












FY 2015 PILOT Results

Educational Institutions	FY11	Total		FY15 PILOT	Less Community		1st Half	2nd Half	FY15
	PILOT	Exempt Value	If Taxable	(Year 4)	Benefits Credit	Cash PILOT	PILOT Contribution	PILOT Contribution	Total PILOT Contribution
Berklee College	\$ 151,331	\$ 149,334,523	\$ 4,635,344	\$ 787,418	\$ (393,709)	\$ 393,709	\$ 98,325	\$ 98,325	\$ 196,650
✓ Boston Architectural College	\$ -	\$ 19,056,500	\$ 591,514	\$ 25,183	\$ (12,591)	\$ 12,591	\$ 6,296	\$ 6,296	\$ 12,592
Boston College	\$ 297,571	\$ 526,217,533	\$ 16,333,792	\$ 2,878,743	\$ (1,439,371)	\$ 1,439,371	\$ 326,646	\$ -	\$ 326,646
Boston College High School	\$ -	\$ 27,176,500	\$ 843,559	\$ 75,592	\$ (37,796)	\$ 37,796	\$ -	\$ -	\$ -
✓ Boston Conservatory	\$ -	\$ 24,609,000	\$ 763,863	\$ 59,653	\$ (29,826)	\$ 29,826	\$ 14,913	\$ 14,914	\$ 29,827
Boston University	\$ 5,082,079	\$ 1,997,608,524	\$ 62,005,769	\$ 14,066,268	\$ (7,033,134)	\$ 7,033,134	\$ 3,021,688	\$ 3,021,688	\$ 6,043,376
Catholic Memorial	\$ -	\$ 16,753,071	\$ 520,015	\$ 10,883	\$ (5,442)	\$ 5,442	\$ -	\$ -	\$ -
Emerson College	\$ 141,591	\$ 240,541,000	\$ 7,466,393	\$ 1,456,795	\$ (728,397)	\$ 728,397	\$ 70,796	\$ 70,796	\$ 141,592
Emmanuel College	\$ -	\$ 194,556,700	\$ 6,039,040	\$ 1,114,688	\$ (557,344)	\$ 557,344	\$ 75,000	\$ -	\$ 75,000
Fisher College	\$ -	\$ 44,638,499	\$ 1,385,579	\$ 183,996	\$ (91,998)	\$ 91,998	\$ -	\$ -	\$ -
Harvard University	\$ 2,109,293	\$ 1,527,084,000	\$ 47,400,687	\$ 10,217,144	\$ (5,108,572)	\$ 5,108,572	\$ 1,130,051	\$ 1,130,048	\$ 2,260,099
✓ Mass College of Pharmacy	\$ 242,252	\$ 109,297,000	\$ 3,392,579	\$ 682,297	\$ (341,148)	\$ 341,148	\$ 170,574	\$ 170,574	\$ 341,148
✓ NE College of Optometry	\$ -	\$ 25,065,500	\$ 778,033	\$ 62,487	\$ (31,243)	\$ 31,243	\$ 15,622	\$ 15,622	\$ 31,243
New England Conservatory	\$ -	\$ 31,627,000	\$ 981,702	\$ 103,220	\$ (51,610)	\$ 51,610	\$ 6,000	\$ -	\$ 6,000
Northeastern University	\$ 30,571	\$ 1,294,771,781	\$ 40,189,716	\$ 6,771,504	\$ (3,385,752)	\$ 3,385,752	\$ -	\$ 443,000	\$ 443,000
Roxbury Latin School	\$ -	\$ 52,829,300	\$ 1,639,821	\$ 234,844	\$ (117,422)	\$ 117,422	\$ -	\$ -	\$ -
✓ Showa Institute	\$ 123,084	\$ 42,694,600	\$ 1,325,240	\$ 221,162	\$ (110,581)	\$ 110,581	\$ 55,290	\$ 55,291	\$ 110,581
Simmons College	\$ 15,000	\$ 139,730,000	\$ 4,337,219	\$ 780,324	\$ (390,162)	\$ 390,162	\$ 108,790	\$ -	\$ 108,790
Suffolk University	\$ 378,979	\$ 234,130,917	\$ 7,267,424	\$ 1,511,956	\$ (755,978)	\$ 755,978	\$ 213,075	\$ 213,075	\$ 426,150
✓ Tufts University	\$ 232,975	\$ 158,300,662	\$ 4,913,653	\$ 982,801	\$ (491,400)	\$ 491,400	\$ 245,700	\$ 245,700	\$ 491,400
Wentworth Institute of Tech. ¹	\$ 31,504	\$ 208,240,568	\$ 6,463,787	\$ 1,212,239	\$ (606,120)	\$ 606,120	\$ 303,060	\$ -	\$ 303,060
Wheellock College	\$ -	\$ 54,656,000	\$ 1,696,522	\$ 246,184	\$ (123,092)	\$ 123,092	\$ -	\$ -	\$ -
Winsor School	\$ -	\$ 41,283,900	\$ 1,281,452	\$ 163,170	\$ (81,585)	\$ 81,585	\$ -	\$ -	\$ -
TOTAL	\$ 8,836,231	\$ 7,160,203,078	\$ 222,252,704	\$ 43,848,550	\$ (21,924,275)	\$ 21,924,275	\$ 5,861,826	\$ 5,485,328	\$ 11,347,153

¹ Wentworth Institute of Technology received a \$50,000 exceptional opportunity credit for the donation of land for the construction of housing for seniors in Mission Hill





✓ = Institution contributed a cash PILOT and qualifying community benefits in the amount requested by the City


FY 2015 PILOT Results

	FY11 PILOT	Total Exempt Value	If Taxable	FY15 PILOT (Year 4)	Less Community Benefits Credit	Cash PILOT	1st Half PILOT Contribution	2nd Half PILOT Contribution	FY15 Total PILOT Contribution
 Beth Israel Deaconess	\$ 167,000	\$ 813,129,901	\$ 25,239,552	\$ 5,021,590	\$ (2,510,795)	\$ 2,510,795	\$ 1,255,398	\$ 1,255,397	\$ 2,510,795
 Boston Children's Hospital ²	\$ 111,921	\$ 660,688,500	\$ 20,507,771	\$ 2,734,805	\$ (2,051,104)	\$ 683,701	\$ 346,315	\$ 337,386	\$ 683,701
 Boston Medical Center	\$ 137,625	\$ 316,884,600	\$ 9,836,098	\$ 1,969,758	\$ (1,477,319)	\$ 492,440	\$ 246,227	\$ 246,213	\$ 492,440
 Brigham and Women's Hosp.	\$ 1,538,506	\$ 794,517,135	\$ 24,661,812	\$ 5,454,645	\$ (2,727,322)	\$ 2,727,322	\$ 1,363,661	\$ 1,363,661	\$ 2,727,322
 Dana Farber Cancer Institute ³	\$ 99,972	\$ 248,137,603	\$ 7,702,191	\$ 1,487,307	\$ (743,654)	\$ 743,654	\$ 371,827	\$ 371,827	\$ 743,653
 Faulkner Hospital	\$ -	\$ 161,926,400	\$ 5,026,195	\$ 912,119	\$ (456,060)	\$ 456,060	\$ 228,030	\$ 228,029	\$ 456,059
Franciscan Hospital	\$ -	\$ 50,402,000	\$ 1,564,478	\$ 219,776	\$ (109,888)	\$ 109,888	\$ -	\$ -	\$ -
 Harvard Vanguard	\$ 294,886	\$ 109,848,200	\$ 3,409,688	\$ 706,772	\$ (353,386)	\$ 353,386	\$ 176,693	\$ 176,693	\$ 353,386
Hebrew Rehabilitation Ctr	\$ -	\$ 53,017,000	\$ 1,645,648	\$ 236,010	\$ (177,007)	\$ 59,002	\$ 7,500	\$ -	\$ 7,500
Joslin Diabetes Center	\$ -	\$ 86,293,700	\$ 2,678,556	\$ 442,591	\$ (221,296)	\$ 221,296	\$ -	\$ -	\$ -
 Mass Eye & Ear Infirmary	\$ -	\$ 116,908,100	\$ 3,628,827	\$ 632,645	\$ (316,323)	\$ 316,323	\$ 158,161	\$ 158,162	\$ 316,323
 Mass General Hospital	\$ 2,668,355	\$ 1,786,642,729	\$ 55,457,390	\$ 12,065,700	\$ (6,032,850)	\$ 6,032,850	\$ 3,016,425	\$ 3,016,425	\$ 6,032,850
 New England Baptist Hosp.	\$ -	\$ 134,481,973	\$ 4,174,320	\$ 741,744	\$ (370,872)	\$ 370,872	\$ 185,436	\$ 185,436	\$ 370,872
Shriners Hospital	\$ -	\$ 106,097,400	\$ 3,293,263	\$ 565,533	\$ (282,766)	\$ 282,766	\$ -	\$ -	\$ -
 Spaulding Rehab Hospital	\$ 78,919	\$ 153,819,900	\$ 4,774,570	\$ 893,362	\$ (446,681)	\$ 446,681	\$ 223,340	\$ 223,341	\$ 446,681
Tufts Medical Center	\$ 910,720	\$ 401,044,500	\$ 12,448,421	\$ 2,760,852	\$ (1,380,426)	\$ 1,380,426	\$ 412,787	\$ 605,266	\$ 1,018,053
TOTAL	\$ 6,007,904	\$ 5,993,839,641	\$ 186,048,782	\$ 36,845,209	\$ (19,657,748)	\$ 17,187,461	\$ 7,991,799	\$ 8,167,836	\$ 16,159,635

² Half of the hospital's cash PILOT was a direct cash contribution to the Boston Public Schools and Boston Public Health Commission as an exceptional opportunity credit according to program guidelines

³ Dana Farber Cancer Institute received a credit of \$12,500 toward the PILOT contribution for hiring previously unemployed Boston residents as part of the Mayor's Credit for Hire Program

	FY11 PILOT	Total Exempt Value	If Taxable	FY15 PILOT (Year 4)	Less Community Benefits Credit	Cash PILOT	1st Half PILOT Contribution	2nd Half PILOT Contribution	FY15 Total PILOT Contribution
Bayridge Center	\$ 17,884	\$ 29,788,000	\$ 924,620	\$ 98,958	\$ (49,479)	\$ 49,479	\$ 9,526	\$ 9,526	\$ 19,051
 Boston Symphony Orchestra	\$ 84,976	\$ 29,178,062	\$ 905,687	\$ 122,008	\$ (61,004)	\$ 61,004	\$ 30,502	\$ 30,502	\$ 61,004
Children's Museum	\$ -	\$ 31,029,000	\$ 963,140	\$ 99,508	\$ (49,754)	\$ 49,754	\$ -	\$ -	\$ -
 Gardner Museum	\$ -	\$ 27,868,501	\$ 865,038	\$ 59,916	\$ (29,958)	\$ 29,958	\$ 14,979	\$ 14,979	\$ 29,958
Inst. of Contemporary Art	\$ -	\$ 37,162,500	\$ 1,153,524	\$ 137,585	\$ (68,792)	\$ 68,792	\$ -	\$ -	\$ -
 MASCO	\$ 133,778	\$ 50,947,000	\$ 1,581,395	\$ 276,670	\$ (138,335)	\$ 138,335	\$ 69,168	\$ 69,167	\$ 138,335
Museum of Fine Arts	\$ 66,220	\$ 282,450,999	\$ 8,767,279	\$ 1,676,865	\$ (838,432)	\$ 838,432	\$ 31,166	\$ 30,543	\$ 61,708
Museum of Science	\$ -	\$ 34,903,500	\$ 1,083,405	\$ 123,561	\$ (61,780)	\$ 61,780	\$ -	\$ -	\$ -
New England Aquarium	\$ -	\$ 70,176,100	\$ 2,178,266	\$ 342,533	\$ (171,267)	\$ 171,267	\$ -	\$ -	\$ -
 WGBH	\$ -	\$ 49,902,500	\$ 1,548,974	\$ 216,675	\$ (108,337)	\$ 108,337	\$ 54,169	\$ 54,169	\$ 108,338
TOTAL	\$ 302,858	\$ 643,406,162	\$ 19,971,327	\$ 3,154,278	\$ (1,577,139)	\$ 1,577,139	\$ 209,509	\$ 208,885	\$ 418,394
GRAND TOTAL	\$15,146,992	\$13,797,448,881	\$428,272,813	\$83,848,037	\$ (43,159,162)	\$40,688,875	\$14,063,134	\$13,862,049	\$27,925,183

 = Institution contributed a cash PILOT and qualifying community benefits in the amount requested by the City