

# MEMORANDUM

To: Charlotte Fleetwood, Senior Transportation Planner

From: Nick Jackson, Vice President  
Taylor Dennerlein, PE, AICP  
Preston Buehrer, PE

Date: June 7, 2023 (revised)

Project: Vision Zero Rapid Response (6131)

Subject: Centre Street – West Roxbury Parkway to Lagrange Street, West Roxbury

Go Boston2030 is a City of Boston initiative that envisions a bold transportation future for the City, with the Vision and Action Plan prioritizing projects and policies based on public feedback. In this Vision and Action Plan, Centre Street was identified as one of Boston's 21 official Main Streets districts. Progressing these plans and in response to a driver striking a child crossing Centre Street on December 5<sup>th</sup>, 2022, as well as several other crashes including a 2019 fatal pedestrian crash, Boston Transportation Department (BTD) requested Toole Design evaluate systemic safety issues along Centre Street. The focus of Boston Vision Zero is to improve safety conditions to eliminate all fatal and serious crashes within the City of Boston utilizing proven low-cost, high-impact improvements. As part of the Vision Zero Rapid Response program, Toole Design prepared short-term safety improvement plans for Centre Street at Hastings Street, implemented in summer 2019, to increase pedestrian safety at the location of the 2019 fatal crash. However, other serious crashes which have occurred involving vulnerable road users indicate Centre Street in West Roxbury may require a more systematic approach to improve roadway safety conditions appropriate in a high pedestrian and bicycle activity area.

Toole Design has prepared this technical memorandum to evaluate crash data and existing traffic conditions on Centre Street between West Roxbury Parkway and Lagrange Street in Boston's West Roxbury neighborhood. This memorandum accompanies draft restriping plans along Centre Street and provides safety and traffic analyses in support of a proposed road diet.

## BACKGROUND


On February 5<sup>th</sup>, 2019 a woman was fatally struck by a person driving a car while walking across Centre Street with her husband. The crash occurred just after 4PM at the intersection of Centre Street and Hastings Street, in dry and clear weather conditions. In news media coverage it was noted that a similar crash occurred at the intersection in 2015 when a pedestrian crossing Centre Street was struck by a driver, resulting in a traumatic brain injury and a lengthy recovery<sup>1</sup>. While the cause of the 2019 crash is still under investigation, testimony from

---

<sup>1</sup> Gaffin, Adam "Northeastern researchers proposed steps two years ago to make Centre Street in West Roxbury safer for pedestrians." *UniversalHub* 06 Feb. 2019.

the person struck in 2015 indicated that the double-threat scenario and high vehicle speeds likely played a role in the previous crash. A double-threat, or multiple-threat, scenario occurs on multi-lane roads when one driver stops for a person in the crosswalk, but the second driver approaches the crosswalk and the driver's view of the pedestrian is obstructed by the first vehicle, resulting in a crash, seen in Figure 1<sup>2</sup>.

In the months following the 2019 crash, BTM revised signage along Centre Street and installed in-street pedestrian crossing signs, as well as provided tactical pedestrian refuge islands for both crosswalks across Centre Street at the intersection with Hastings Street. Additional safety countermeasures, such as a road diet, protected left turn phasing, and leading pedestrian intervals were analyzed and proposed in summer of 2019 and winter of 2020.



**Figure 1 Double-threat pedestrian crash illustration**

According to the Boston Vision Zero Injury Crash Map nine pedestrians have been struck and injured by drivers on this stretch of Centre Street since the fatal 2019 crash, two of which were at the Hastings Street intersection<sup>3</sup>. Additionally, a fatal crash between a person driving a motorcycle and a person driving a vehicle occurred on Centre Street near Park Street on August 12, 2021. On December 5<sup>th</sup>, 2022 a kindergartener walking home from school with his aunt across Centre Street at Bellevue Street was struck by a car driver who reportedly ran a red light.

## **PURPOSE AND NEED**

Go Boston2030 is a City of Boston initiative that envisions a bold transportation future for the City, with the Vision and Action Plan prioritizing projects and policies based on public feedback. In this Vision and Action Plan, Centre Street was identified as one of Boston's 21 official Main Streets districts. Making these districts walk- and bike-friendly was voted as the number one priority by the public, stating that improvements to neighborhood commercial districts should be made for people traveling on foot and by bike. Walk-friendly features are cited as automatic pedestrian cycles, leading pedestrian intervals (LPIs), and shorter crossing distances. Bike-friendly features are cited as priority for better bike corridors, additional bike parking, bike share stations, and safer intersection designs.<sup>4</sup>

In response to the most recent pedestrian crash that resulted in injury, BTM tasked Toole Design with investigating systemic safety issues along the Centre Street corridor. The following safety issues were noted in discussions with BTM in 2019 and confirmed to still be present during a site visit conducted by Toole Design:

- High perceived vehicle speeds along Centre Street (confirmed with traffic data in 2019 and 2022);
- Long crosswalks across multiple lanes of traffic;
- Time between the walk signals is too long; and
- No bicycle facilities.

BTM also tasked Toole Design with developing pavement marking and signage plans to provide near-term solutions addressing perceived and observed the safety issues on Centre Street. Signal phasing and timing alternatives laid forth in this memo are intended to compliment the pavement marking and signage plans to provide safety improvements for the Centre Street corridor.

---

<sup>2</sup> FHWA, *Safety Effects of Marked Versus Unmarked Crosswalks at Uncontrolled Locations Final Report and Recommended Guidelines*. FHWA-HRT-04-100. September 2005.

<sup>3</sup> <https://www.universalhub.com/2022/another-pedestrian-hit-west-roxbury-intersection>

<sup>4</sup> City of Boston. *GoBoston 2030: Vision and Action Plan*. March 2017

## EXISTING CONDITIONS

Centre Street within the study area is classified as an urban arterial under local jurisdiction. Its typical cross section includes four lanes of vehicle traffic (two lanes in each direction), with parking provided on each side of the road. There are nine signalized intersections within the study area, four of which provide turning lanes on Centre Street. There are 14 bus stops located on Centre Street, two on Belgrade Avenue, and three commuter rail stations are in close proximity. Figure 2 provides an overview of these key features within the study area.

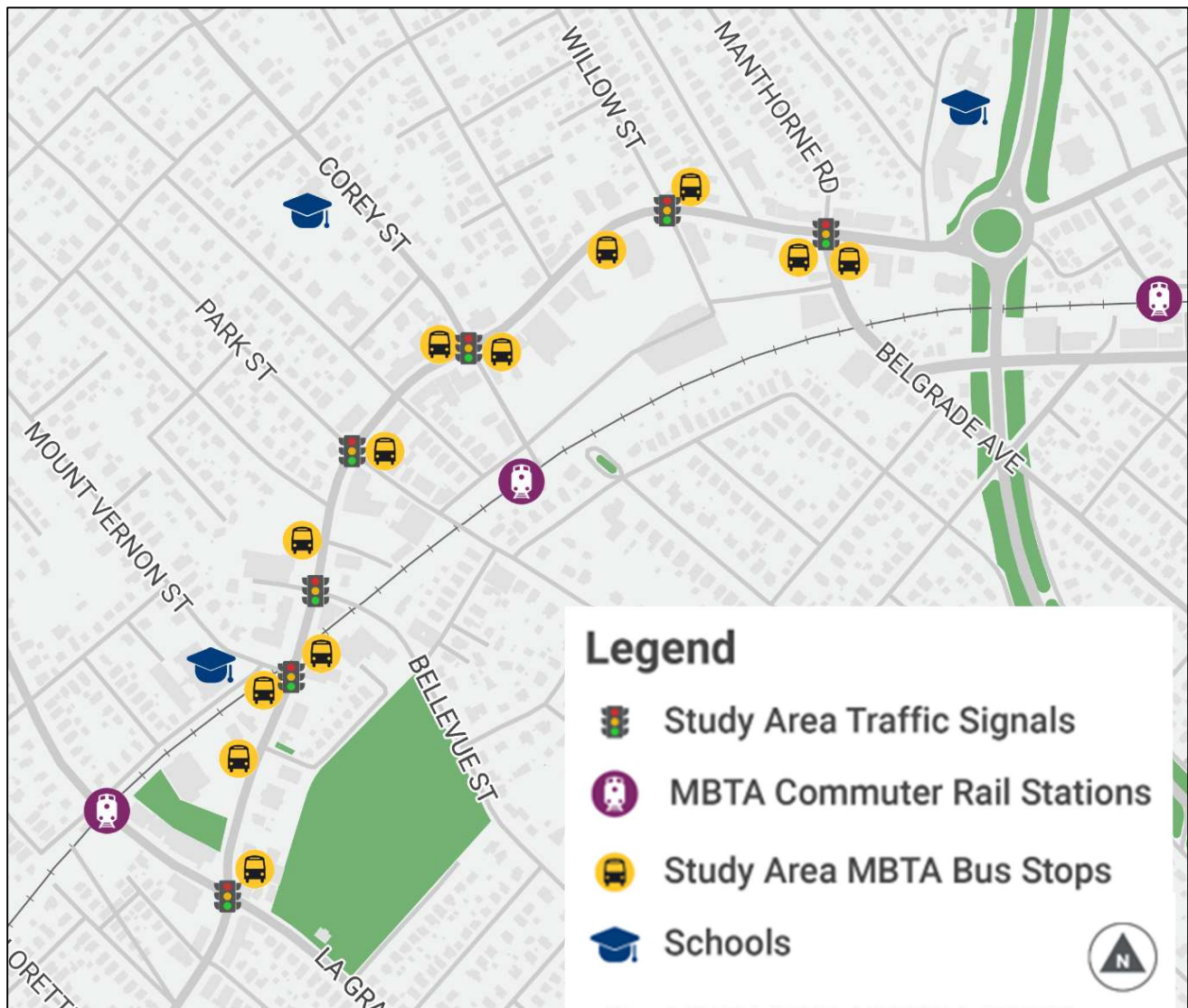


Figure 2 - Locus Map

The nine signalized intersections on Centre Street within the study area are as follows:

- » Manthorne Road/Belgrade Avenue;
- » Willow Street;
- » Corey Street;
- » Park Street;
- » Bird Place/Bellevue Street;

- » Mount Vernon Street; and
- » Lagrange Street.

All Centre Street intersection approaches consist of two general purpose lanes, with several approaches also including dedicated turn lanes. The posted speed limit on Centre Street is 25 mph, with flashing school zone signs between Bellevue Street and Quinn Way, activated during school hours for a speed limit of 20 mph.

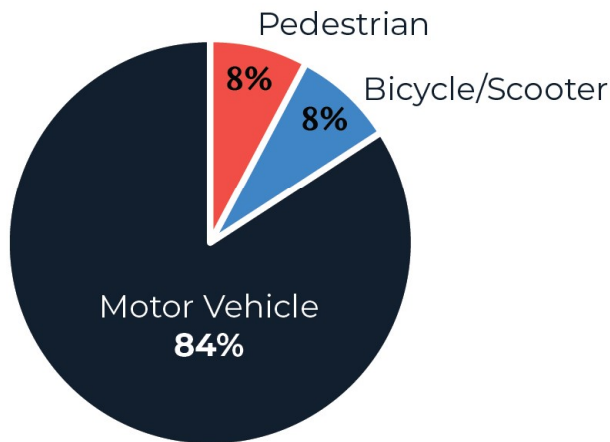
### Crash Analysis

Crash data for Centre Street from 2019 to 2021 was obtained through Boston Police Department (BPD). During this three-year period, 64 crashes were reported within the study area. Crash data previously pulled for Centre Street from 2015 to 2018 yielded 67 crashes over a four-year period, indicating a recent increase in crashes per year.

Of the reported crashes, 10 (16%) resulted in an injury, with an additional 12 (19%) coded as 'other'. Five of the crashes involved a person walking, and five involved a person riding a bike or scooter, resulting in 10 (16%) of reported crashes involving a vulnerable roadway user. Of the 10 crashes involving vulnerable roadway users, 6 (60%) resulted in injury. **Injuries to people walking, biking, and scooting on Centre Street accounted for 60% of the total injuries, despite being involved in only 16% of the total reported crashes, indicating that crashes on Centre Street disproportionately affect vulnerable road users.**

The most common crash type was single vehicle crashes (42%), the majority of which (74%) involving parked vehicles, followed by sideswipe crashes (17%), angle (11%), rear-end (13%), and head-on (2%). Of the five crashes involving a person walking, three were struck by a driver pulling out of a parking lot or turning left. One driver drove over a wall and struck people sitting on a bench. Of the five crashes involving a person riding a bike or scooter, two involved a merging vehicle and one person riding a bike was hit by an open door of a parked motor vehicle.

### Crashes by Mode



### Injuries by Mode

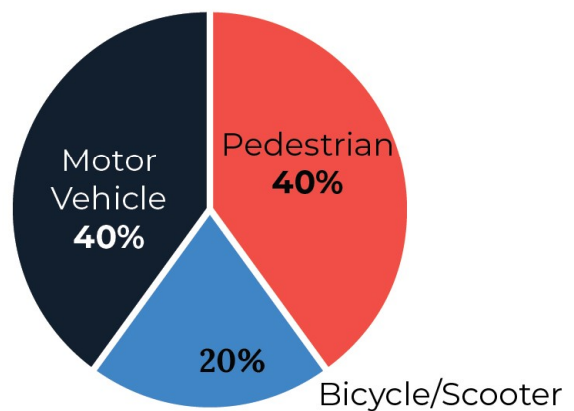


Figure 3: Crashes and Injuries by Mode

**Table 1: Number of crashes by type**

Crash type	Total Crashes	Percent
Single vehicle – parked vehicle	22	31%
Sideswipe, same direction	11	17%
Angle	7	11%
Rear-end	8	13%
Single vehicle – fixed object	7	11%
Pedestrian	5	7%
Bicycle	3	4%
Scooter	2	3%
Head-on	1	1
Total	64	100%

## Safety Concerns

In addition to the crash data, the City is collecting public input through an interactive on-line “Safety Concerns Map” on the Vision Zero website ([www.visionzeroboston.org](http://www.visionzeroboston.org)). This tool allows street users to identify safety issues that they encounter on streets throughout the City. Figure 2 presents the graphical feedback that had been input to the Safety Concerns Map as of February 28, 2019. Six additional concerns posted after this date and don’t show up on the map were also reviewed. Key themes within the Safety Concerns Map include:

- » Drivers double park along the corridor, park in no parking zones, or park/stop on crosswalks;
- » Drivers run red lights / stop signs, particularly the No Turn on Red signs;
- » Drivers do not yield to pedestrians;
- » There are too many lanes to cross;
- » People have to wait too long for the WALK and are not given enough time to cross; and
- » There are no bicycle facilities on Centre Street.

While street users didn’t use the ‘people speed’ icon directly, drivers speeding was mentioned in many comments as a safety issue.

Since the data was pulled in early 2019, only six additional comments have been made on Centre Street. These comments referred to drivers double parking, drivers running red lights/stop signs, drivers speeding, and no bicycle facilities on Centre Street.



Figure 4: Safety Concerns Map (as of 2/28/19)

## Volumes

Turning movement counts (TMCs) were collected for all signalized intersections in the project area on Thursday, January 12, 2022 from 7:00 AM to 7:00 PM. Daily volumes and vehicle speeds were also collected along Centre Street from Thursday, January 12 through Saturday, January 14, 2022. Daily traffic volumes and speeds were collected via automatic traffic recorders (ATRs) placed across Centre Street north of Lagrange Street and north of Corey Street.

### Turning Movement Counts

TMC data was used to determine a network peak hour for all traffic analysis. The morning peak hour was 7:30 AM to 8:30 AM, the midday peak hour was 12:00 PM to 1:00 PM, and the evening peak hour was 4:00 PM to 5:00 PM. Diagrams demonstrating the peak hour vehicle, pedestrian, and bicyclist volumes are presented in Attachment A, and raw count data is provided in Attachment B. Overall, turning volumes for all intersections are well under BTD's 250 turning vehicle<sup>5</sup> threshold for concurrent pedestrian phasing.

### Automated Traffic Recorder Data

The average daily traffic (ADT) for Centre Street north of LaGrange Street was observed to be highest on Friday with 15,600 vehicles per day (vpd), with slightly lower volumes on Saturday around 13,100 vpd. Comparison of

<sup>5</sup> Boston Transportation Department, *Traffic Signal Operations Design Guidelines*. July 2018.

daily and peak hour volumes between Thursday and Friday collection hours are shown in Table 2 below. Data collected in 2019 measured an ADT of approximately 16,200 vpd at the same location, indicating a slight decrease in overall volumes.

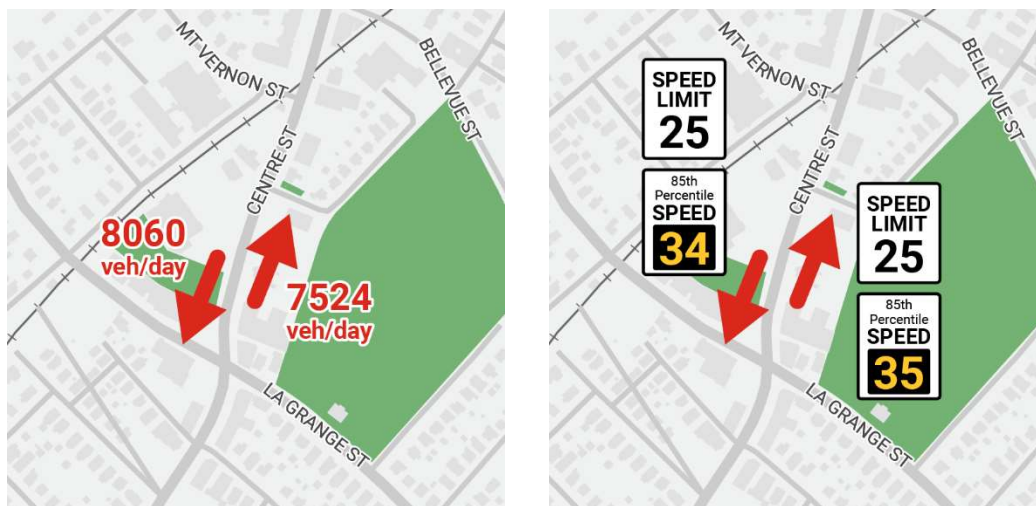
**Table 2: Thursday and Friday daily and peak hour volumes**

	Thursday	Friday
ADT (vpd)	15,000	15,600
AM peak hour (vph*)	1,089	1,115
PM peak hour (vph)	1,349	1,311

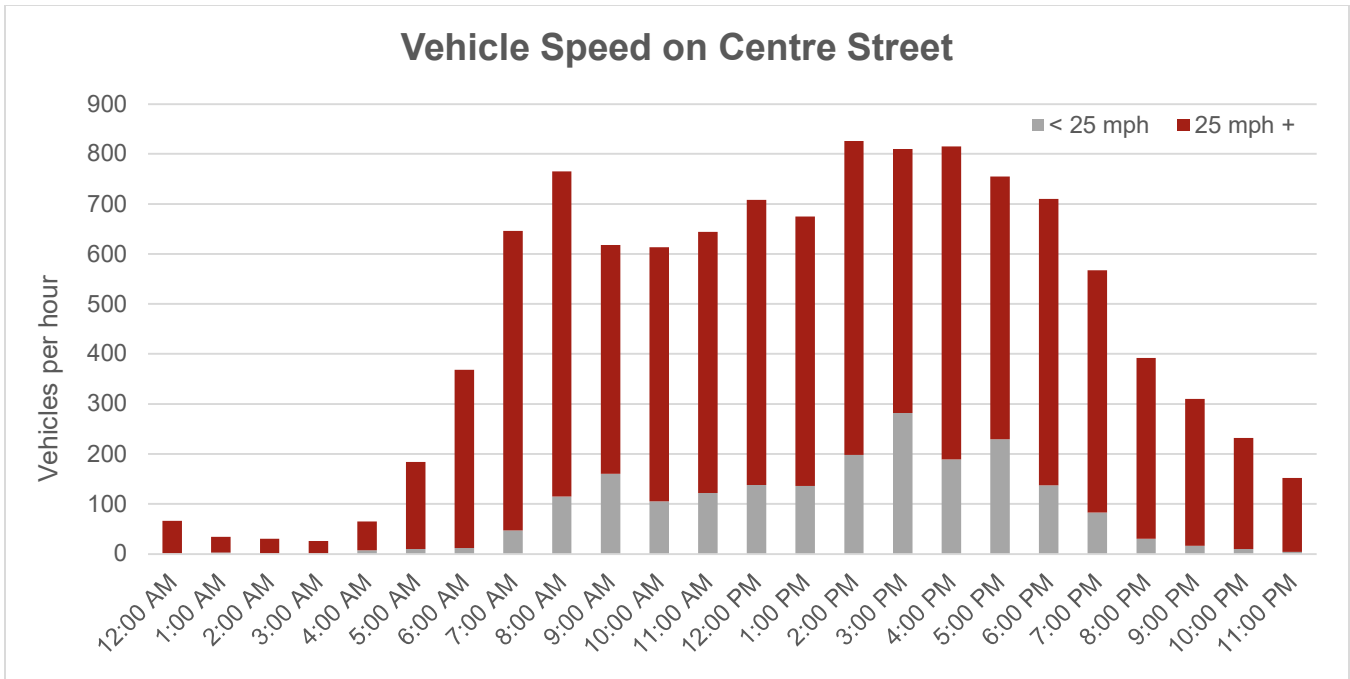
\* Vehicles per hour

The ADT for Centre Street between Willow Street and Corey Street was measured to highest on Friday with 15,600 vpd, with slightly lower volumes on Saturday around 13,200 vpd. This indicates a consistent vehicular volume along the entire corridor within the study area.

North of LaGrange Street, the average vehicle speed was measured to be between 29 and 30 mph, with the 85<sup>th</sup> percentile speed measured between 33 and 35 mph, with slight variation for direction of travel and day of the week. Almost 82% of vehicles were traveling 25 mph or greater during the weekdays, with over 87% traveling over 25 mph on Saturday. High speeds were persistent throughout the day, with the average hourly speed never dropping below the speed limit the entire 72-hours of collecting data. Speed data collected in 2019 measured similar, but more varied vehicle speeds, with an average speed between 26 and 30 mph, and 85<sup>th</sup> percentile speeds between 31 and 36 mph, depending on the direction of travel.



**Figure 5: Directional vehicle volumes and speeds on Centre Street**



**Figure 6: Vehicle volume and speed by hour for Friday, January 13<sup>th</sup>, 2023 north of LaGrange Street**

Between Willow Street and Corey Street, the average vehicle speed was measured to be between 25 and 27 mph, with the 85<sup>th</sup> percentile speed measured between 30 and 32 mph, with slight variation for direction of travel and day of the week. Over 60% of vehicles were traveling 25 mph or greater during the weekdays, with over 65% traveling over 25 mph on Saturday. In October of 2019, Tetra Tech conducted a speed study as part of an existing conditions analysis on Centre Street. The study, which recorded vehicle speeds during off-peak hours, measured the 85<sup>th</sup> percentile speed on Centre Street in this location to be 29 mph.

Figure 7 shows the likelihood of fatal or serious injury if a person is struck by a vehicle being driven at different speeds. When struck at 20 mph, the likelihood of fatal or serious injury is 13%, with the likelihood increasing dramatically to 40% and 73% with vehicle speeds of 30 mph and 40 mph, respectively. Figure 7 shows the vehicle speeds on Centre Street broken down into categories matching these speeds.



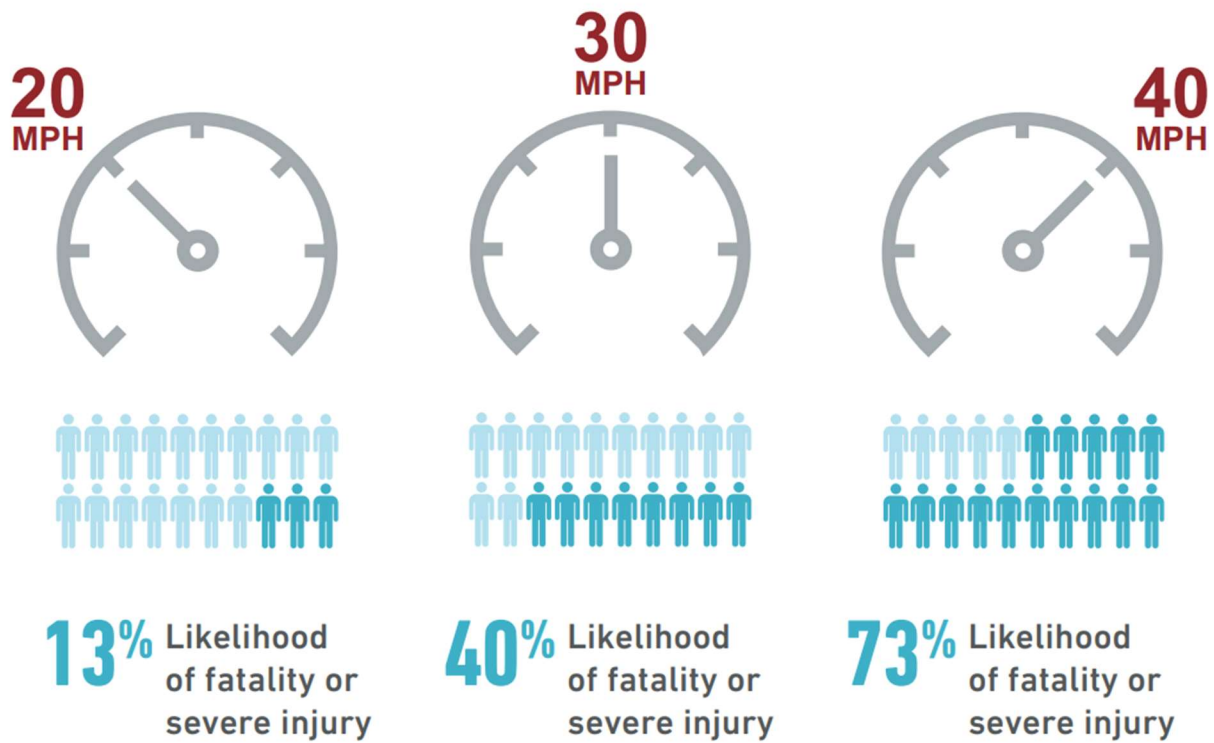


Figure 7: Impact of speed on a pedestrian's risk of severe injury or death<sup>6</sup>

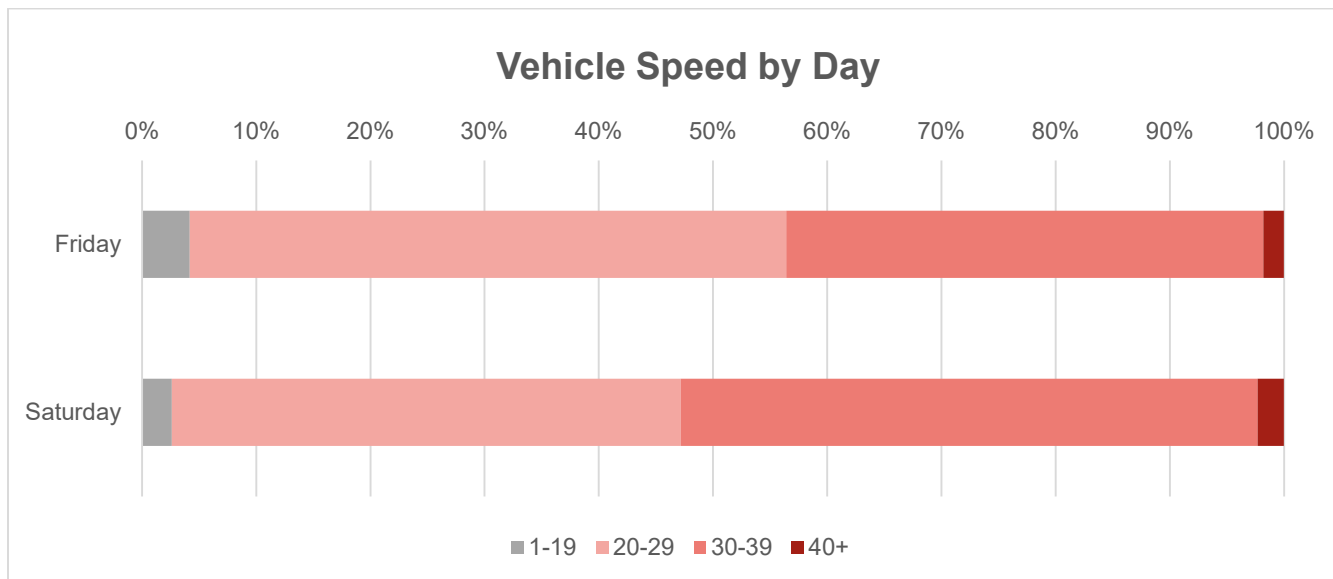


Figure 8: Vehicle speed by day north of LaGrange Street

<sup>6</sup> Tefft, B. C. (2011). *Impact speed and a pedestrian's risk of severe injury or death* (Technical Report). Washington, DC.: AAA Foundation for Traffic Safety.

## Signal Operations

The traffic signals are coordinated along Centre Street through the study area. During the morning hours (typically 6:00 AM to 10:00 AM) traffic signals run at 100 second cycle lengths and during the evening hours (typically 3:00 PM to 7:00 PM) traffic signals run at 110 second cycle lengths. At all other times cycle lengths are set to 80 seconds. Most signals are set to programmed flash between the overnight hours of 3:00 AM to 6:00 AM with the exception of Centre Street at Lagrange Street. The Centre Street at Bellevue Street/Bird Place intersection also has fire pre-emption, which is activated from the fire station as needed.

People walking through the study area are accommodated via an exclusive pedestrian phase at all signalized intersections. The signal phasing for Centre Street is set to max recall at all intersections, with the pedestrian phase and the side street phases only being called when actuated via push button or in-pavement loop detector. Most intersections run with a simple phasing scheme – Centre Street movements are called, then the pedestrian phase, then the side street movements – with the exception of four intersections:

- » Belgrade Avenue/Manthorne Street;
- » Willow Street; and
- » Lagrange Street.

The Belgrade Avenue/Manthorne Street intersection is run as split phasing between the side streets, meaning the Manthorne Street approach has the green indication, and then the Belgrade Avenue approach is separately provided the green indication. The right turn movement from Centre Street eastbound is also run concurrently with the Belgrade Avenue phase.

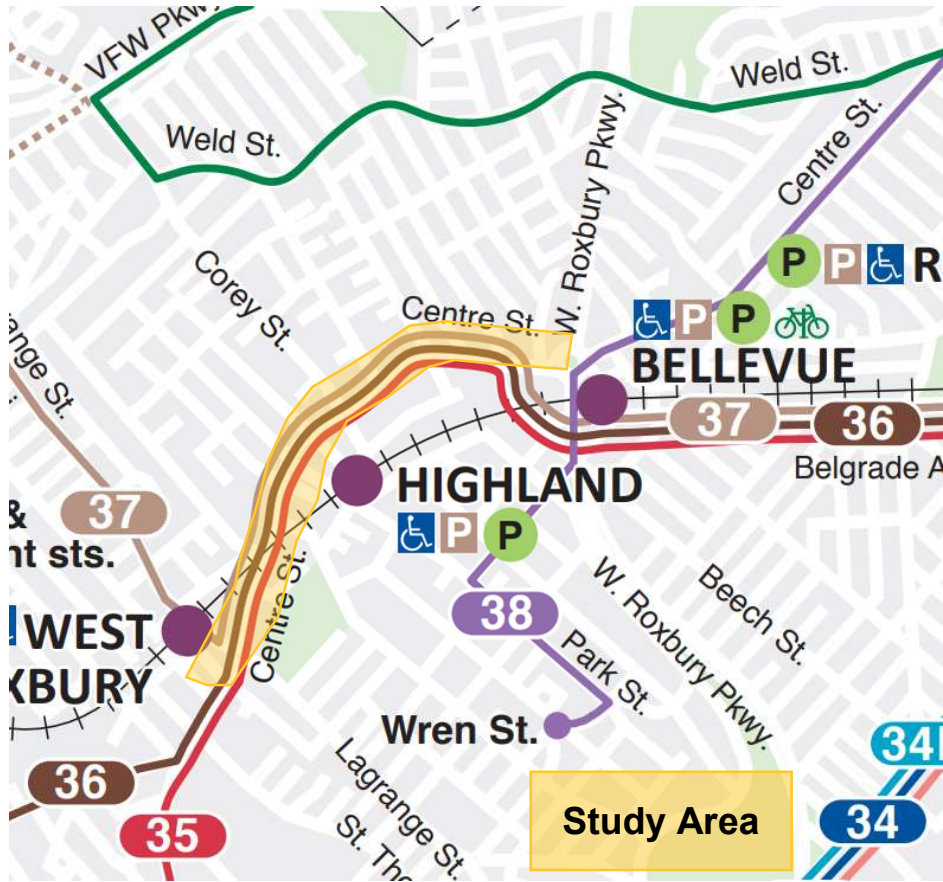
The Willow Street intersection is run with a leading phase for Centre Street westbound, allowing drivers turning left from Center Street westbound onto Willow Street to do so in a protected phase before the Centre Street eastbound movement is called. The right turn movement from Willow Street northbound is also run concurrently with the leading westbound phase.

The Lagrange Street intersection is run as a priority intersection. The first phase in the cycle depends on which, if any, left-turn movement on Centre Street is actuated. If both left-turn movements are actuated, the first phase is a leading protected left-turn in both the eastbound and westbound directions. If only one direction is actuated, that entire approach receives a leading phase. If the left-turn movement is not actuated at all, the leading phases are skipped. After the lead phases, both the westbound and eastbound Centre Street through movements are called, with both left-turn movements running permissively. The pedestrian phase is called next if actuated, then the Lagrange Street phase, if actuated.

## Transit Operations

Three MBTA bus routes currently travel along Centre Street through the study area:

- 35 Dedham Mall to Forest Hills via Centre Street;
- 36 Dedham Mall to Forest Hills via VA Hospital; and
- 37 Baker Street & Vermont Street to Forest Hills.



**Figure 9 - MBTA bus routes through study area**

All three MBTA bus routes join Centre Street at the Belgrade Avenue intersection and traverse the majority of the study area. As part of the Bus Network Redesign, Routes 35 and 36 will maintain the same route throughout the study area. Together, these routes will provide Centre Street with service every 15 minutes or better between 5 AM and 10 PM, seven days a week. Route 37 will be eliminated in favor of Route 52, which runs from Watertown to the VA Hospital via LaGrange St, Centre Street, and Spring Street.<sup>7</sup> Route 52 will run weekdays only with a headway of 60-90 minutes.

<sup>7</sup> <https://www.mbta.com/projects/bus-network-redesign/update/revise-bus-network-map>



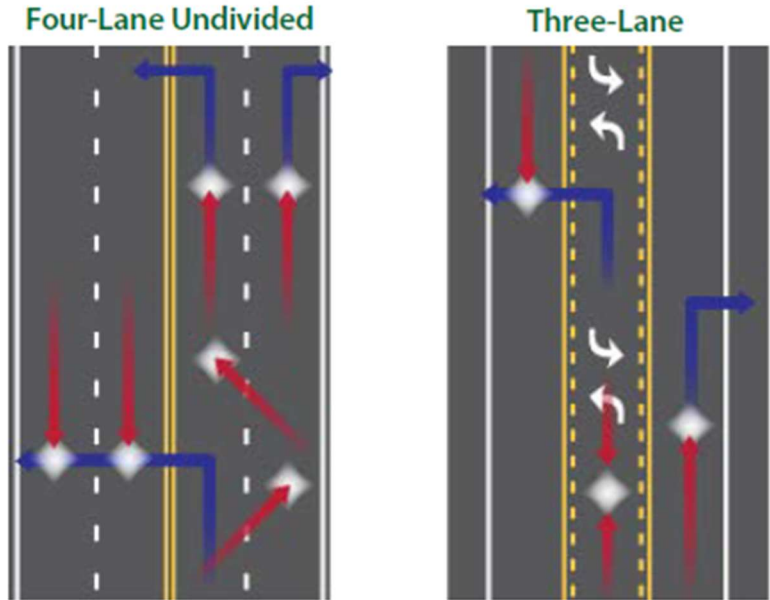
Figure 10 - Propose bus network through the study area<sup>8</sup>

## PROPOSED DESIGN

The proposed design for Centre Street seeks to address safety concerns along the corridor and align Centre Street with stated goals in City planning documents, as noted in the purpose and need. The proposed design within the study area, as shown in the attached 25% design plan, repurposes the pavement width, changing the cross section from four vehicle travel lanes to two vehicle through lanes and a two-way left-turn lane, where appropriate. The two-way left-turn lane becomes dedicated left-turn lanes at intersections as needed.

Reducing the number of vehicle travel lanes has numerous safety benefits, such as a proven reduction in crashes – especially angle, rear-end, and sideswipe crashes –, reduction in vehicle speeds, and better sight distance. Figure 11 below shows the reduction in conflict points from a four-lane undivided roadway to a three-lane roadway. A road diet can also reduce vehicle speed differentials, which can result in less severe crashes.

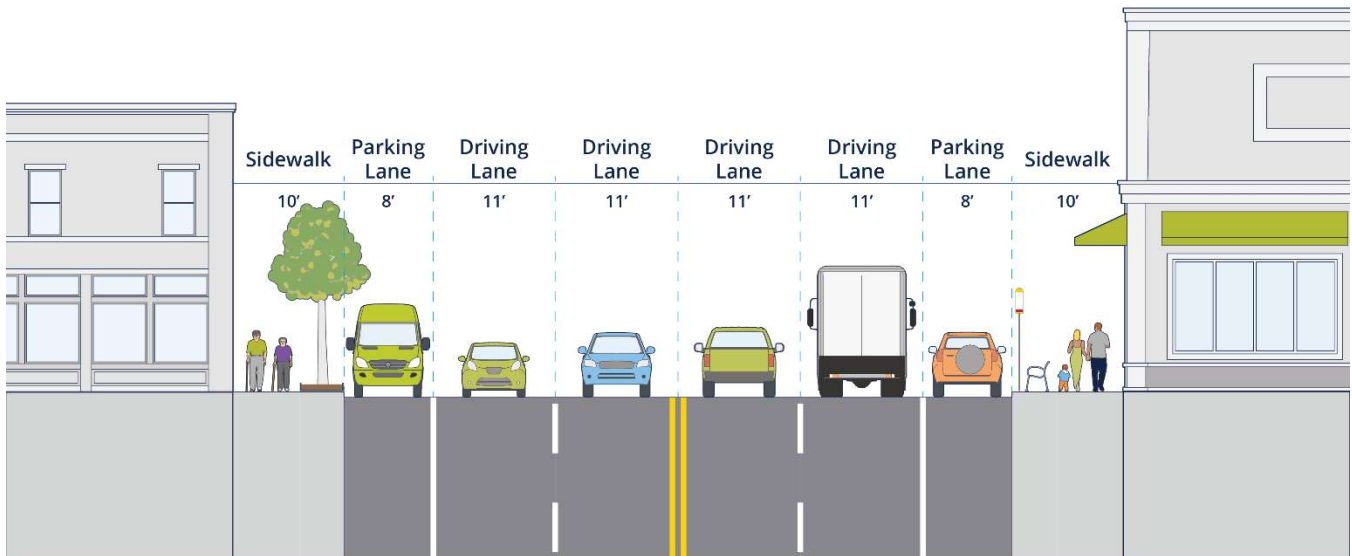
<sup>8</sup> <https://cdn.mbta.com/sites/default/files/bus-network-redesign/2022-07-22-brookline-neighborhood-map-english-accessible.pdf>



**Figure 11: Conflict point reduction of a road diet<sup>9</sup>**

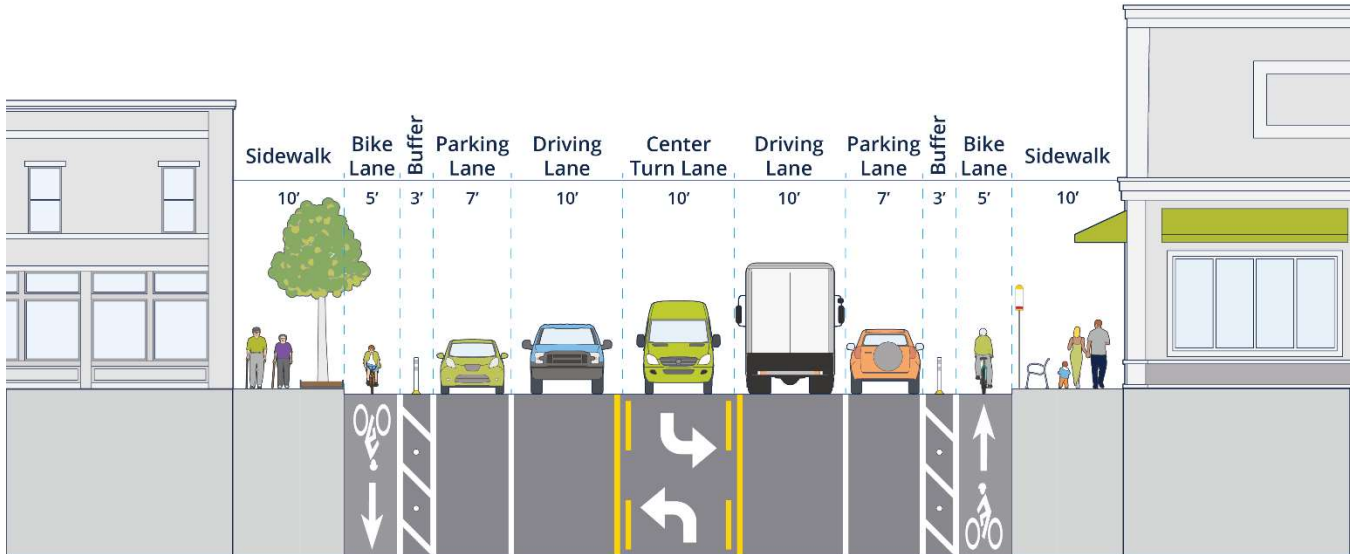
In addition to improving safety, removing a vehicle travel lane and narrowing the remaining lanes provides space for other street uses, such as dedicated bike lanes or increased sidewalk space. As this Rapid Response project is intended to use low cost, quickly implementable treatment, moving curb to provide additional sidewalk space was not considered as an alternative for this project.

The proposed design provides parking protected bike lanes in both directions along Centre Street. The curbside bike lanes include a 3-foot minimum buffer to reduce the risk of vehicle doors opening into the bike lane and to reduce conflict between vehicle passengers and cyclists. Typical existing and proposed cross sections are presented in Figure 12 and Figure 13.



**Figure 12: Typical Centre Street Cross-section, Existing**

<sup>9</sup> Federal Highway Administration, *Road Diet Informational Guide*. FHWA-SA-14-028. November 2014



**Figure 13: Typical Centre Street Cross-section, Proposed**

Parking is also restricted within 20 feet of all crosswalks, per City of Boston parking regulations. This restriction is enforced with “daylighted” areas, which are kept free of parked vehicles or other objects to provide increased visibility between drivers and pedestrian using the crosswalk. This daylighting is increased to 40 feet on the nearside of intersections to ensure visibility between drivers turning right and people utilizing the separated bike lanes. In the existing configuration, an estimated 171 total parking spaces are provided on Centre Street within the project limits. The proposed design provides an estimated 169 spaces, maintaining about 99% of the on-street parking on Centre Street. Appendix C has a complete list of parking guidelines used to calculate the existing and proposed number of spaces.

### **Safety Analysis**

Table 3 outlines the proposed improvements throughout the study area and references crash modification factors (CMFs) or researched results where available. All CMFs were obtained from the Crash Modification Factors Clearinghouse<sup>10</sup>.

Additionally, reducing the number of travel lanes is cited by the FHWA as a countermeasure for reducing mean vehicular speeds between 2 and 4 miles per hour<sup>11</sup>.

<sup>10</sup> <http://www.cmfclearinghouse.org/>

<sup>11</sup> [https://safety.fhwa.dot.gov/speedmgt/ref\\_mats/eng\\_count/2014/eng\\_ctm\\_spd\\_14.pdf](https://safety.fhwa.dot.gov/speedmgt/ref_mats/eng_count/2014/eng_ctm_spd_14.pdf)

**Table 3: Safety Issues and Proposed Recommendations**

<b>Safety Issue</b>	<b>Proposed Improvement</b>	<b>Location of Improvement</b>	<b>Crash Modification Factor (CMF) or Research Results</b>
Turning vehicle conflicts	Restrict parking within 20' of intersections and crosswalks.	Intersections	0.44 CMF for fatal crashes when increasing sight distance <sup>i</sup>
	Daylight corners and crosswalks.	Throughout	33% crash reduction <sup>ii</sup> ; 40% increase in yield rates <sup>iii</sup>
	Provide protected left turn phasing.	Signalized intersections	0.01 CMF for angle crashes <sup>iv</sup> , 0.69 CMF for vehicle/bicycle crashes <sup>v</sup>
Bicyclist accommodations	Installation of colored bicycle lanes at intersections	Throughout	0.61 CMF for vehicle/bicycle crashes <sup>vi</sup>
	Provide separated bicycle lanes.	Throughout	0.65 CMF for vehicle/bicycle crashes <sup>vii</sup> ; 0.41 CMF for vehicle/bicycle injury crashes <sup>viii</sup>
Signal operations	Add Leading Pedestrian Intervals to signalized intersections.	Signalized intersections	0.41 CMF for vehicle/pedestrian <sup>ix</sup>
	Replace nighttime flashing with steady operation.	Signalized intersections	0.73 CMF for all nighttime crashes <sup>x</sup>
Lane Geometry	Designate left turn lane.	Multiple Intersections	0.67 CMF for all crash types <sup>xi</sup>
	Reduce number of travel lanes.	Throughout	0.71 CMF for all crash types when converting from 4-lanes to 2-lanes <sup>xii</sup>

**Transit**

The proposed design also modifies some existing MBTA bus stops to allow for better boarding areas and to align with MBTA guidelines. These changes were previously suggested by MBTA and confirmed with the BTM Transit Team.

**Table 4: Proposed changes to MBTA bus stops**

<b>Direction</b>	<b>Existing</b>	<b>Planned</b>	<b>Reason</b>
Outbound	Opposite 2000 Centre St	Mt Vernon Street	Far side bus stop in line with MBTA Guidelines
Outbound	Opposite Bellevue Street	Richwood Street	Far side bus stop in line with MBTA Guidelines

Outbound	Nearside Willow Street	Far side Willow Street	Far side bus stop in line with MBTA Guidelines, larger bus stop space
Inbound	Lagrange Street	Quinn Way	Stops consolidated to be closer to YMCA and have more consistent spacing between bus stops.
Inbound	Bellevue Street	Quinn Way	
Inbound	Nearside Willow Street	Far side Willow Street	Far side bus stop in line with MBTA Guidelines, larger bus stop space

### Operational Analysis

As the proposed design reduces pedestrian exposure through protected-only left turn movements and reduced vehicle speeds, the exclusive pedestrian phase is proposed be converted to concurrent phasing with leading pedestrian intervals (LPis) at all intersections. This will decrease delay for pedestrians and other roadway users, increasing the number of people crossing with the WALK indication. The Centre Street phases are set to maximum recall, while the LPI phases and side street phases are set to pedestrian recall, meaning the pedestrian signal does not need to be actuated, due to Centre Street being a Main Street District with moderate pedestrian activity. The exception to this is the LaGrange Street and Manthorne Road/Belgrade Avenue intersections. For these intersections, the side street phases are set to no recall as the pedestrian volume is lower and doing so adversely affects vehicular operations with multiple approaches having a V/C over 1. An alternative analysis presenting full pedestrian recall for all crossings for this intersection is provided. Right turns on red will also be prohibited for all approaches at signalized intersections to increase the safety of all roadway users.

All signalized intersections where left turns are permitted will generally operate with a lagging protected-only left phase for the Centre Street approaches with the exception of the Centre Street intersection at Manthorne Road/Belgrade Avenue and at Mount Vernon Street. The right turn movements from Centre Street northbound onto Belgrade Avenue (236 vph) far exceeded the MassDOT guidelines for right turns over a separated bike lane (150 vph) during the PM Peak, necessitating a protected right turn phase. The Mount Vernon Street intersection will have split cycle phasing, allowing for protected-only left turn phasing both into the YMCA driveway (leading) and onto Mount Vernon Street (lagging), despite the offset nature of the intersection. The cycle lengths for all time periods are set to 90 seconds, with the exception of the midday peak, where the cycle lengths are proposed to be 80 seconds long. Signal and sequence plans demonstrating these proposed changes have been provided in this design submission.

### Pedestrian Operations

Toole Design performed pedestrian level of service analyses at all proposed signalized intersections for the existing conditions and the proposed alternative. The Level of Service metrics from pedestrians are based solely on delay and are based on the concepts and procedures in the *Highway Capacity Manual* (HCM). Table 5, an excerpt from the HCM, provides LOS criteria for signalized intersections, along with pedestrian noncompliance likelihood guidance. When pedestrians experience more than a 30 second delay they may engage in risk-taking behavior.

**Table 5: Level of Service Criteria - Pedestrians**

Level of Service	Average Pedestrian Delay	Likelihood of Noncompliance
<b>A</b>	0.0–10.0	Low



<b>B</b>	10.1–20.0	
<b>C</b>	20.1–30.0	Moderate
<b>D</b>	30.1–40.0	
<b>E</b>	40.1–60.0	High
<b>F</b>	>60.0	Very High

Source: Highway Capacity Manual, 2000. Transportation Research Board.

The maximum and average pedestrian delay and the pedestrian level of service are presented in Figures 14 through 16 for all scenarios. Maximum pedestrian delay is calculated by subtracting the total pedestrian phase from the cycle length. The average pedestrian delay is calculated by using equation 19-70 in the 2016 edition of the HCM. This equation uses effective walk time, which is described in the HCM as the WALK time plus an additional 4 seconds with the assumptions that pedestrians will start to cross the street within 4 seconds of the start of the flashing don't walk (FDW).

Figure 14 through Figure 16 show average pedestrian delay, and associated LOS grade, for existing and proposed conditions for all peak periods. Pedestrian delay, particularly during the AM and PM peak hour time periods, decreases significantly under the proposed signal design. The average existing pedestrian delay is 30, 40, and 45 seconds for all intersections during the AM, midday, and PM peaks, respectively. Under proposed conditions, the average delay is less than 35 seconds for all crosswalks, with the majority under the critical 30-second threshold.

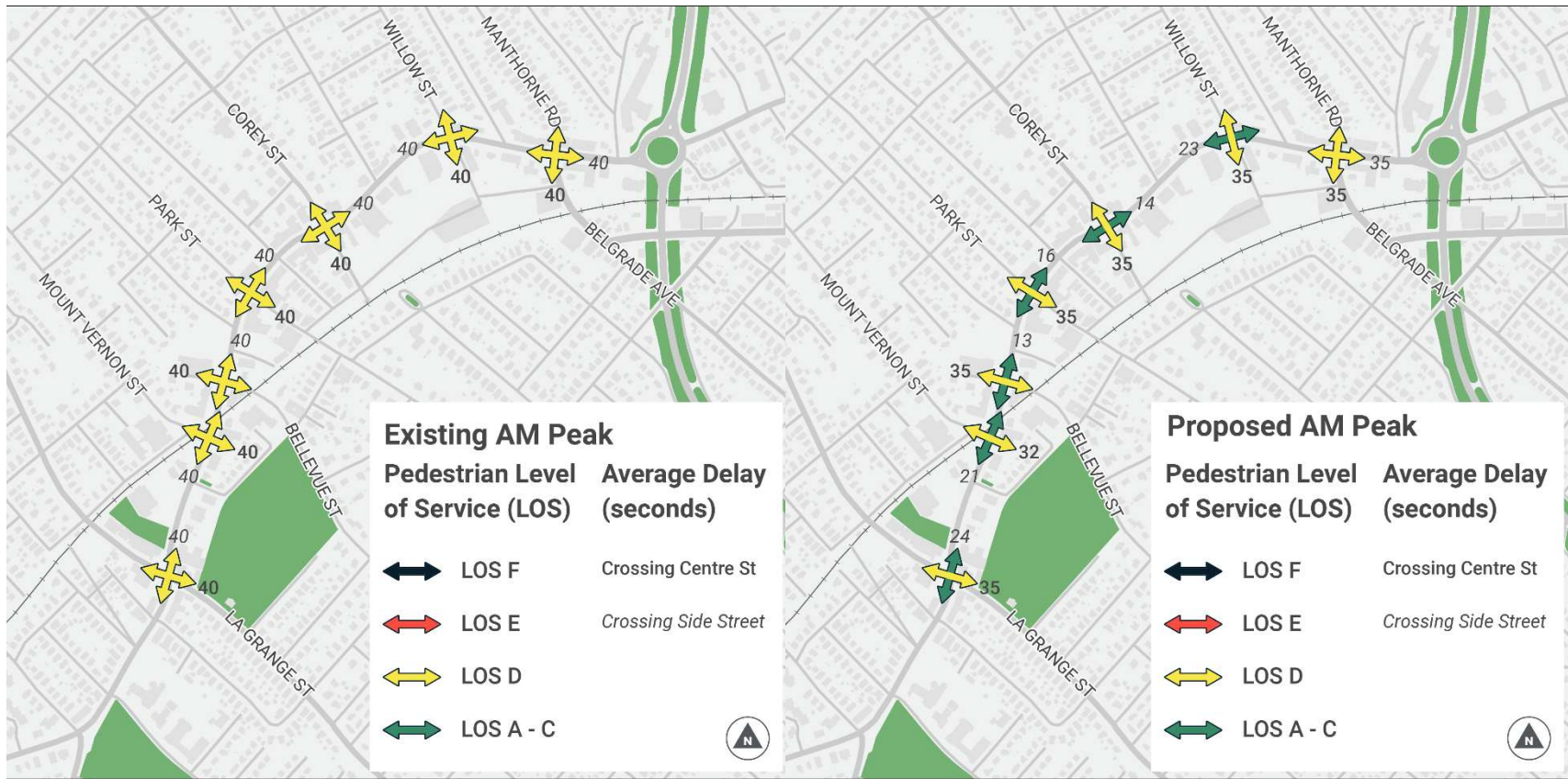


Figure 14: Pedestrian delay for existing and proposed conditions during the AM Peak hour

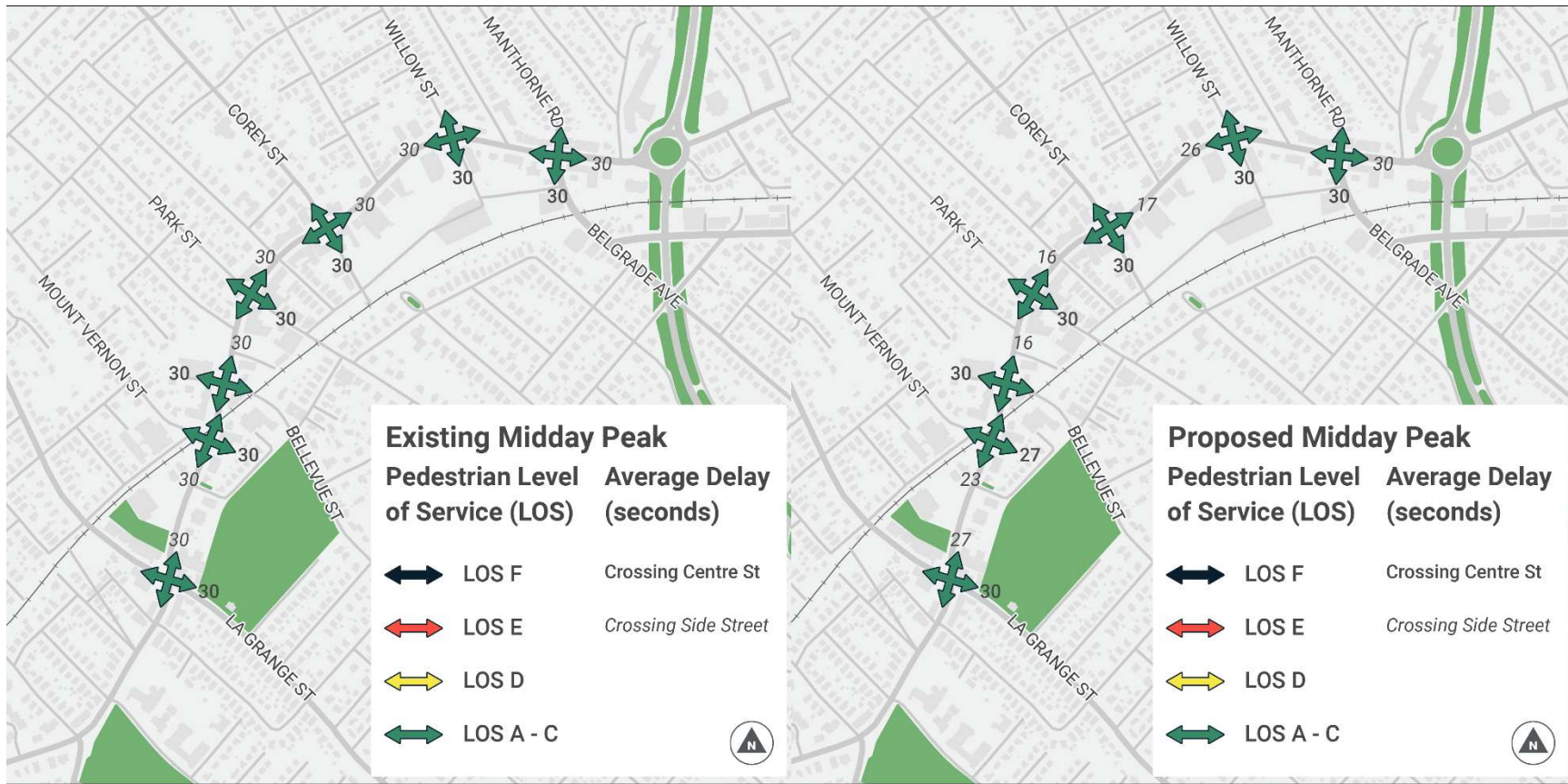


Figure 15: Pedestrian delay for existing and proposed conditions during the MD Peak hour

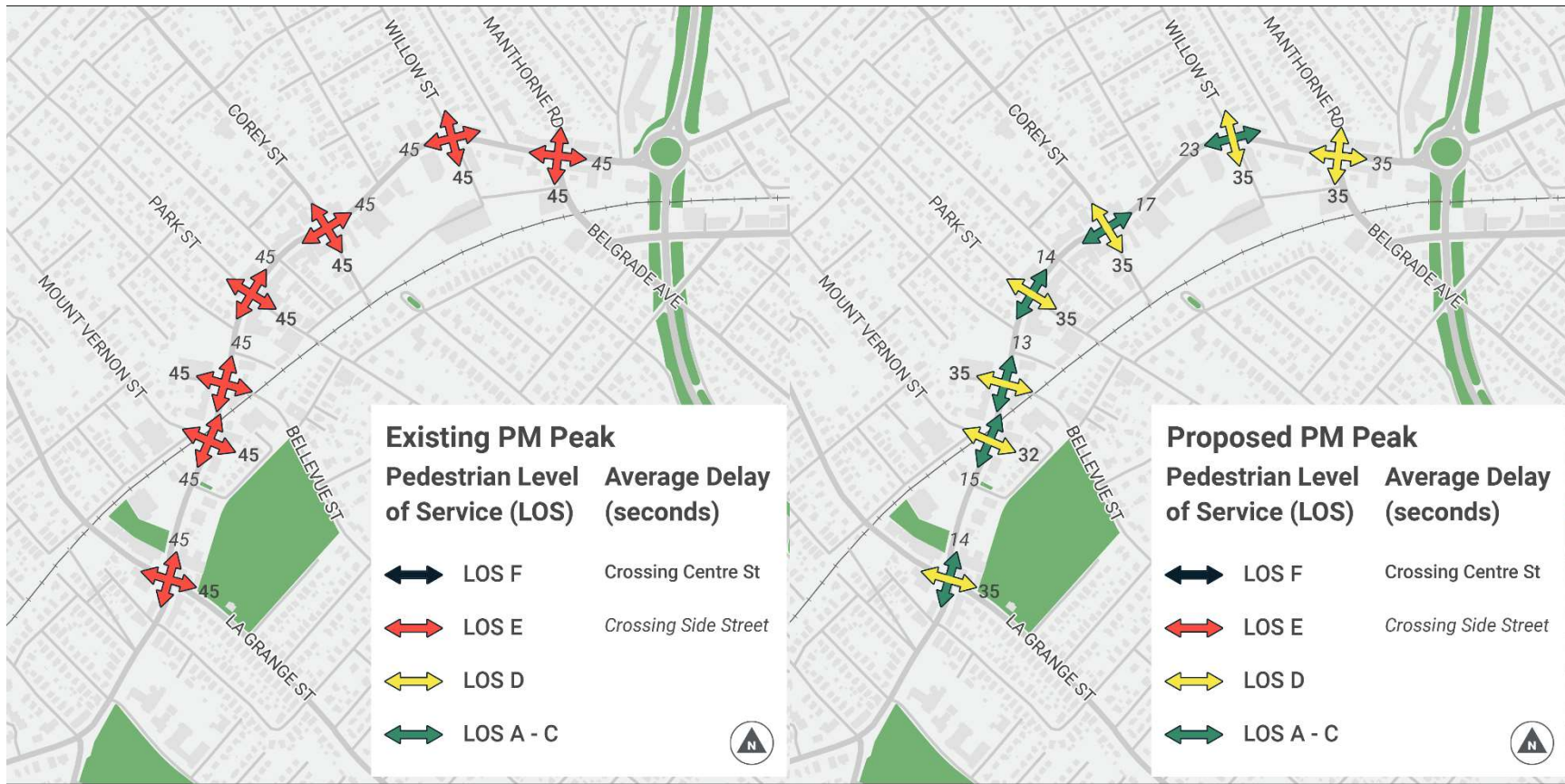


Figure 16: Pedestrian delay for existing and proposed conditions during the PM Peak hour

### Vehicle Operations

Capacity and queue analyses were conducted at the study intersections under existing traffic operation control and under the proposed conditions. These analyses include an evaluation of weekday morning, midday, evening peak hour traffic operations under existing volume conditions.

The capacity analysis methodology is based on the concepts and procedures in the *Highway Capacity Manual* (HCM)<sup>12</sup> utilizing the latest version of *Synchro* software.<sup>13</sup> Table 6, an excerpt from the HCM, provides LOS criteria for signalized and unsignalized intersections. LOS A defines the minimum amount of traffic delay and LOS F represents significant traffic delay.

**Table 6: Vehicle Level of Service Criteria**

Level of Service	Average Stopped Delay (seconds/vehicle)	
	Signalized Intersection	Unsignalized Intersection
<b>A</b>	0.0–10.0	0.0–10.0
<b>B</b>	10.1–20.0	10.1–15.0
<b>C</b>	20.1–35.0	15.1–25.0
<b>D</b>	35.1–55.0	25.1–35.0
<b>E</b>	55.1–80.0	35.1–50.0
<b>F</b>	>80.0	>50.0

Source: Highway Capacity Manual, 2000. Transportation Research Board.

Graphic representation of the intersectional LOS is shown in Figure 17 through Figure 19 below.

---

12 HCM 2000: Highway Capacity Manual. Washington, D.C.: Transport Research Board, 2000.

13 Synchro plus SimTraffic 10; Trafficware Ltd.; Sugar Land, TX; 2011.

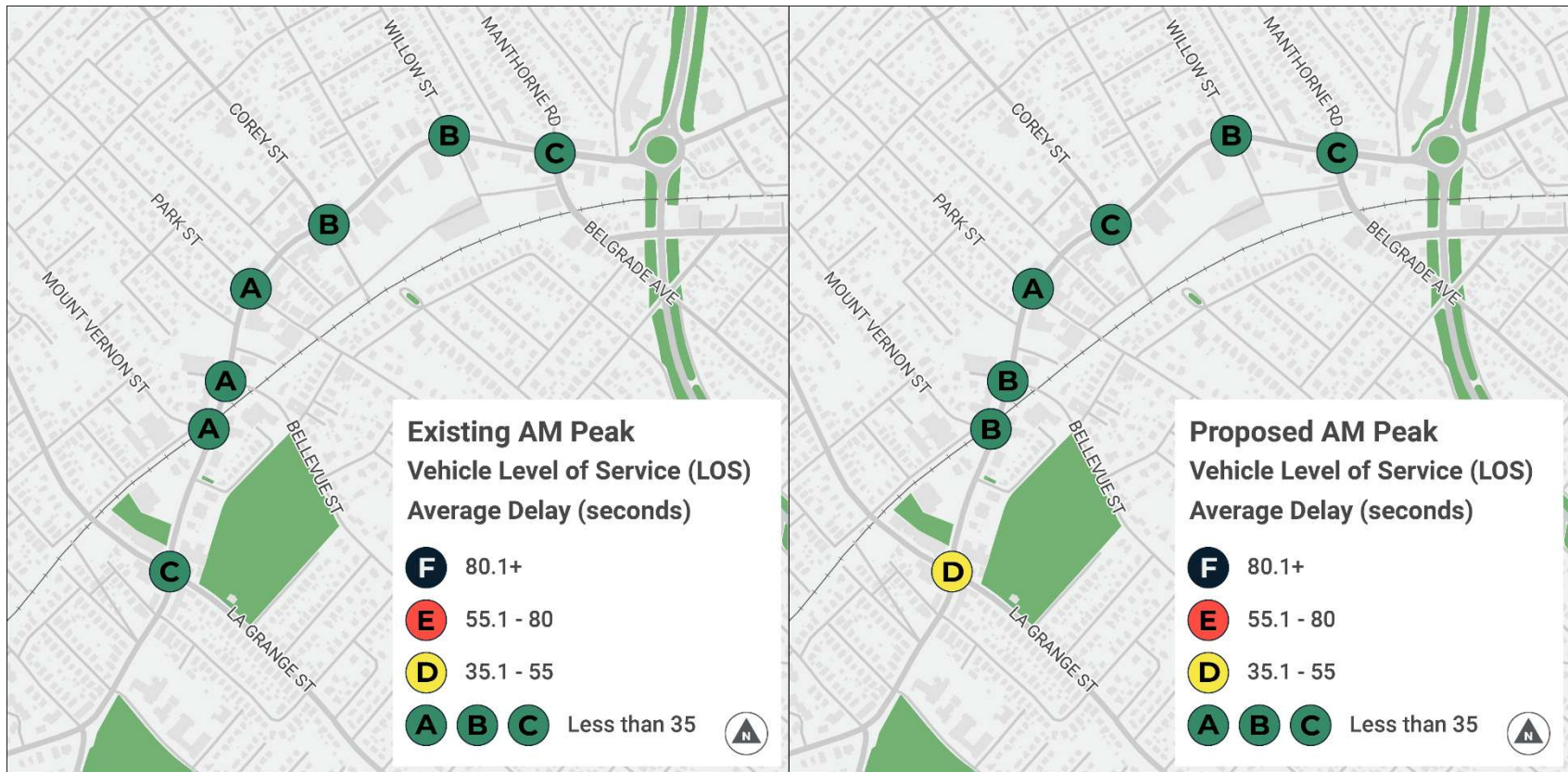


Figure 17: Vehicle intersection level of service for existing and proposed conditions during the AM Peak hour

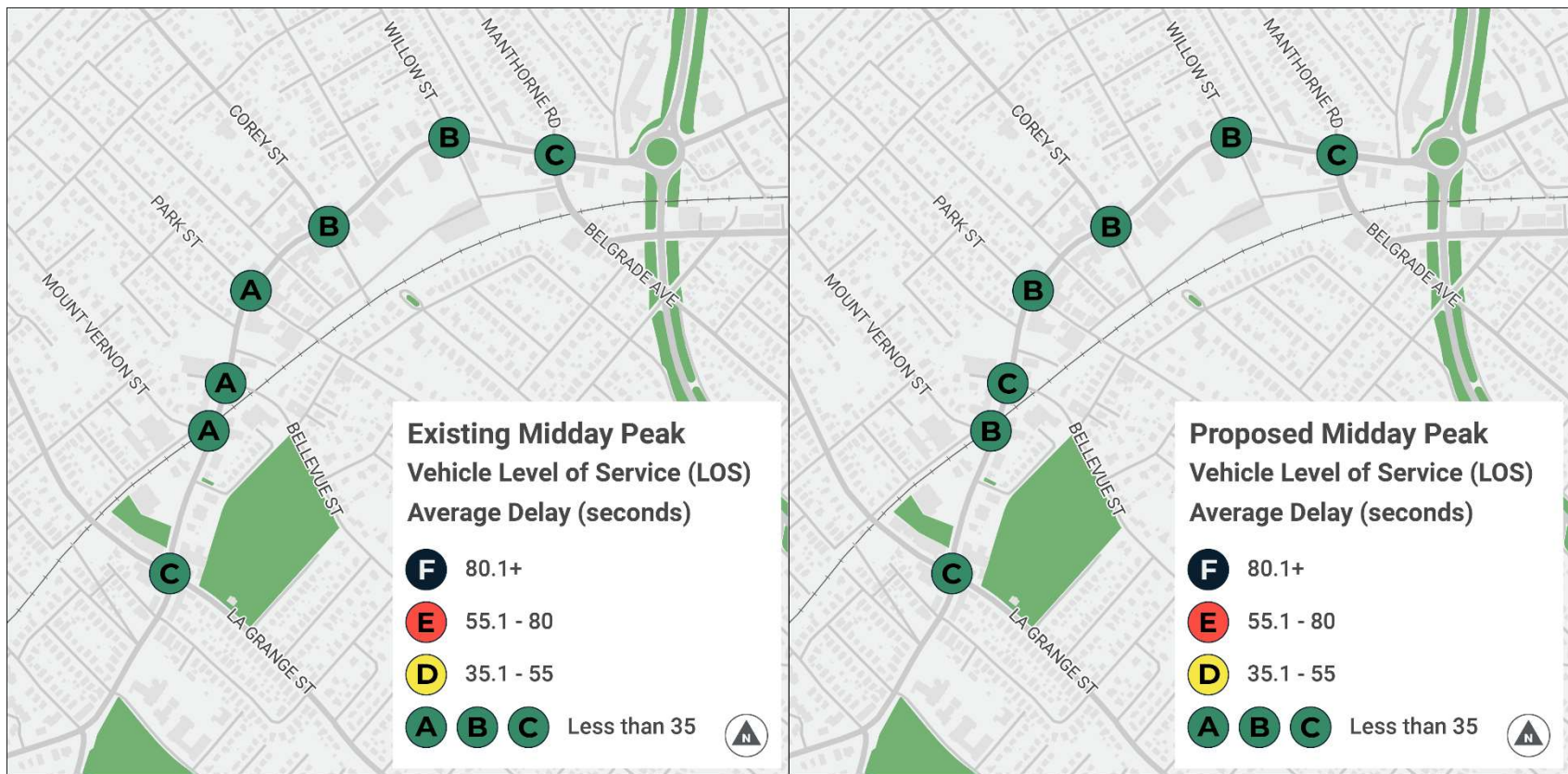


Figure 18: Vehicle intersection level of service for existing and proposed conditions during the MD Peak hour

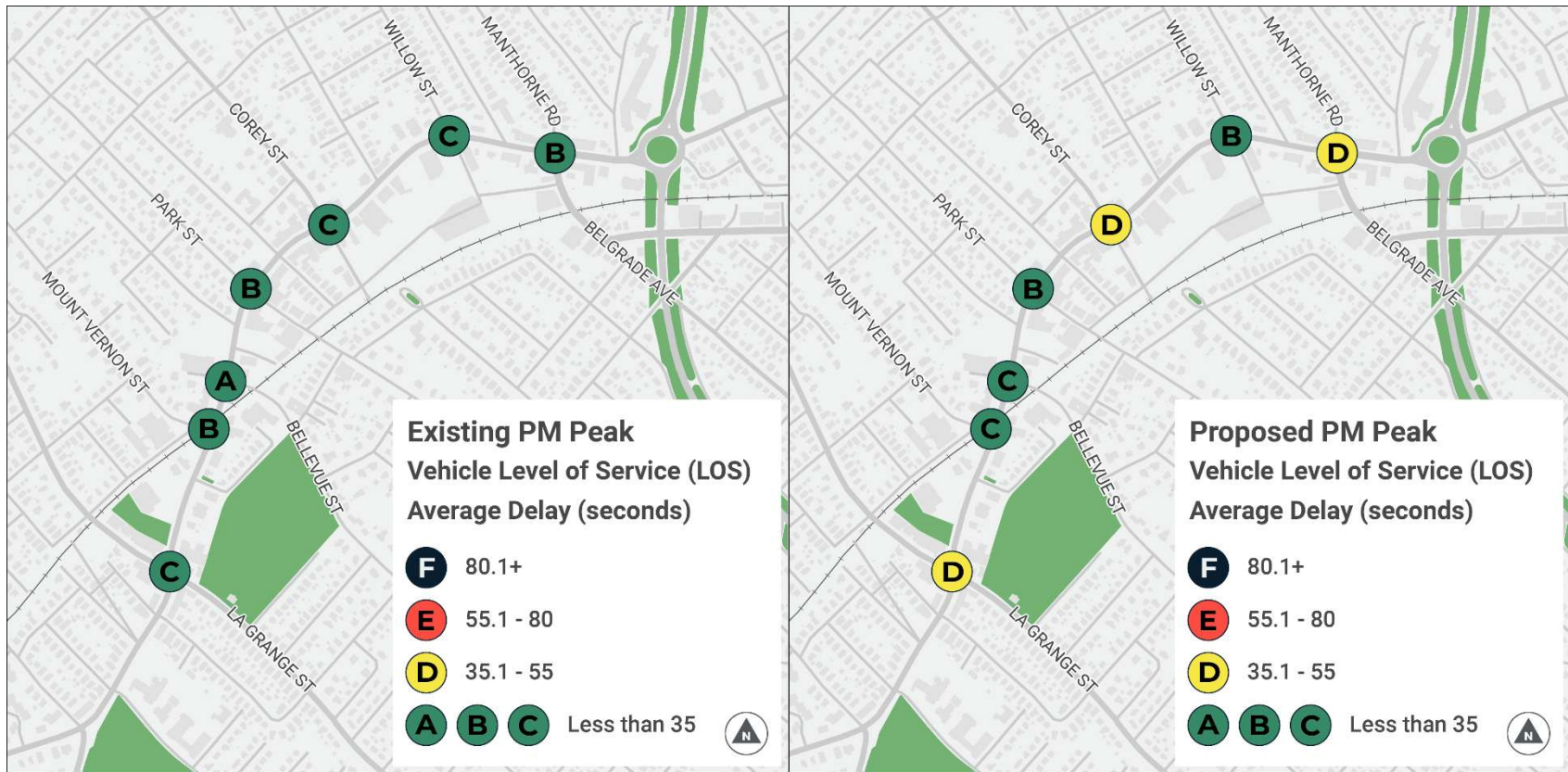


Figure 19: Vehicle intersection level of service for existing and proposed conditions during the PM Peak hour



Overall, the proposed changes to Centre Street are expected to have minimal impact on vehicle delay and operations. All movements are expected to operate at LOS D or better with exception of a handful of movements, mostly during the PM Peak at Manthorne Street/Belgrade Avenue, Lagrange Street, and Corey Street movements. However, the queues are generally expected to be managed within the available storage lengths.

## **RECOMMENDATIONS AND NEXT STEPS**

The proposed design provides significant increases in safety for people walking, biking, and driving along Centre Street with minimal impacts to on-street parking and vehicular traffic operation. Several critical safety issues are addressed in the proposed design through reduced vehicles speeds, protected left-turn vehicle movements, shortened crossing distances, and the elimination of double-threat scenarios. Separated bike lanes will also reduce conflicts between people biking and driving. The changes also improve walking and biking access to Centre Street, which is listed as a Walk- and Bike-Friendly Main Streets Corridor in GoBoston2030. Toole Design recommends the City of Boston pursue striping plans for a road diet along the Centre Street corridor.

Next steps for this project consist of fine tuning the signal timing and phasing plans and circulating the design plans with MBTA to review bus stop relocations. The City will need to commit to floating bus stops and the material (modular or constructed) for the next design submission. The floating bus stops are currently shown as modular units. However, given potential costs and lead time, the City of Boston may wish to fully construct them, similar to Tremont Street in the South End neighborhood. In lieu of floating bus stops, standard curb-side bus stops may be used, however additional parking spaces may be lost to meet MBTA's minimum standards for bus stop lengths. Additionally, the feasibility of removing the median on Spring Street to accommodate the left turn lane and adding vehicle detection (either through in-pavement loop detectors or video detection) for the new left turn lanes on Centre Street need to be confirmed in the short-term. Several accessible parking spaces were moved from midblock locations to adjacent to crosswalks to meet ADA guidelines. These new spaces will need to be confirmed as accessible in regard to cross slope of path of travel. The project team will also meet with the Commission for Persons with Disabilities to discuss potential changes in accessible parking spaces.

## References

---

- <sup>i</sup> Rodegerdts, L. A., Nevers, B., and Robinson, B., "Signalized Intersections: Informational Guide." FHWA-HRT-04-091, (2004).
- <sup>ii</sup> Safety Treatments,  
[https://www.sfmta.com/sites/default/files/projects/2015/Lombard%20Street%20Safety%20Project%20Plans\\_Updated.pdf](https://www.sfmta.com/sites/default/files/projects/2015/Lombard%20Street%20Safety%20Project%20Plans_Updated.pdf)
- <sup>iii</sup> Johnson, R., Pedestrian Safety Impacts of Curb Extensions: A Case Study, 2005.
- <sup>iv</sup> Harkey, D.L., R. Srinivasan, J. Baek, F. Council, K. Eccles, N. Lefler, F. Gross, B. Persaud, C. Lyon, E. Hauer, and J. Bonneson. National Cooperative Highway Research Report 617: Accident Modification Factors for Traffic Engineering and ITS Improvements, NCHRP, Transportation Research Board, Washington, DC, 2008.
- <sup>v</sup> Raihan, M.A., P. Alluri, W. Wu, and A. Gan. "Estimation of bicycle crash modification factors (CMFs) on urban facilities using zero inflated negative binomial models". Accident Analysis and Prevention, Vol. 123, (2019), pp. 303-313.
- <sup>vi</sup> Safety Performance Functions for Bicycle Crashes in New Zealand and Australia, Turner et al., January 2011
- <sup>vii</sup> Rodegerdts, L. A., Nevers, B., and Robinson, B., "Signalized Intersections: Informational Guide." FHWA-HRT-04-091, (2004).
- <sup>viii</sup> Nosal, T. and L.F. Miranda-Moreno. "Cycle-tracks, bicycle lanes & on-street cycling in Montreal: a preliminary comparison of the cyclist injury risk." Presented at the 91st Annual Meeting of the Transportation Research Board, January 22-26, Washington, DC, 2012.
- <sup>ix</sup> Fayish, A.C. and F. Gross, "Safety Effectiveness of Leading Pedestrian Intervals Using the Empirical Bayes Method" TRB 88<sup>th</sup> Annual Meeting Compendium of Papers CD-ROM. Washington, D.C., Paper #09-1308 (2009).
- <sup>x</sup> Murphy, B., "An Evaluation of the Safety Effects of Modifying Late Night Flash Signal Operations in North Carolina." TRB 88<sup>th</sup> Annual Meeting Compendium of Papers CD-ROM. Washington, D.C., (2009).
- <sup>xi</sup> Harwood, D. W., Bauer, K. M., Potts, I. B., Torbic, D. J., Richard, K. R., Rabbani, E. R., Hauer, E., Elefteriadou, L., and Griffith, M. S., "Safety Effectiveness of Intersection Left- and Right-Turn Lanes." Washington, D.C., 82nd Transportation Research Board Annual Meeting, (2003)
- <sup>xiii</sup> Harkey, D.L., R. Srinivasan, J. Baek, B. Persaud, C. Lyon, F.M. Council, K. Eccles, N. Lefler, F. Gross, E. Hauer, J. Bonneson, "Crash Reduction Factors for Traffic Engineering and ITS Improvements", NCHRP Project 17-25 Final Report, Washington, D.C., National Cooperative Highway Research Program, Transportation Research Board, (2008)

## **ATTACHMENTS**

---

**Attachment A: Peak Hour Volume Diagrams**

**Attachment B: Raw Count and Speed Data**

**Attachment C: Parking Guidelines**


## ATTACHMENT A: PEAK HOUR VOLUMES

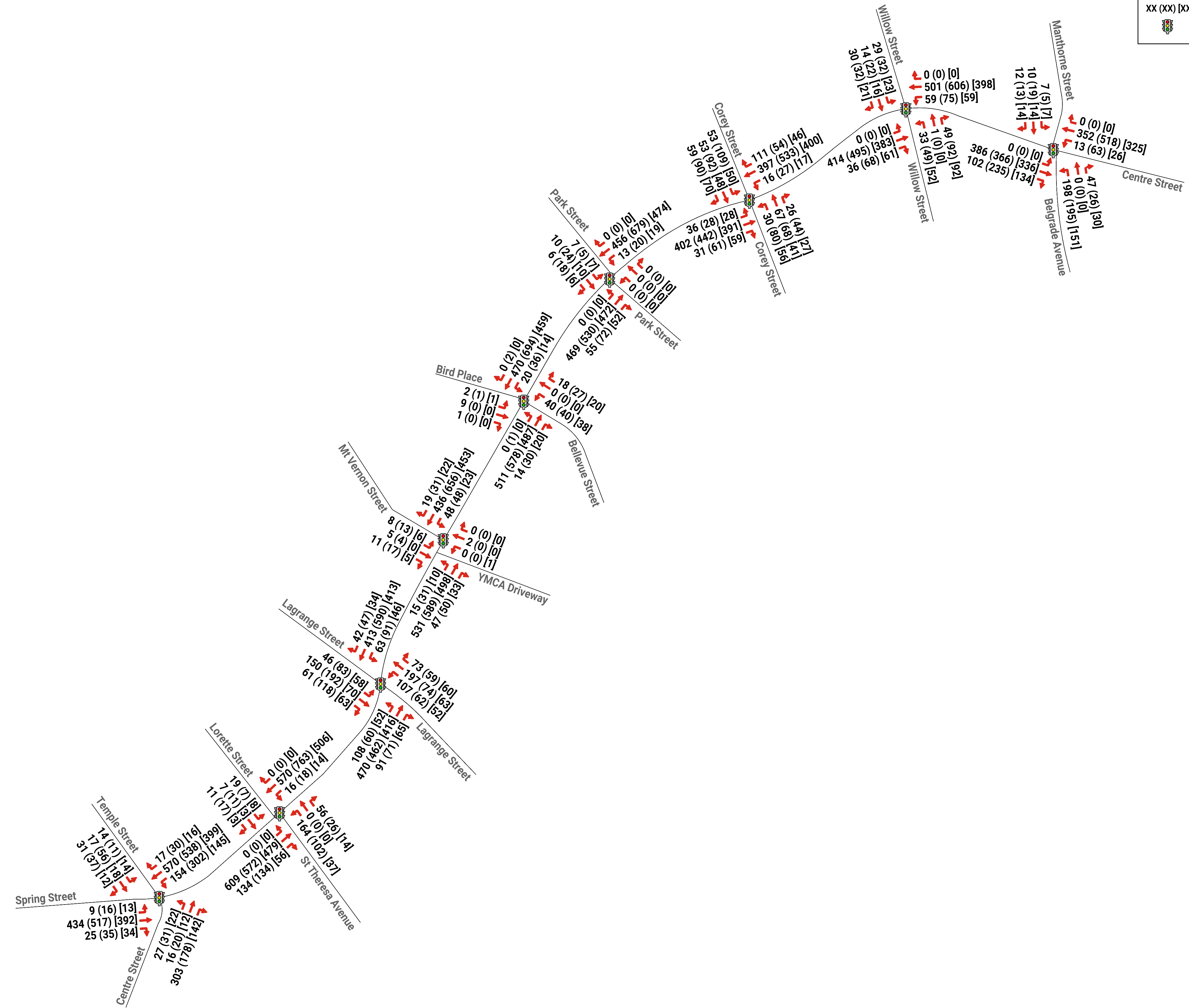
---

CENTRE STREET  
TRAFFIC COUNTS

PREPARED: EU  
CHECKED: CB  
DATE  
2/15/2023

SHEET 1 OF 2

**Legend**  
 xx (xx) [xx] AM volumes (PM volumes) [MIDDAY volumes]  
 Signalized intersection




NOT TO SCALE

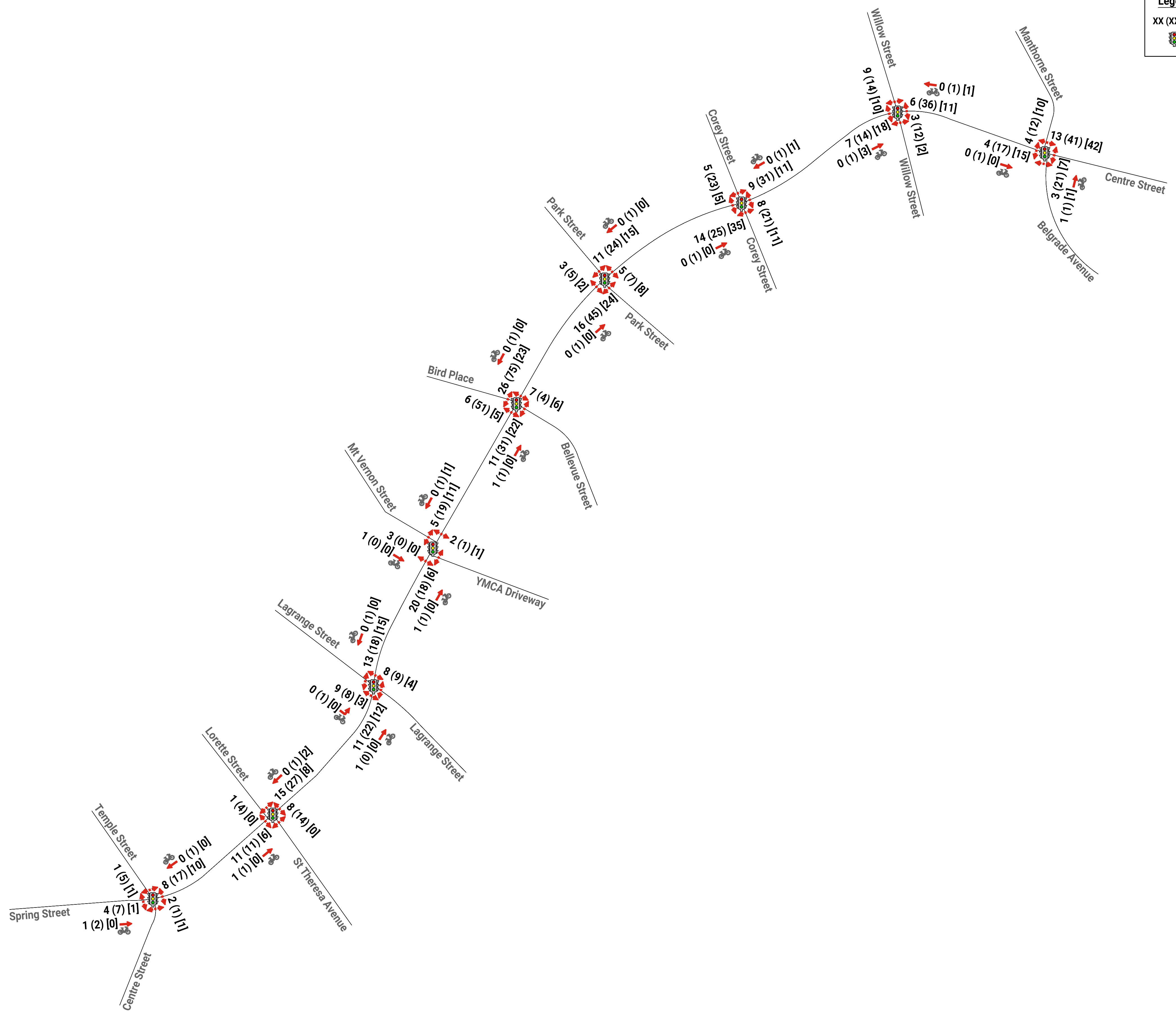
**Motor Vehicle Volume**

CENTRE STREET  
TRAFFIC COUNTS

PREPARED: EU  
CHECKED: CB  
DATE  
2/15/2023

SHEET 2 OF 2

**Legend**  
 XX (XX) [XX] AM volumes (PM volumes) [MIDDAY volumes]  
 Signalized intersection



NOT TO SCALE

**Bike and Pedestrian Volume**

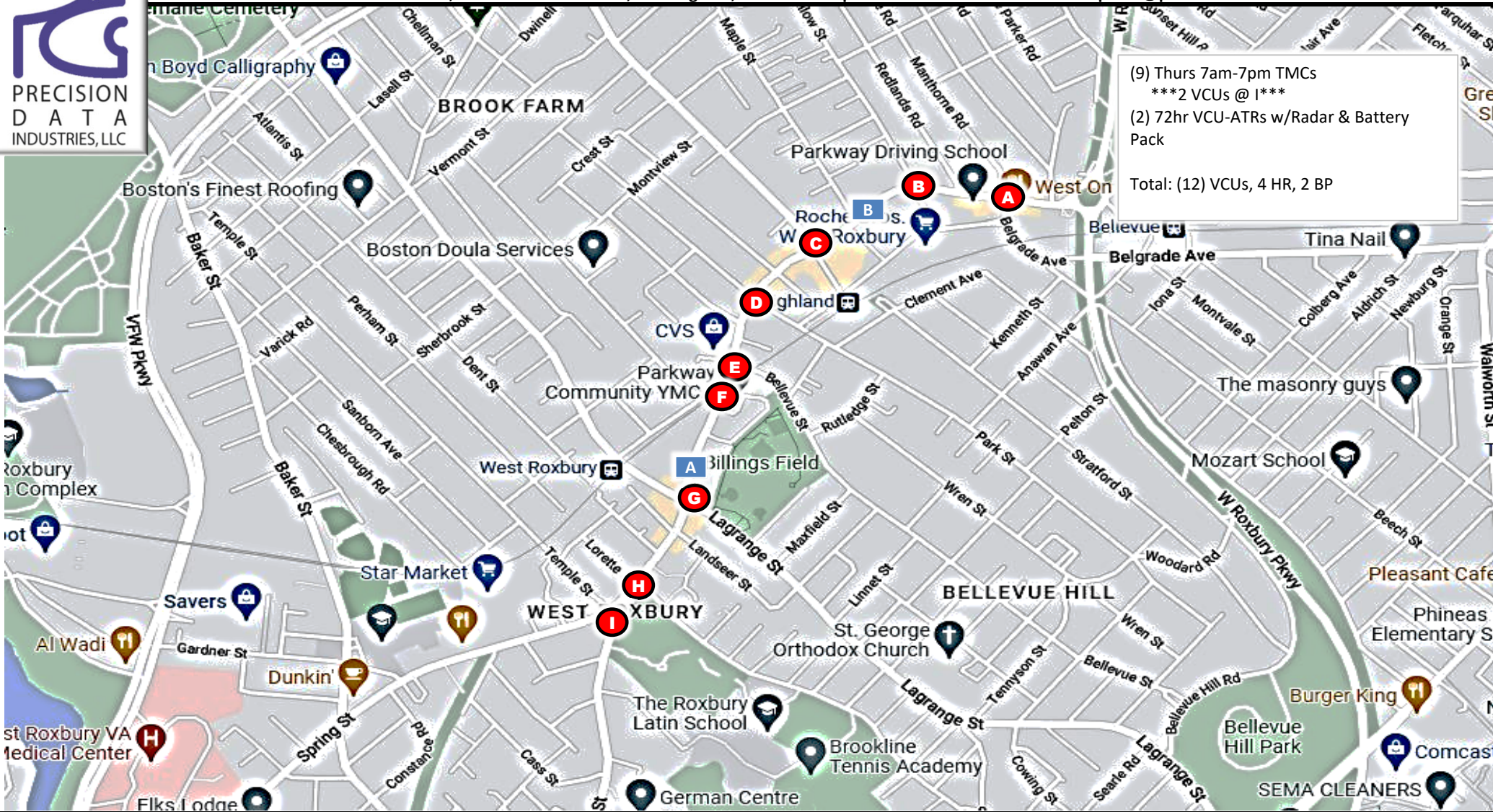
## **ATTACHMENT B: RAW COUNTS AND SPEEDS**

---



## Location Map: 229078 West Roxbury, MA

Precision Data Industries, LLC 46 Morton Street, Framingham, MA 01702 ph: 508-875-0100 email: datarequests@pdillc.com



(9) Thurs 7am-7pm TMCs  
 \*\*\*2 VCUs @ I\*\*\*  
 (2) 72hr VCU-ATRs w/Radar & Battery Pack  
 Total: (12) VCU, 4 HR, 2 BP

Client: Toole	Engineer: T. Dennerlein	Site Code: 6131 task 2	Date: Thursday 1/12/23 - Saturday 1/14/23	PDI Job # 229078	City, State: West Roxbury, MA
------------------	----------------------------	---------------------------	--	---------------------	----------------------------------



Centre Street  
north of Lagrange Street  
City, State: West Roxbury, MA  
Client: Toole/T. Dennerlein  
Site Code: 6131 Task 2



PRECISION  
DATA  
INDUSTRIES, LLC

157 Washington Street, Suite 2  
Hudson, MA 01749  
Office: 508-875-0100 Fax: 508-875-0118

PDI File #: 229078 ATR A

Count Date: Thursday, January 12, 2023  
Direction: NB

AM	Bicycles	Motorcycle	Cars & Light Goods	Buses	Single Unit Heavy	Multi Unit Heavy	Total
12:00 AM	0	0	13	0	0	0	13
12:15 AM	0	0	8	1	1	0	10
12:30 AM	0	0	4	0	1	0	5
12:45 AM	0	0	3	1	0	0	4
1:00 AM	0	0	6	0	0	0	6
1:15 AM	0	0	1	0	0	0	1
1:30 AM	0	0	2	0	0	0	2
1:45 AM	0	0	1	1	0	0	2
2:00 AM	0	0	3	0	0	0	3
2:15 AM	0	0	3	0	0	0	3
2:30 AM	0	0	1	0	1	0	2
2:45 AM	0	0	2	0	0	0	2
3:00 AM	0	0	6	0	0	1	7
3:15 AM	0	0	0	0	1	0	1
3:30 AM	0	0	3	0	0	0	3
3:45 AM	0	0	2	0	1	0	3
4:00 AM	0	0	3	0	0	0	3
4:15 AM	0	0	6	0	0	0	6
4:30 AM	0	0	9	0	1	0	10
4:45 AM	0	0	18	1	1	0	20
5:00 AM	0	0	25	0	0	0	25
5:15 AM	0	0	36	1	0	0	37
5:30 AM	0	0	32	1	1	0	34
5:45 AM	0	0	29	1	0	0	30
6:00 AM	0	0	44	4	1	0	49
6:15 AM	0	0	77	5	2	1	85
6:30 AM	0	0	70	3	1	0	74
6:45 AM	0	0	93	4	6	0	103
7:00 AM	0	0	85	5	3	2	95
7:15 AM	0	0	110	4	6	0	120
7:30 AM	0	0	91	4	4	2	101
7:45 AM	0	0	145	6	2	1	154
8:00 AM	0	0	151	4	4	1	160
8:15 AM	0	0	145	2	2	0	149
8:30 AM	0	0	117	3	1	1	122
8:45 AM	0	0	114	3	1	1	119
9:00 AM	0	0	144	8	7	3	162
9:15 AM	0	0	148	8	9	0	165
9:30 AM	0	0	117	4	4	0	125
9:45 AM	0	0	94	2	6	0	102
10:00 AM	0	0	104	3	2	0	109
10:15 AM	0	0	99	1	8	0	108
10:30 AM	0	0	90	1	2	0	93
10:45 AM	0	0	111	3	0	0	114
11:00 AM	1	0	107	0	6	0	114
11:15 AM	0	0	107	1	2	0	110
11:30 AM	0	0	114	1	2	0	117
11:45 AM	0	0	113	1	2	0	116

PM	Bicycles	Motorcycle	Cars & Light Goods	Buses	Single Unit Heavy	Multi Unit Heavy	Total
12:00 PM	0	0	106	1	2	0	109
12:15 PM	0	0	124	1	3	0	128
12:30 PM	0	0	126	1	2	0	129
12:45 PM	0	0	141	3	0	0	144
1:00 PM	0	0	101	3	2	0	106
1:15 PM	0	0	105	1	1	0	107
1:30 PM	0	0	133	2	1	0	136
1:45 PM	0	0	115	2	1	1	119
2:00 PM	0	0	131	1	1	0	133
2:15 PM	0	0	111	1	1	0	113
2:30 PM	0	0	135	3	4	1	143
2:45 PM	0	0	131	5	1	0	137
3:00 PM	0	0	115	6	1	0	122
3:15 PM	1	0	149	5	0	1	156
3:30 PM	0	0	142	6	2	0	150
3:45 PM	0	0	128	5	0	1	134
4:00 PM	1	0	153	2	0	1	157
4:15 PM	0	1	151	7	0	0	159
4:30 PM	0	0	114	3	0	0	117
4:45 PM	0	0	142	3	2	0	147
5:00 PM	0	0	149	4	2	0	155
5:15 PM	0	0	141	2	0	0	143
5:30 PM	0	0	144	4	0	0	148
5:45 PM	0	0	127	3	0	0	130
6:00 PM	0	0	144	4	1	0	149
6:15 PM	0	0	112	5	2	0	119
6:30 PM	0	0	111	3	1	0	115
6:45 PM	0	0	99	1	0	0	100
7:00 PM	0	0	90	3	1	0	94
7:15 PM	0	0	104	2	1	0	107
7:30 PM	0	0	94	3	1	0	98
7:45 PM	0	0	73	0	0	0	73
8:00 PM	0	0	72	1	0	0	73
8:15 PM	0	0	54	0	0	0	54
8:30 PM	0	0	80	2	0	0	82
8:45 PM	0	0	51	0	0	0	51
9:00 PM	0	0	55	1	0	0	56
9:15 PM	0	0	47	1	0	0	48
9:30 PM	0	0	38	1	0	1	40
9:45 PM	0	0	27	0	0	0	27
10:00 PM	0	0	22	1	0	0	23
10:15 PM	0	0	31	0	0	0	31
10:30 PM	1	0	19	1	0	0	21
10:45 PM	0	0	16	0	0	0	16
11:00 PM	0	0	20	1	0	0	21
11:15 PM	0	0	13	0	0	0	13
11:30 PM	0	0	15	1	0	0	16
11:45 PM	0	0	6	1	2	0	9

<b>AM Total</b>	<b>1</b>	<b>0</b>	<b>2806</b>	<b>87</b>	<b>91</b>	<b>13</b>	<b>2998</b>
<b>Percentage</b>	<b>0.03%</b>	<b>0.00%</b>	<b>93.60%</b>	<b>2.90%</b>	<b>3.04%</b>	<b>0.43%</b>	
<b>AM Peak</b>	<b>10:15 AM</b>	<b>12:00 AM</b>	<b>7:45 AM</b>	<b>8:45 AM</b>	<b>9:00 AM</b>	<b>7:00 AM</b>	<b>7:45 AM</b>
<b>Volume</b>	<b>1</b>	<b>0</b>	<b>558</b>	<b>23</b>	<b>26</b>	<b>5</b>	<b>585</b>

<b>PM Total</b>	<b>3</b>	<b>1</b>	<b>4507</b>	<b>106</b>	<b>35</b>	<b>6</b>	<b>4658</b>
<b>Percentage</b>	<b>0.06%</b>	<b>0.02%</b>	<b>96.76%</b>	<b>2.28%</b>	<b>0.75%</b>	<b>0.13%</b>	
<b>PM Peak</b>	<b>3:15 PM</b>	<b>3:30 PM</b>	<b>4:45 PM</b>	<b>2:45 PM</b>	<b>12:00 PM</b>	<b>3:15 PM</b>	<b>3:30 PM</b>
<b>Volume</b>	<b>2</b>	<b>1</b>	<b>576</b>	<b>22</b>	<b>7</b>	<b>3</b>	<b>600</b>

<b>Day Total</b>	<b>4</b>	<b>1</b>	<b>7313</b>	<b>193</b>	<b>126</b>	<b>19</b>	<b>7656</b>
<b>Percentage</b>	<b>0.05%</b>	<b>0.01%</b>	<b>95.52%</b>	<b>2.52%</b>	<b>1.65%</b>	<b>0.25%</b>	

Centre Street  
north of Lagrange Street  
City, State: West Roxbury, MA  
Client: Toole/T. Dennerlein  
Site Code: 6131 Task 2



PRECISION  
D A T A  
INDUSTRIES, LLC

157 Washington Street, Suite 2  
Hudson, MA 01749  
Office: 508-875-0100 Fax: 508-875-0118

PDI File #: 229078 ATR A

Count Date: Friday, January 13, 2023  
Direction: NB

AM	Bicycles	Motorcycle	Cars & Light Goods	Buses	Single Unit Heavy	Multi Unit Heavy	Total
12:00 AM	0	0	7	0	0	0	7
12:15 AM	0	0	10	1	0	0	11
12:30 AM	0	0	1	0	0	0	1
12:45 AM	0	0	4	1	0	0	5
1:00 AM	0	0	3	0	0	0	3
1:15 AM	0	0	3	0	0	0	3
1:30 AM	0	0	3	0	0	1	4
1:45 AM	0	0	3	1	0	1	5
2:00 AM	0	0	3	0	1	0	4
2:15 AM	0	0	1	0	0	0	1
2:30 AM	0	0	1	0	0	0	1
2:45 AM	0	0	2	0	2	0	4
3:00 AM	0	0	3	0	0	0	3
3:15 AM	0	0	4	0	0	0	4
3:30 AM	0	0	0	0	2	0	2
3:45 AM	0	0	3	0	1	0	4
4:00 AM	0	0	4	0	1	0	5
4:15 AM	0	0	3	0	0	0	3
4:30 AM	0	0	7	0	3	0	10
4:45 AM	0	0	16	1	2	0	19
5:00 AM	0	0	27	0	0	0	27
5:15 AM	0	0	31	1	0	1	33
5:30 AM	0	0	34	1	1	0	36
5:45 AM	0	0	24	1	4	0	29
6:00 AM	0	0	36	2	0	0	38
6:15 AM	0	0	54	8	1	0	63
6:30 AM	0	0	69	4	2	0	75
6:45 AM	0	0	92	3	1	1	97
7:00 AM	1	0	102	2	1	0	106
7:15 AM	1	0	89	4	3	1	98
7:30 AM	0	0	99	4	3	1	107
7:45 AM	0	0	161	7	4	0	172
8:00 AM	0	0	150	1	2	0	153
8:15 AM	0	0	127	3	7	1	138
8:30 AM	0	0	141	4	4	0	149
8:45 AM	0	0	134	6	2	0	142
9:00 AM	0	0	158	7	5	0	170
9:15 AM	0	0	156	8	5	1	170
9:30 AM	0	0	97	3	5	1	106
9:45 AM	0	1	92	1	2	0	96
10:00 AM	0	0	86	3	7	0	96
10:15 AM	0	0	109	2	2	0	113
10:30 AM	0	0	107	1	1	0	109
10:45 AM	0	0	105	3	1	0	109
11:00 AM	0	0	102	1	1	0	104
11:15 AM	2	0	118	1	2	0	123
11:30 AM	0	0	97	2	0	0	99
11:45 AM	0	0	130	0	3	0	133

<b>AM Total</b>	<b>4</b>	<b>1</b>	<b>2808</b>	<b>87</b>	<b>81</b>	<b>9</b>	<b>2990</b>
<b>Percentage</b>	<b>0.13%</b>	<b>0.03%</b>	<b>93.91%</b>	<b>2.91%</b>	<b>2.71%</b>	<b>0.30%</b>	
<b>AM Peak Volume</b>	<b>6:30 AM</b>	<b>9:00 AM</b>	<b>8:30 AM</b>	<b>8:30 AM</b>	<b>9:15 AM</b>	<b>6:45 AM</b>	<b>8:30 AM</b>
	<b>2</b>	<b>1</b>	<b>589</b>	<b>25</b>	<b>19</b>	<b>3</b>	<b>631</b>

PM	Bicycles	Motorcycle	Cars & Light Goods	Buses	Single Unit Heavy	Multi Unit Heavy	Total
12:00 PM	0	0	114	2	5	0	121
12:15 PM	0	0	134	1	3	0	138
12:30 PM	0	1	118	2	2	0	123
12:45 PM	0	0	123	0	4	0	127
1:00 PM	0	0	130	3	2	0	135
1:15 PM	0	0	122	0	0	0	122
1:30 PM	0	0	147	4	7	0	158
1:45 PM	0	0	141	2	1	0	144
2:00 PM	0	1	143	1	1	0	146
2:15 PM	0	0	142	1	2	0	145
2:30 PM	0	0	150	3	0	0	153
2:45 PM	0	0	151	3	1	0	155
3:00 PM	1	0	126	6	0	0	133
3:15 PM	0	0	140	4	0	0	144
3:30 PM	0	0	147	7	0	0	154
3:45 PM	0	0	147	4	0	0	151
4:00 PM	0	0	134	2	2	1	139
4:15 PM	0	0	152	7	0	1	160
4:30 PM	1	0	138	3	0	0	142
4:45 PM	0	0	133	2	0	0	135
5:00 PM	0	1	151	4	1	0	157
5:15 PM	0	0	147	4	1	0	152
5:30 PM	0	0	156	3	1	0	160
5:45 PM	0	0	140	4	0	0	144
6:00 PM	0	0	115	3	1	0	119
6:15 PM	0	0	127	6	0	0	133
6:30 PM	0	0	122	3	3	0	128
6:45 PM	0	0	113	2	1	0	116
7:00 PM	0	0	106	3	0	0	109
7:15 PM	0	0	105	3	0	0	108
7:30 PM	0	0	99	2	0	0	101
7:45 PM	0	0	69	0	1	0	70
8:00 PM	0	0	115	1	0	0	116
8:15 PM	0	0	98	1	0	0	99
8:30 PM	0	1	57	1	1	1	61
8:45 PM	0	0	48	0	0	0	48
9:00 PM	1	0	59	1	0	1	62
9:15 PM	0	0	49	1	0	0	50
9:30 PM	0	0	51	1	0	0	52
9:45 PM	0	0	47	0	0	0	47
10:00 PM	0	0	44	1	1	0	46
10:15 PM	0	0	38	0	0	0	38
10:30 PM	0	0	27	1	0	0	28
10:45 PM	0	0	21	0	0	0	21
11:00 PM	0	0	25	1	0	0	26
11:15 PM	0	0	21	0	0	0	21
11:30 PM	0	0	14	1	0	0	15
11:45 PM	0	0	18	0	0	0	18

<b>PM Total</b>	<b>3</b>	<b>4</b>	<b>4914</b>	<b>104</b>	<b>41</b>	<b>4</b>	<b>5070</b>
<b>Percentage</b>	<b>0.06%</b>	<b>0.08%</b>	<b>96.92%</b>	<b>2.05%</b>	<b>0.81%</b>	<b>0.08%</b>	
<b>PM Peak Volume</b>	<b>2:15 PM</b>	<b>12:00 PM</b>	<b>5:00 PM</b>	<b>3:00 PM</b>	<b>12:00 PM</b>	<b>3:30 PM</b>	<b>5:00 PM</b>
	<b>1</b>	<b>1</b>	<b>594</b>	<b>21</b>	<b>14</b>	<b>2</b>	<b>613</b>
<b>Day Total</b>	<b>7</b>	<b>5</b>	<b>7722</b>	<b>191</b>	<b>122</b>	<b>13</b>	<b>8060</b>
<b>Percentage</b>	<b>0.09%</b>	<b>0.06%</b>	<b>95.81%</b>	<b>2.37%</b>	<b>1.51%</b>	<b>0.16%</b>	

Centre Street  
north of Lagrange Street  
City, State: West Roxbury, MA  
Client: Toole/T. Dennerlein  
Site Code: 6131 Task 2



PRECISION  
DATA  
INDUSTRIES, LLC

157 Washington Street, Suite 2  
Hudson, MA 01749  
Office: 508-875-0100 Fax: 508-875-0118

PDI File #: 229078 ATR A

Count Date: Saturday, January 14, 2023  
Direction: NB

AM	Bicycles	Motorcycle	Cars & Light Goods	Buses	Single Unit Heavy	Multi Unit Heavy	Total
12:00 AM	0	0	16	1	0	0	17
12:15 AM	0	0	11	1	0	0	12
12:30 AM	0	0	11	0	1	0	12
12:45 AM	0	0	10	1	0	0	11
1:00 AM	0	0	10	0	0	0	10
1:15 AM	0	0	11	0	1	0	12
1:30 AM	0	0	4	0	0	0	4
1:45 AM	0	0	5	0	0	0	5
2:00 AM	0	0	4	1	0	0	5
2:15 AM	0	0	2	0	0	0	2
2:30 AM	0	0	1	0	0	0	1
2:45 AM	0	0	2	0	1	0	3
3:00 AM	0	0	3	0	1	0	4
3:15 AM	0	0	3	0	0	1	4
3:30 AM	0	0	1	0	0	0	1
3:45 AM	0	0	2	0	0	0	2
4:00 AM	0	0	2	0	0	0	2
4:15 AM	0	0	6	0	0	1	7
4:30 AM	0	0	3	0	1	0	4
4:45 AM	0	0	4	0	0	0	4
5:00 AM	0	0	6	1	0	0	7
5:15 AM	0	0	7	0	0	0	7
5:30 AM	0	0	10	0	1	0	11
5:45 AM	0	0	13	1	0	0	14
6:00 AM	0	0	19	1	0	0	20
6:15 AM	0	0	31	1	2	0	34
6:30 AM	0	0	24	1	4	0	29
6:45 AM	0	0	40	1	1	0	42
7:00 AM	0	0	47	1	2	2	52
7:15 AM	0	0	37	2	0	0	39
7:30 AM	0	0	60	1	1	1	63
7:45 AM	0	0	85	1	4	0	90
8:00 AM	0	0	63	1	0	0	64
8:15 AM	0	0	69	2	5	0	76
8:30 AM	0	0	87	1	1	0	89
8:45 AM	0	0	107	2	2	1	112
9:00 AM	0	0	81	1	3	0	85
9:15 AM	0	0	73	2	1	0	76
9:30 AM	0	1	108	1	6	0	116
9:45 AM	0	0	127	1	3	0	131
10:00 AM	0	0	130	2	0	0	132
10:15 AM	0	0	134	1	1	0	136
10:30 AM	0	0	118	1	0	0	119
10:45 AM	0	0	166	2	2	0	170
11:00 AM	0	0	141	2	0	0	143
11:15 AM	1	0	158	1	2	0	162
11:30 AM	0	0	140	1	1	0	142
11:45 AM	0	0	163	2	2	0	167

PM	Bicycles	Motorcycle	Cars & Light Goods	Buses	Single Unit Heavy	Multi Unit Heavy	Total
12:00 PM	0	0	140	2	2	0	144
12:15 PM	0	0	160	0	0	0	160
12:30 PM	0	0	140	3	1	0	144
12:45 PM	0	0	136	0	0	0	136
1:00 PM	0	0	130	2	2	0	134
1:15 PM	0	0	136	2	3	0	141
1:30 PM	0	0	123	1	0	0	124
1:45 PM	0	0	124	2	1	0	127
2:00 PM	0	0	139	1	0	0	140
2:15 PM	1	0	133	1	0	0	135
2:30 PM	0	0	109	1	0	0	110
2:45 PM	0	0	145	1	0	0	146
3:00 PM	0	0	121	1	0	0	122
3:15 PM	0	0	145	2	0	0	147
3:30 PM	0	0	145	1	2	0	148
3:45 PM	0	0	135	2	1	0	138
4:00 PM	0	0	113	2	0	0	115
4:15 PM	0	0	107	2	1	0	110
4:30 PM	0	0	125	1	0	0	126
4:45 PM	0	0	107	1	1	0	109
5:00 PM	0	0	100	2	1	0	103
5:15 PM	0	0	109	1	0	0	110
5:30 PM	0	0	106	1	0	0	107
5:45 PM	1	0	111	2	1	0	115
6:00 PM	0	0	106	1	2	0	109
6:15 PM	0	0	114	1	0	0	115
6:30 PM	0	0	90	1	0	0	91
6:45 PM	0	0	96	2	0	0	98
7:00 PM	0	0	77	1	0	0	78
7:15 PM	0	0	80	1	0	0	81
7:30 PM	0	0	87	1	0	0	88
7:45 PM	0	0	77	2	0	1	80
8:00 PM	0	0	73	0	0	0	73
8:15 PM	0	0	68	2	0	0	70
8:30 PM	0	0	50	0	1	0	51
8:45 PM	0	0	43	1	0	1	45
9:00 PM	1	0	34	0	0	0	35
9:15 PM	0	0	48	2	0	0	50
9:30 PM	0	0	49	0	0	0	49
9:45 PM	0	0	33	1	0	0	34
10:00 PM	0	0	45	0	0	0	45
10:15 PM	0	0	26	1	0	0	27
10:30 PM	0	0	30	0	0	0	30
10:45 PM	0	0	25	1	0	0	26
11:00 PM	0	0	27	0	0	0	27
11:15 PM	0	0	25	1	0	0	26
11:30 PM	0	0	19	0	0	0	19
11:45 PM	0	0	19	0	0	1	20

AM Total 1 1 2355 38 49 6 2450  
Percentage 0.04% 0.04% 96.12% 1.55% 2.00% 0.24%

AM Peak 10:30 AM 8:45 AM 10:45 AM 8:00 AM 9:00 AM 6:45 AM 10:45 AM  
Volume 1 1 605 6 13 3 617

PM Total 3 0 4380 53 19 3 4458  
Percentage 0.07% 0.00% 98.25% 1.19% 0.43% 0.07%

PM Peak 1:30 PM 12:00 PM 12:00 PM 12:30 PM 12:30 PM 7:00 PM 12:00 PM  
Volume 1 0 576 7 6 1 584

Day Total 4 1 6735 91 68 9 6908  
Percentage 0.06% 0.01% 97.50% 1.32% 0.98% 0.13%

Centre Street  
north of Lagrange Street  
City, State: West Roxbury, MA  
Client: Toole/T. Dennerlein  
Site Code: 6131 Task 2



PRECISION  
D A T A  
INDUSTRIES, LLC

157 Washington Street, Suite 2  
Hudson, MA 01749  
Office: 508-875-0100 Fax: 508-875-0118

PDI File #: 229078 ATR A

Count Date: Thursday, January 12, 2023  
Direction: SB

AM	Bicycles	Motorcycle	Cars & Light Goods	Buses	Single Unit Heavy	Multi Unit Heavy	Total
12:00 AM	0	0	15	1	0	0	16
12:15 AM	0	0	13	0	1	0	14
12:30 AM	0	0	6	1	2	0	9
12:45 AM	0	0	5	0	0	0	5
1:00 AM	0	0	8	0	0	0	8
1:15 AM	0	0	5	0	0	0	5
1:30 AM	0	0	4	1	1	0	6
1:45 AM	0	0	6	0	0	0	6
2:00 AM	0	0	2	0	0	0	2
2:15 AM	0	0	1	0	1	0	2
2:30 AM	0	0	3	0	0	0	3
2:45 AM	0	0	2	0	0	0	2
3:00 AM	0	0	1	0	0	0	1
3:15 AM	0	0	3	0	0	0	3
3:30 AM	0	0	2	0	0	0	2
3:45 AM	0	0	2	0	1	0	3
4:00 AM	0	0	1	0	0	0	1
4:15 AM	0	0	2	0	0	0	2
4:30 AM	0	0	6	0	0	0	6
4:45 AM	0	0	9	1	2	0	12
5:00 AM	0	0	13	1	3	0	17
5:15 AM	0	0	16	1	1	0	18
5:30 AM	0	0	15	3	1	0	19
5:45 AM	0	0	17	1	0	0	18
6:00 AM	0	0	31	6	3	0	40
6:15 AM	0	0	41	4	0	0	45
6:30 AM	0	0	41	3	0	0	44
6:45 AM	0	0	64	4	4	0	72
7:00 AM	1	0	46	5	0	0	52
7:15 AM	0	0	89	3	0	0	92
7:30 AM	0	0	121	4	1	0	126
7:45 AM	0	0	135	5	6	1	147
8:00 AM	0	0	111	2	2	0	115
8:15 AM	0	0	110	3	3	0	116
8:30 AM	0	0	88	4	2	0	94
8:45 AM	0	0	95	5	4	2	106
9:00 AM	0	0	87	2	4	0	93
9:15 AM	0	0	109	2	1	0	112
9:30 AM	0	0	109	1	2	0	112
9:45 AM	0	0	106	5	2	0	113
10:00 AM	0	0	99	0	9	1	109
10:15 AM	0	0	82	2	3	0	87
10:30 AM	0	0	79	1	5	1	86
10:45 AM	0	0	95	0	1	0	96
11:00 AM	0	0	106	2	7	0	115
11:15 AM	0	0	115	2	2	0	119
11:30 AM	0	0	112	0	2	0	114
11:45 AM	0	0	108	2	2	1	113

<b>AM Total</b>	<b>1</b>	<b>0</b>	<b>2336</b>	<b>77</b>	<b>78</b>	<b>6</b>	<b>2498</b>
<b>Percentage</b>	<b>0.04%</b>	<b>0.00%</b>	<b>93.51%</b>	<b>3.08%</b>	<b>3.12%</b>	<b>0.24%</b>	
<b>AM Peak</b>	<b>6:15 AM</b>	<b>12:00 AM</b>	<b>7:30 AM</b>	<b>6:00 AM</b>	<b>9:45 AM</b>	<b>8:00 AM</b>	<b>7:30 AM</b>
<b>Volume</b>	<b>1</b>	<b>0</b>	<b>477</b>	<b>17</b>	<b>19</b>	<b>2</b>	<b>504</b>

PM	Bicycles	Motorcycle	Cars & Light Goods	Buses	Single Unit Heavy	Multi Unit Heavy	Total
12:00 PM	0	0	100	1	5	0	106
12:15 PM	0	0	113	2	2	1	118
12:30 PM	0	0	93	2	3	0	98
12:45 PM	0	0	119	1	2	0	122
1:00 PM	0	0	100	3	4	0	107
1:15 PM	0	0	93	0	3	0	96
1:30 PM	0	0	86	2	5	0	93
1:45 PM	0	0	111	2	1	0	114
2:00 PM	0	0	125	2	6	0	133
2:15 PM	0	0	107	3	3	0	113
2:30 PM	0	0	134	2	2	1	139
2:45 PM	0	0	140	3	0	1	144
3:00 PM	0	0	138	4	0	0	142
3:15 PM	0	0	120	1	4	0	125
3:30 PM	0	1	163	4	2	1	171
3:45 PM	0	0	147	6	0	0	153
4:00 PM	1	0	168	7	0	0	176
4:15 PM	0	0	190	3	2	0	195
4:30 PM	0	0	170	5	1	1	177
4:45 PM	0	0	185	4	4	1	194
5:00 PM	0	0	176	4	2	1	183
5:15 PM	0	0	158	4	2	0	164
5:30 PM	0	0	158	5	1	0	164
5:45 PM	0	0	152	5	0	0	157
6:00 PM	0	0	131	2	0	0	133
6:15 PM	0	0	108	3	1	0	112
6:30 PM	0	0	101	2	1	0	104
6:45 PM	0	0	104	2	1	0	107
7:00 PM	0	0	110	2	0	0	112
7:15 PM	0	0	93	1	2	0	96
7:30 PM	0	0	86	2	0	0	88
7:45 PM	0	0	67	1	0	0	68
8:00 PM	0	0	88	0	0	0	88
8:15 PM	0	0	61	1	0	0	62
8:30 PM	0	0	71	1	0	0	72
8:45 PM	0	0	53	0	0	0	53
9:00 PM	0	0	47	2	0	0	49
9:15 PM	0	0	48	0	0	0	48
9:30 PM	0	0	35	1	0	1	37
9:45 PM	0	0	38	0	0	0	38
10:00 PM	0	0	35	1	0	0	36
10:15 PM	0	0	27	0	0	0	27
10:30 PM	0	0	30	0	0	1	31
10:45 PM	0	0	20	1	0	0	21
11:00 PM	0	0	12	1	1	0	14
11:15 PM	0	0	18	0	2	0	20
11:30 PM	0	0	16	1	0	0	17
11:45 PM	0	0	17	0	0	0	17

<b>PM Total</b>	<b>1</b>	<b>1</b>	<b>4662</b>	<b>99</b>	<b>62</b>	<b>9</b>	<b>4834</b>
<b>Percentage</b>	<b>0.02%</b>	<b>0.02%</b>	<b>96.44%</b>	<b>2.05%</b>	<b>1.28%</b>	<b>0.19%</b>	
<b>PM Peak</b>	<b>3:15 PM</b>	<b>2:45 PM</b>	<b>4:15 PM</b>	<b>3:45 PM</b>	<b>1:15 PM</b>	<b>4:15 PM</b>	<b>4:15 PM</b>
<b>Volume</b>	<b>1</b>	<b>1</b>	<b>721</b>	<b>21</b>	<b>15</b>	<b>3</b>	<b>749</b>
<b>Day Total</b>	<b>2</b>	<b>1</b>	<b>6998</b>	<b>176</b>	<b>140</b>	<b>15</b>	<b>7332</b>
<b>Percentage</b>	<b>0.03%</b>	<b>0.01%</b>	<b>95.44%</b>	<b>2.40%</b>	<b>1.91%</b>	<b>0.20%</b>	

Centre Street  
north of Lagrange Street  
City, State: West Roxbury, MA  
Client: Toole/T. Dennerlein  
Site Code: 6131 Task 2



PRECISION  
DATA  
INDUSTRIES, LLC

157 Washington Street, Suite 2  
Hudson, MA 01749  
Office: 508-875-0100 Fax: 508-875-0118

PDI File #: 229078 ATR A

Count Date: Friday, January 13, 2023  
Direction: SB

AM	Bicycles	Motorcycle	Cars & Light Goods	Buses	Single Unit Heavy	Multi Unit Heavy	Total
12:00 AM	0	0	19	1	0	0	20
12:15 AM	0	0	7	0	0	0	7
12:30 AM	0	0	6	1	0	0	7
12:45 AM	0	0	8	0	0	0	8
1:00 AM	0	0	3	0	0	0	3
1:15 AM	0	0	5	0	0	0	5
1:30 AM	0	0	3	0	0	0	3
1:45 AM	0	0	3	1	0	0	4
2:00 AM	0	0	1	0	0	0	1
2:15 AM	0	0	4	0	0	0	4
2:30 AM	0	0	4	0	5	0	9
2:45 AM	0	0	4	0	2	0	6
3:00 AM	0	0	2	0	0	0	2
3:15 AM	0	0	6	0	0	0	6
3:30 AM	0	0	2	0	0	0	2
3:45 AM	0	0	5	0	0	1	6
4:00 AM	0	0	5	0	0	0	5
4:15 AM	0	0	2	0	1	0	3
4:30 AM	0	0	4	0	1	0	5
4:45 AM	0	0	12	1	1	0	14
5:00 AM	0	0	7	1	0	0	8
5:15 AM	0	0	16	1	0	0	17
5:30 AM	0	0	18	3	2	0	23
5:45 AM	0	0	19	2	1	0	22
6:00 AM	0	0	26	4	0	0	30
6:15 AM	0	0	28	4	1	0	33
6:30 AM	0	0	55	2	0	0	57
6:45 AM	0	0	56	4	0	0	60
7:00 AM	0	0	56	4	0	0	60
7:15 AM	0	0	74	5	2	0	81
7:30 AM	0	0	99	4	4	0	107
7:45 AM	0	0	140	2	2	1	145
8:00 AM	0	0	111	4	2	0	117
8:15 AM	0	0	111	3	1	0	115
8:30 AM	0	0	100	3	3	0	106
8:45 AM	0	0	108	4	4	1	117
9:00 AM	0	0	87	2	4	0	93
9:15 AM	0	0	131	4	5	0	140
9:30 AM	0	0	98	2	3	0	103
9:45 AM	0	1	106	5	2	0	114
10:00 AM	0	0	86	0	2	0	88
10:15 AM	0	1	92	2	5	0	100
10:30 AM	0	0	106	1	3	0	110
10:45 AM	0	0	109	1	9	0	119
11:00 AM	0	0	102	1	1	2	106
11:15 AM	0	0	104	1	0	0	105
11:30 AM	0	1	88	1	3	1	94
11:45 AM	0	0	107	2	2	0	111

PM	Bicycles	Motorcycle	Cars & Light Goods	Buses	Single Unit Heavy	Multi Unit Heavy	Total
12:00 PM	0	1	121	2	1	0	125
12:15 PM	0	0	125	2	4	1	132
12:30 PM	0	0	122	1	6	1	130
12:45 PM	0	0	119	2	4	0	125
1:00 PM	0	0	110	2	2	0	114
1:15 PM	0	0	120	1	2	0	123
1:30 PM	0	0	126	1	1	0	128
1:45 PM	0	0	103	2	0	0	105
2:00 PM	0	0	166	2	2	1	171
2:15 PM	0	0	128	2	4	0	134
2:30 PM	0	1	136	4	4	0	145
2:45 PM	0	0	146	3	1	0	150
3:00 PM	0	0	124	3	2	0	129
3:15 PM	1	0	123	4	1	0	129
3:30 PM	0	0	167	5	1	0	173
3:45 PM	0	0	152	6	0	0	158
4:00 PM	0	0	161	5	1	0	167
4:15 PM	0	0	179	2	2	0	183
4:30 PM	0	0	170	4	0	0	174
4:45 PM	0	0	168	5	0	1	174
5:00 PM	0	0	156	5	0	0	161
5:15 PM	0	0	181	4	1	0	186
5:30 PM	0	0	150	4	0	0	154
5:45 PM	0	0	127	2	0	1	130
6:00 PM	0	2	128	4	0	0	134
6:15 PM	0	0	115	3	0	0	118
6:30 PM	0	0	106	3	1	0	110
6:45 PM	0	0	105	3	0	0	108
7:00 PM	0	0	102	2	2	0	106
7:15 PM	0	0	113	0	0	0	113
7:30 PM	0	0	77	2	0	0	79
7:45 PM	0	0	92	1	1	0	94
8:00 PM	0	0	69	1	0	0	70
8:15 PM	0	0	62	0	0	0	62
8:30 PM	0	0	54	1	0	0	55
8:45 PM	0	1	45	1	1	0	48
9:00 PM	0	0	51	1	0	0	52
9:15 PM	0	0	39	0	0	0	39
9:30 PM	0	0	39	1	0	0	40
9:45 PM	0	0	48	0	0	2	50
10:00 PM	0	0	48	1	0	0	49
10:15 PM	0	0	31	0	0	0	31
10:30 PM	0	0	36	1	0	0	37
10:45 PM	0	0	24	0	0	0	24
11:00 PM	0	0	29	1	0	0	30
11:15 PM	0	0	27	0	0	0	27
11:30 PM	0	0	19	1	0	0	20
11:45 PM	0	0	27	0	0	0	27

AM Total 0 3 2345 76 71 6 2501  
Percentage 0.00% 0.12% 93.76% 3.04% 2.84% 0.24%

AM Peak 12:00 AM 9:30 AM 7:45 AM 6:45 AM 10:00 AM 10:45 AM 7:30 AM  
Volume 0 2 462 17 19 3 484

PM Total 1 5 4866 100 44 7 5023  
Percentage 0.02% 0.10% 96.87% 1.99% 0.88% 0.14%

PM Peak 2:30 PM 5:15 PM 4:00 PM 3:15 PM 12:15 PM 12:00 PM 4:00 PM  
Volume 1 2 678 20 16 2 698

Day Total 1 8 7211 176 115 13 7524  
Percentage 0.01% 0.11% 95.84% 2.34% 1.53% 0.17%

Centre Street  
north of Lagrange Street  
City, State: West Roxbury, MA  
Client: Toole/T. Dennerlein  
Site Code: 6131 Task 2



PRECISION  
D A T A  
INDUSTRIES, LLC

157 Washington Street, Suite 2  
Hudson, MA 01749  
Office: 508-875-0100 Fax: 508-875-0118

PDI File #: 229078 ATR A

Count Date: Saturday, January 14, 2023  
Direction: SB

AM	Bicycles	Motorcycle	Cars & Light Goods	Buses	Single Unit Heavy	Multi Unit Heavy	Total
12:00 AM	0	0	28	1	0	0	29
12:15 AM	0	0	7	0	1	0	8
12:30 AM	0	0	12	1	1	0	14
12:45 AM	0	0	11	0	0	0	11
1:00 AM	0	0	12	0	0	0	12
1:15 AM	0	0	7	0	0	0	7
1:30 AM	0	0	3	0	0	0	3
1:45 AM	0	0	4	1	0	0	5
2:00 AM	0	0	11	0	0	0	11
2:15 AM	0	0	9	0	0	0	9
2:30 AM	0	0	4	0	0	0	4
2:45 AM	0	0	3	0	0	0	3
3:00 AM	0	0	5	0	1	0	6
3:15 AM	0	0	3	0	0	0	3
3:30 AM	0	0	7	0	0	0	7
3:45 AM	0	0	7	0	0	0	7
4:00 AM	0	0	4	0	0	1	5
4:15 AM	0	0	7	0	0	1	8
4:30 AM	0	0	3	0	0	0	3
4:45 AM	0	0	10	1	2	1	14
5:00 AM	0	0	5	0	0	0	5
5:15 AM	0	0	2	0	0	0	2
5:30 AM	0	0	10	1	0	0	11
5:45 AM	0	0	15	2	0	0	17
6:00 AM	0	0	12	0	0	0	12
6:15 AM	0	0	13	2	1	0	16
6:30 AM	0	0	27	1	0	0	28
6:45 AM	0	0	26	2	1	0	29
7:00 AM	0	0	31	2	1	0	34
7:15 AM	0	0	32	1	1	0	34
7:30 AM	0	0	45	1	2	1	49
7:45 AM	0	0	62	1	3	0	66
8:00 AM	0	0	51	1	2	1	55
8:15 AM	0	0	61	1	2	0	64
8:30 AM	0	0	80	2	0	0	82
8:45 AM	1	0	79	1	2	0	83
9:00 AM	0	0	86	2	3	0	91
9:15 AM	0	0	93	1	1	1	96
9:30 AM	0	0	89	1	0	0	90
9:45 AM	0	0	115	2	2	0	119
10:00 AM	0	0	106	2	2	0	110
10:15 AM	0	0	98	0	1	1	100
10:30 AM	0	0	103	2	0	0	105
10:45 AM	0	0	133	2	0	0	135
11:00 AM	0	0	121	2	1	0	124
11:15 AM	0	0	121	1	1	0	123
11:30 AM	0	0	154	1	1	0	156
11:45 AM	0	0	128	1	0	0	129

PM	Bicycles	Motorcycle	Cars & Light Goods	Buses	Single Unit Heavy	Multi Unit Heavy	Total
12:00 PM	0	0	127	2	1	0	130
12:15 PM	0	0	165	2	0	0	167
12:30 PM	0	0	125	1	2	0	128
12:45 PM	0	0	123	1	1	0	125
1:00 PM	0	0	144	2	1	0	147
1:15 PM	0	0	146	1	1	0	148
1:30 PM	0	0	140	1	1	0	142
1:45 PM	0	0	138	2	2	0	142
2:00 PM	0	0	104	0	3	0	107
2:15 PM	0	0	117	2	1	0	120
2:30 PM	0	0	105	1	0	0	106
2:45 PM	0	0	135	1	1	0	137
3:00 PM	0	0	101	1	0	0	102
3:15 PM	0	0	113	2	1	0	116
3:30 PM	0	0	125	1	2	0	128
3:45 PM	0	0	110	1	0	0	111
4:00 PM	1	0	105	2	2	0	110
4:15 PM	0	0	109	0	1	0	110
4:30 PM	0	0	108	2	2	0	112
4:45 PM	0	0	113	2	0	0	115
5:00 PM	0	0	103	1	2	0	106
5:15 PM	0	0	102	1	0	0	103
5:30 PM	0	0	112	1	0	0	113
5:45 PM	0	0	81	1	0	0	82
6:00 PM	1	0	71	2	0	0	74
6:15 PM	0	0	73	1	1	0	75
6:30 PM	0	0	88	2	0	0	90
6:45 PM	0	0	70	1	0	0	71
7:00 PM	0	0	74	1	0	0	75
7:15 PM	0	0	68	2	1	0	71
7:30 PM	0	0	68	1	0	0	69
7:45 PM	0	0	66	0	0	0	66
8:00 PM	0	0	47	2	0	0	49
8:15 PM	0	0	56	0	1	0	57
8:30 PM	0	0	46	1	0	0	47
8:45 PM	0	0	44	1	2	0	47
9:00 PM	0	0	42	1	0	0	43
9:15 PM	0	0	43	0	0	1	44
9:30 PM	0	0	33	1	0	0	34
9:45 PM	0	0	33	0	0	0	33
10:00 PM	0	0	23	1	1	1	26
10:15 PM	0	0	27	0	0	0	27
10:30 PM	0	0	24	1	0	0	25
10:45 PM	0	0	25	0	0	0	25
11:00 PM	0	0	20	1	0	0	21
11:15 PM	0	0	22	0	0	0	22
11:30 PM	0	0	19	1	0	0	20
11:45 PM	0	0	29	0	0	0	29

AM Total 1 0 2055 39 32 7 2134  
 Percentage 0.05% 0.00% 96.30% 1.83% 1.50% 0.33%

AM Peak 8:00 AM 12:00 AM 10:45 AM 6:15 AM 7:30 AM 4:00 AM 10:45 AM  
 Volume 1 0 529 7 9 3 538

PM Total 2 0 3962 51 30 2 4047  
 Percentage 0.05% 0.00% 97.90% 1.26% 0.74% 0.05%

PM Peak 3:15 PM 12:00 PM 1:00 PM 12:00 PM 1:15 PM 9:15 PM 1:00 PM  
 Volume 1 0 568 6 7 2 579

Day Total 3 0 6017 90 62 9 6181  
 Percentage 0.05% 0.00% 97.35% 1.46% 1.00% 0.15%

Centre Street  
north of Lagrange Street  
City, State: West Roxbury, MA  
Client: Toole/T. Dennerlein  
Site Code: 6131 Task 2



PRECISION  
DATA  
INDUSTRIES, LLC

157 Washington Street, Suite 2  
Hudson, MA 01749  
Office: 508-875-0100 Fax: 508-875-0118

PDI File # 229078 ATR A

Direction: NB

Weekly Report

Day Date	Thursday 01/12/23		Friday 01/13/23		Saturday 01/14/23										Week Ave	
	AM	PM	AM	PM	AM	PM	AM	PM	AM	PM	AM	PM	AM	PM	AM	PM
12:00	13	109	7	121	17	144	0	0	0	0	0	0	0	0	12	125
12:15	10	128	11	138	12	160	0	0	0	0	0	0	0	0	11	142
12:30	5	129	1	123	12	144	0	0	0	0	0	0	0	0	6	132
12:45	4	144	5	127	11	136	0	0	0	0	0	0	0	0	7	136
1:00	6	106	3	135	10	134	0	0	0	0	0	0	0	0	6	125
1:15	1	107	3	122	12	141	0	0	0	0	0	0	0	0	5	123
1:30	2	136	4	158	4	124	0	0	0	0	0	0	0	0	3	139
1:45	2	119	5	144	5	127	0	0	0	0	0	0	0	0	4	130
2:00	3	133	4	146	5	140	0	0	0	0	0	0	0	0	4	140
2:15	3	113	1	145	2	135	0	0	0	0	0	0	0	0	2	131
2:30	2	143	1	153	1	110	0	0	0	0	0	0	0	0	1	135
2:45	2	137	4	155	3	146	0	0	0	0	0	0	0	0	3	146
3:00	7	122	3	133	4	122	0	0	0	0	0	0	0	0	5	126
3:15	1	156	4	144	4	147	0	0	0	0	0	0	0	0	3	149
3:30	3	150	2	154	1	148	0	0	0	0	0	0	0	0	2	151
3:45	3	134	4	151	2	138	0	0	0	0	0	0	0	0	3	141
4:00	3	157	5	139	2	115	0	0	0	0	0	0	0	0	3	137
4:15	6	159	3	160	7	110	0	0	0	0	0	0	0	0	5	143
4:30	10	117	10	142	4	126	0	0	0	0	0	0	0	0	8	128
4:45	20	147	19	135	4	109	0	0	0	0	0	0	0	0	14	130
5:00	25	155	27	157	7	103	0	0	0	0	0	0	0	0	20	138
5:15	37	143	33	152	7	110	0	0	0	0	0	0	0	0	26	135
5:30	34	148	36	160	11	107	0	0	0	0	0	0	0	0	27	138
5:45	30	130	29	144	14	115	0	0	0	0	0	0	0	0	24	130
6:00	49	149	38	119	20	109	0	0	0	0	0	0	0	0	36	126
6:15	85	119	63	133	34	115	0	0	0	0	0	0	0	0	61	122
6:30	74	115	75	128	29	91	0	0	0	0	0	0	0	0	59	111
6:45	103	100	97	116	42	98	0	0	0	0	0	0	0	0	81	105
7:00	95	94	106	109	52	78	0	0	0	0	0	0	0	0	84	94
7:15	120	107	98	108	39	81	0	0	0	0	0	0	0	0	86	99
7:30	101	98	107	101	63	88	0	0	0	0	0	0	0	0	90	96
7:45	154	73	172	70	90	80	0	0	0	0	0	0	0	0	139	74
8:00	160	73	153	116	64	73	0	0	0	0	0	0	0	0	126	87
8:15	149	54	138	99	76	70	0	0	0	0	0	0	0	0	121	74
8:30	122	82	149	61	89	51	0	0	0	0	0	0	0	0	120	65
8:45	119	51	142	48	112	45	0	0	0	0	0	0	0	0	124	48
9:00	162	56	170	62	85	35	0	0	0	0	0	0	0	0	139	51
9:15	165	48	170	50	76	50	0	0	0	0	0	0	0	0	137	49
9:30	125	40	106	52	116	49	0	0	0	0	0	0	0	0	116	47
9:45	102	27	96	47	131	34	0	0	0	0	0	0	0	0	110	36
10:00	109	23	96	46	132	45	0	0	0	0	0	0	0	0	112	38
10:15	108	31	113	38	136	27	0	0	0	0	0	0	0	0	119	32
10:30	93	21	109	28	119	30	0	0	0	0	0	0	0	0	107	26
10:45	114	16	109	21	170	26	0	0	0	0	0	0	0	0	131	21
11:00	114	21	104	26	143	27	0	0	0	0	0	0	0	0	120	25
11:15	110	13	123	21	162	26	0	0	0	0	0	0	0	0	132	20
11:30	117	16	99	15	142	19	0	0	0	0	0	0	0	0	119	17
11:45	116	9	133	18	167	20	0	0	0	0	0	0	0	0	139	16
<b>Total</b>	<b>2998</b>	<b>4658</b>	<b>2990</b>	<b>5070</b>	<b>2450</b>	<b>4458</b>	<b>0</b>	<b>0</b>	<b>0</b>	<b>0</b>	<b>0</b>	<b>0</b>	<b>0</b>	<b>0</b>	<b>2813</b>	<b>4729</b>
<b>Day Total</b>	<b>7656</b>		<b>8060</b>		<b>6908</b>		<b>0</b>	<b>0</b>	<b>0</b>	<b>0</b>	<b>0</b>	<b>0</b>	<b>0</b>	<b>0</b>	<b>7541</b>	
<b>Peak HR</b>	<b>7:45 AM</b>	<b>3:30 PM</b>	<b>8:30 AM</b>	<b>5:00 PM</b>	<b>10:45 AM</b>	<b>12:00 PM</b>									<b>8:30 AM</b>	<b>3:15 PM</b>
<b>Volume</b>	<b>585</b>	<b>600</b>	<b>631</b>	<b>613</b>	<b>617</b>	<b>584</b>									<b>520</b>	<b>578</b>

Centre Street  
north of Lagrange Street  
City, State: West Roxbury, MA  
Client: Toole/T. Dennerlein  
Site Code: 6131 Task 2



PRECISION  
D A T A  
INDUSTRIES, LLC

157 Washington Street, Suite 2  
Hudson, MA 01749  
Office: 508-875-0100 Fax: 508-875-0118

PDI File # 229078 ATR A

Direction: SB

Weekly Report

Day Date	Thursday 01/12/23		Friday 01/13/23		Saturday 01/14/23										Week Ave	
	AM	PM	AM	PM	AM	PM	AM	PM	AM	PM	AM	PM	AM	PM	AM	PM
12:00	16	106	20	125	29	130	0	0	0	0	0	0	0	0	22	120
12:15	14	118	7	132	8	167	0	0	0	0	0	0	0	0	10	139
12:30	9	98	7	130	14	128	0	0	0	0	0	0	0	0	10	119
12:45	5	122	8	125	11	125	0	0	0	0	0	0	0	0	8	124
1:00	8	107	3	114	12	147	0	0	0	0	0	0	0	0	8	123
1:15	5	96	5	123	7	148	0	0	0	0	0	0	0	0	6	122
1:30	6	93	3	128	3	142	0	0	0	0	0	0	0	0	4	121
1:45	6	114	4	105	5	142	0	0	0	0	0	0	0	0	5	120
2:00	2	133	1	171	11	107	0	0	0	0	0	0	0	0	5	137
2:15	2	113	4	134	9	120	0	0	0	0	0	0	0	0	5	122
2:30	3	139	9	145	4	106	0	0	0	0	0	0	0	0	5	130
2:45	2	144	6	150	3	137	0	0	0	0	0	0	0	0	4	144
3:00	1	142	2	129	6	102	0	0	0	0	0	0	0	0	3	124
3:15	3	125	6	129	3	116	0	0	0	0	0	0	0	0	4	123
3:30	2	171	2	173	7	128	0	0	0	0	0	0	0	0	4	157
3:45	3	153	6	158	7	111	0	0	0	0	0	0	0	0	5	141
4:00	1	176	5	167	5	110	0	0	0	0	0	0	0	0	4	151
4:15	2	195	3	183	8	110	0	0	0	0	0	0	0	0	4	163
4:30	6	177	5	174	3	112	0	0	0	0	0	0	0	0	5	154
4:45	12	194	14	174	14	115	0	0	0	0	0	0	0	0	13	161
5:00	17	183	8	161	5	106	0	0	0	0	0	0	0	0	10	150
5:15	18	164	17	186	2	103	0	0	0	0	0	0	0	0	12	151
5:30	19	164	23	154	11	113	0	0	0	0	0	0	0	0	18	144
5:45	18	157	22	130	17	82	0	0	0	0	0	0	0	0	19	123
6:00	40	133	30	134	12	74	0	0	0	0	0	0	0	0	27	114
6:15	45	112	33	118	16	75	0	0	0	0	0	0	0	0	31	102
6:30	44	104	57	110	28	90	0	0	0	0	0	0	0	0	43	101
6:45	72	107	60	108	29	71	0	0	0	0	0	0	0	0	54	95
7:00	52	112	60	106	34	75	0	0	0	0	0	0	0	0	49	98
7:15	92	96	81	113	34	71	0	0	0	0	0	0	0	0	69	93
7:30	126	88	107	79	49	69	0	0	0	0	0	0	0	0	94	79
7:45	147	68	145	94	66	66	0	0	0	0	0	0	0	0	119	76
8:00	115	88	117	70	55	49	0	0	0	0	0	0	0	0	96	69
8:15	116	62	115	62	64	57	0	0	0	0	0	0	0	0	98	60
8:30	94	72	106	55	82	47	0	0	0	0	0	0	0	0	94	58
8:45	106	53	117	48	83	47	0	0	0	0	0	0	0	0	102	49
9:00	93	49	93	52	91	43	0	0	0	0	0	0	0	0	92	48
9:15	112	48	140	39	96	44	0	0	0	0	0	0	0	0	116	44
9:30	112	37	103	40	90	34	0	0	0	0	0	0	0	0	102	37
9:45	113	38	114	50	119	33	0	0	0	0	0	0	0	0	115	40
10:00	109	36	88	49	110	26	0	0	0	0	0	0	0	0	102	37
10:15	87	27	100	31	100	27	0	0	0	0	0	0	0	0	96	28
10:30	86	31	110	37	105	25	0	0	0	0	0	0	0	0	100	31
10:45	96	21	119	24	135	25	0	0	0	0	0	0	0	0	117	23
11:00	115	14	106	30	124	21	0	0	0	0	0	0	0	0	115	22
11:15	119	20	105	27	123	22	0	0	0	0	0	0	0	0	116	23
11:30	114	17	94	20	156	20	0	0	0	0	0	0	0	0	121	19
11:45	113	17	111	27	129	29	0	0	0	0	0	0	0	0	118	24
<b>Total</b>	<b>2498</b>	<b>4834</b>	<b>2501</b>	<b>5023</b>	<b>2134</b>	<b>4047</b>	<b>0</b>	<b>0</b>	<b>0</b>	<b>0</b>	<b>0</b>	<b>0</b>	<b>0</b>	<b>0</b>	<b>2378</b>	<b>4635</b>
<b>Day Total</b>	<b>7332</b>		<b>7524</b>		<b>6181</b>		<b>0</b>	<b>0</b>	<b>0</b>	<b>0</b>	<b>0</b>	<b>0</b>	<b>0</b>	<b>0</b>	<b>7012</b>	
<b>Peak HR</b>	<b>7:30 AM</b>	<b>4:15 PM</b>	<b>7:30 AM</b>	<b>4:00 PM</b>	<b>10:45 AM</b>	<b>1:00 PM</b>									<b>11:00 AM</b>	<b>4:00 PM</b>
<b>Volume</b>	<b>504</b>	<b>749</b>	<b>484</b>	<b>698</b>	<b>538</b>	<b>579</b>									<b>470</b>	<b>629</b>



Centre Street  
north of Lagrange Street  
City, State: West Roxbury, MA  
Client: Toole/T. Dennerlein  
Site Code: 6131 Task 2



PDI File #: 229078 ATR A (speed)

Count Date  
Thursday, January 12, 2023

**Speed (60-minute)**

NB																
Start Time:	1 to 14	15 to 19	20 to 24	25 to 29	30 to 34	35 to 39	40 to 44	45 to 49	50 to 54	55 to 59	60 to 64	65 to 69	70+	Total	85th %ile	Ave Speed
12:00 AM	2	0	3	3	30	5	0	0	0	0	0	0	0	43	34.0	31.0
1:00 AM	0	0	0	1	11	3	0	3	0	0	0	0	0	18	40.6	34.9
2:00 AM	0	0	0	0	5	12	0	1	0	0	0	0	0	18	37.9	35.5
3:00 AM	0	0	2	0	11	8	3	2	0	0	0	0	0	26	41.5	35.1
4:00 AM	1	2	4	15	17	16	4	0	0	1	0	1	0	61	39.0	32.3
5:00 AM	2	0	2	25	75	27	9	0	0	0	0	0	0	140	37.0	32.5
6:00 AM	1	1	15	74	116	58	8	1	0	0	0	0	0	274	36.0	31.4
7:00 AM	0	0	17	101	153	69	15	0	0	0	0	0	0	355	35.0	31.5
8:00 AM	1	8	34	142	144	36	7	0	1	0	0	0	0	373	34.0	29.5
9:00 AM	7	26	75	122	92	17	1	0	0	0	0	0	0	340	32.0	26.6
10:00 AM	4	11	38	118	116	27	2	0	0	0	0	0	0	316	33.0	28.7
11:00 AM	1	6	37	109	89	25	6	0	0	0	0	0	0	273	34.0	28.9
12:00 PM	3	8	44	149	110	19	4	1	0	0	0	0	0	338	33.0	28.4
1:00 PM	2	10	54	112	94	34	3	1	0	0	0	0	0	310	34.0	28.4
2:00 PM	4	24	76	148	95	18	4	0	0	0	0	0	0	369	32.0	27.0
3:00 PM	2	33	103	109	42	6	1	0	0	0	0	0	0	296	30.0	25.0
4:00 PM	3	18	91	138	81	9	1	1	0	1	0	0	0	343	31.0	26.6
5:00 PM	0	2	2	9	7	2	1	1	2	1	1	0	0	28	45.8	33.2
6:00 PM	0	2	18	56	34	13	4	5	2	1	0	0	0	135	36.0	30.3
7:00 PM	1	9	37	82	67	21	3	0	1	0	1	0	0	222	34.0	28.8
8:00 PM	0	5	12	54	63	32	4	0	0	0	0	0	0	170	35.7	30.3
9:00 PM	0	1	15	37	64	23	6	1	0	0	0	0	0	147	35.0	30.9
10:00 PM	0	3	3	25	32	19	5	0	0	0	0	0	0	87	36.1	31.4
11:00 PM	0	0	1	5	17	6	5	1	0	0	0	1	0	36	40.8	34.3
Total	34	169	683	1634	1565	505	96	18	6	4	2	2	0	4718	34.0	29.0
Percent	0.72%	3.58%	14.48%	34.63%	33.17%	10.70%	2.03%	0.38%	0.13%	0.08%	0.04%	0.04%	0.00%			

AM Peak	9:00 AM	9:00 AM	9:00 AM	8:00 AM	7:00 AM	7:00 AM	7:00 AM	1:00 AM	8:00 AM	4:00 AM		4:00 AM		8:00 AM
Volume	7	26	75	142	153	69	15	3	1	1	0	1	0	373

PM Peak	2:00 PM	3:00 PM	3:00 PM	12:00 PM	12:00 PM	1:00 PM	9:00 PM	6:00 PM	5:00 PM	4:00 PM	5:00 PM	11:00 PM		2:00 PM
Volume	4	33	103	149	110	34	6	5	2	1	1	1	0	369

15th Percentile:	24.0 MPH	Average Speed:	29.0 MPH	Posted Speed Limit:	35 MPH
50th Percentile:	29.0 MPH	10 MPH Pace:	25 to 34 MPH	Number of Vehicles > 35 MPH:	461
85th Percentile:	34.0 MPH	Number in Pace:	3199	Percent of Vehicles > 35 MPH:	9.8%
95th Percentile:	37.0 MPH	Percent in Pace:	67.8%		

Centre Street  
north of Lagrange Street  
City, State: West Roxbury, MA  
Client: Toole/T. Dennerlein  
Site Code: 6131 Task 2



PDI File #: 229078 ATR A (speed)

Count Date  
Thursday, January 12, 2023

**Speed (60-minute)**

SB																
Start Time:	1 to 14	15 to 19	20 to 24	25 to 29	30 to 34	35 to 39	40 to 44	45 to 49	50 to 54	55 to 59	60 to 64	65 to 69	70+	Total	85th %ile	Ave Speed
12:00 AM	0	0	7	17	13	6	4	0	1	0	0	0	0	48	36.0	30.6
1:00 AM	0	0	1	10	6	11	5	0	0	0	0	0	0	33	39.2	33.0
2:00 AM	0	1	1	4	5	5	2	2	1	1	1	0	0	23	46.4	36.5
3:00 AM	0	0	0	0	3	4	2	3	0	1	0	1	1	15	54.3	44.5
4:00 AM	0	0	0	6	6	8	0	2	0	0	1	0	0	23	38.7	35.0
5:00 AM	0	0	1	23	26	14	3	0	1	0	0	0	0	68	37.0	32.1
6:00 AM	1	1	15	43	70	34	5	0	0	0	0	0	0	169	35.8	30.9
7:00 AM	3	3	14	111	129	71	5	0	1	0	0	0	0	337	36.0	30.6
8:00 AM	4	6	41	124	135	26	5	0	1	0	0	0	0	342	33.0	29.1
9:00 AM	5	17	72	141	82	12	3	0	1	1	0	0	0	334	32.0	27.1
10:00 AM	0	5	46	109	109	21	2	0	0	0	0	0	0	292	33.0	28.6
11:00 AM	1	3	45	115	106	18	1	0	1	0	0	0	0	290	33.0	28.6
12:00 PM	2	8	36	141	90	18	3	1	0	0	0	0	0	299	33.0	28.4
1:00 PM	2	8	49	116	104	25	1	0	0	0	0	0	0	305	33.0	28.5
2:00 PM	4	17	55	172	110	25	3	2	0	0	0	0	0	388	32.0	27.8
3:00 PM	6	34	119	155	83	7	1	1	0	0	0	0	0	406	31.0	25.8
4:00 PM	2	14	96	179	94	13	6	0	1	0	0	0	0	405	31.0	27.0
5:00 PM	0	4	16	19	16	4	1	2	1	3	2	2	1	71	43.5	32.2
6:00 PM	0	3	17	89	67	11	2	2	2	0	0	0	0	193	33.0	29.4
7:00 PM	1	1	27	79	75	25	7	0	0	0	0	0	0	215	34.0	29.8
8:00 PM	0	1	15	69	72	19	4	0	0	0	0	0	0	180	34.0	29.9
9:00 PM	0	2	5	41	43	17	4	0	0	0	0	0	0	112	35.0	30.5
10:00 PM	0	0	4	22	53	12	3	2	0	0	0	0	0	96	35.0	31.6
11:00 PM	0	0	2	5	25	19	5	2	0	0	0	0	0	58	39.0	34.4
Total	31	128	684	1790	1522	425	77	19	11	6	4	3	2	4702	34.0	28.9
Percent	0.66%	2.72%	14.55%	38.07%	32.37%	9.04%	1.64%	0.40%	0.23%	0.13%	0.09%	0.06%	0.04%			

AM Peak	9:00 AM	9:00 AM	9:00 AM	9:00 AM	8:00 AM	7:00 AM	1:00 AM	3:00 AM	12:00 AM	2:00 AM	2:00 AM	3:00 AM	3:00 AM	8:00 AM
Volume	5	17	72	141	135	71	5	3	1	1	1	1	1	342
PM Peak	3:00 PM	3:00 PM	3:00 PM	4:00 PM	2:00 PM	1:00 PM	7:00 PM	2:00 PM	6:00 PM	5:00 PM	5:00 PM	5:00 PM	5:00 PM	3:00 PM
Volume	6	34	119	179	110	25	7	2	2	3	2	2	1	406

15th Percentile:	24.0 MPH	Average Speed:	28.9 MPH	Posted Speed Limit:	35 MPH
50th Percentile:	29.0 MPH	10 MPH Pace:	24 to 33 MPH	Number of Vehicles > 35 MPH:	393
85th Percentile:	34.0 MPH	Number in Pace:	3354	Percent of Vehicles > 35 MPH:	8.4%
95th Percentile:	37.0 MPH	Percent in Pace:	71.3%		

Centre Street  
north of Lagrange Street  
City, State: West Roxbury, MA  
Client: Toole/T. Dennerlein  
Site Code: 6131 Task 2



PDI File #: 229078 ATR A (speed)

Count Date  
Thursday, January 12, 2023

**Speed (60-minute)**

**Combined NB and SB**

Start Time:	1 to 14	15 to 19	20 to 24	25 to 29	30 to 34	35 to 39	40 to 44	45 to 49	50 to 54	55 to 59	60 to 64	65 to 69	70+	Total	85th %ile	Ave Speed
12:00 AM	2	0	10	20	43	11	4	0	1	0	0	0	0	91	35.0	30.8
1:00 AM	0	0	1	11	17	14	5	3	0	0	0	0	0	51	39.5	33.7
2:00 AM	0	1	1	4	10	17	2	3	1	1	1	0	0	41	42.0	36.0
3:00 AM	0	0	2	0	14	12	5	5	0	1	0	1	1	41	46.0	38.6
4:00 AM	1	2	4	21	23	24	4	2	0	1	1	1	0	84	39.0	33.0
5:00 AM	2	0	3	48	101	41	12	0	1	0	0	0	0	208	37.0	32.4
6:00 AM	2	2	30	117	186	92	13	1	0	0	0	0	0	443	36.0	31.2
7:00 AM	3	3	31	212	282	140	20	0	1	0	0	0	0	692	36.0	31.1
8:00 AM	5	14	75	266	279	62	12	0	2	0	0	0	0	715	33.9	29.3
9:00 AM	12	43	147	263	174	29	4	0	1	1	0	0	0	674	32.0	26.8
10:00 AM	4	16	84	227	225	48	4	0	0	0	0	0	0	608	33.0	28.6
11:00 AM	2	9	82	224	195	43	7	0	1	0	0	0	0	563	33.7	28.8
12:00 PM	5	16	80	290	200	37	7	2	0	0	0	0	0	637	33.0	28.4
1:00 PM	4	18	103	228	198	59	4	1	0	0	0	0	0	615	33.0	28.5
2:00 PM	8	41	131	320	205	43	7	2	0	0	0	0	0	757	32.0	27.4
3:00 PM	8	67	222	264	125	13	2	1	0	0	0	0	0	702	30.0	25.5
4:00 PM	5	32	187	317	175	22	7	1	1	1	0	0	0	748	31.0	26.9
5:00 PM	0	6	18	28	23	6	2	3	3	4	3	2	1	99	46.0	32.5
6:00 PM	0	5	35	145	101	24	6	7	4	1	0	0	0	328	34.0	29.8
7:00 PM	2	10	64	161	142	46	10	0	1	0	1	0	0	437	34.0	29.3
8:00 PM	0	6	27	123	135	51	8	0	0	0	0	0	0	350	35.0	30.1
9:00 PM	0	3	20	78	107	40	10	1	0	0	0	0	0	259	35.0	30.8
10:00 PM	0	3	7	47	85	31	8	2	0	0	0	0	0	183	36.0	31.5
11:00 PM	0	0	3	10	42	25	10	3	0	0	0	1	0	94	39.1	34.3
Total	65	297	1367	3424	3087	930	173	37	17	10	6	5	2	9420	34.0	29.0
Percent	0.69%	3.15%	14.51%	36.35%	32.77%	9.87%	1.84%	0.39%	0.18%	0.11%	0.06%	0.05%	0.02%			

AM Peak	9:00 AM	9:00 AM	9:00 AM	8:00 AM	7:00 AM	7:00 AM	7:00 AM	3:00 AM	8:00 AM	2:00 AM	2:00 AM	3:00 AM	3:00 AM	8:00 AM
Volume	12	43	147	266	282	140	20	5	2	1	1	1	1	715
PM Peak	2:00 PM	3:00 PM	3:00 PM	2:00 PM	2:00 PM	1:00 PM	7:00 PM	6:00 PM	6:00 PM	5:00 PM	5:00 PM	5:00 PM	5:00 PM	2:00 PM
Volume	8	67	222	320	205	59	10	7	4	4	3	2	1	757

15th Percentile:	24.0 MPH	Average Speed:	29.0 MPH	Posted Speed Limit:	35 MPH
50th Percentile:	29.0 MPH	10 MPH Pace:	24 to 33 MPH	Number of Vehicles > 35 MPH:	854
85th Percentile:	34.0 MPH	Number in Pace:	6550	Percent of Vehicles > 35 MPH:	9.1%
95th Percentile:	37.0 MPH	Percent in Pace:	69.5%		

Centre Street  
north of Lagrange Street  
City, State: West Roxbury, MA  
Client: Toole/T. Dennerlein  
Site Code: 6131 Task 2



PDI File #: 229078 ATR A (speed)

Count Date  
Friday, January 13, 2023

**Speed (60-minute)**

NB																
Start Time:	1 to 14	15 to 19	20 to 24	25 to 29	30 to 34	35 to 39	40 to 44	45 to 49	50 to 54	55 to 59	60 to 64	65 to 69	70+	Total	85th %ile	Ave Speed
12:00 AM	0	0	0	5	14	9	1	0	0	0	0	0	0	29	38.0	33.2
1:00 AM	0	1	2	2	6	1	3	0	0	0	1	0	0	16	41.8	33.6
2:00 AM	0	0	1	3	6	0	0	0	0	0	0	0	0	10	34.0	30.9
3:00 AM	0	0	0	6	5	1	0	0	0	0	0	0	0	12	33.4	30.5
4:00 AM	0	0	3	11	11	6	4	1	0	0	0	0	0	36	37.8	31.7
5:00 AM	0	2	4	28	41	32	5	0	0	0	0	0	0	112	36.4	31.9
6:00 AM	0	1	7	43	84	58	12	1	0	0	0	0	0	206	37.0	32.7
7:00 AM	2	5	23	84	147	58	7	1	0	0	0	0	0	327	35.0	30.7
8:00 AM	7	12	50	138	161	36	5	1	0	0	0	0	0	410	34.0	28.9
9:00 AM	8	16	57	109	70	23	6	0	0	0	0	0	0	289	33.0	27.4
10:00 AM	3	13	39	129	98	24	3	0	1	0	0	0	0	310	32.7	28.2
11:00 AM	3	18	42	132	82	26	1	0	0	0	0	0	0	304	32.6	27.8
12:00 PM	1	20	55	126	120	28	4	0	1	0	0	0	0	355	33.0	28.2
1:00 PM	7	10	68	144	92	19	1	0	0	0	0	0	0	341	32.0	27.3
2:00 PM	3	20	61	152	121	20	0	0	0	0	0	0	0	377	32.0	27.6
3:00 PM	8	37	109	129	73	24	1	0	0	0	0	0	0	381	31.0	26.0
4:00 PM	6	19	70	134	99	20	1	0	0	0	0	0	0	349	32.0	27.1
5:00 PM	7	17	84	142	82	18	1	0	0	0	0	0	0	351	32.0	26.7
6:00 PM	5	6	57	114	118	27	2	0	0	0	0	0	0	329	33.0	28.6
7:00 PM	2	5	32	97	87	22	6	2	1	0	0	0	0	254	34.0	29.2
8:00 PM	0	1	20	59	86	26	4	0	0	1	0	0	0	197	35.0	30.2
9:00 PM	2	0	10	54	53	20	5	4	1	1	0	0	0	150	36.7	31.0
10:00 PM	1	0	6	24	37	27	8	2	0	1	0	0	0	106	38.0	32.5
11:00 PM	0	0	2	10	19	19	5	0	0	0	0	0	0	55	38.0	33.2
Total	65	203	802	1875	1712	544	85	12	4	3	1	0	0	5306	34.0	28.6
Percent	1.23%	3.83%	15.11%	35.34%	32.27%	10.25%	1.60%	0.23%	0.08%	0.06%	0.02%	0.00%	0.00%			

AM Peak	9:00 AM	11:00 AM	9:00 AM	8:00 AM	8:00 AM	6:00 AM	6:00 AM	4:00 AM	10:00 AM		1:00 AM			8:00 AM
Volume	8	18	57	138	161	58	12	1	1	0	1	0	0	410
PM Peak	3:00 PM	3:00 PM	3:00 PM	2:00 PM	2:00 PM	12:00 PM	10:00 PM	9:00 PM	12:00 PM	8:00 PM				3:00 PM
Volume	8	37	109	152	121	28	8	4	1	1	0	0	0	381

15th Percentile:	23.0 MPH	Average Speed:	28.6 MPH	Posted Speed Limit:	35 MPH
50th Percentile:	29.0 MPH	10 MPH Pace:	24 to 33 MPH	Number of Vehicles > 35 MPH:	466
85th Percentile:	34.0 MPH	Number in Pace:	3606	Percent of Vehicles > 35 MPH:	8.8%
95th Percentile:	37.0 MPH	Percent in Pace:	68.0%		

Centre Street  
north of Lagrange Street  
City, State: West Roxbury, MA  
Client: Toole/T. Dennerlein  
Site Code: 6131 Task 2



PDI File #: 229078 ATR A (speed)

Count Date  
Friday, January 13, 2023

Speed (60-minute)

SB																
Start Time:	1 to 14	15 to 19	20 to 24	25 to 29	30 to 34	35 to 39	40 to 44	45 to 49	50 to 54	55 to 59	60 to 64	65 to 69	70+	Total	85th %ile	Ave Speed
12:00 AM	0	0	1	10	16	7	2	1	0	0	0	0	0	37	36.0	31.9
1:00 AM	0	0	0	4	6	7	0	1	0	0	0	0	0	18	35.5	33.2
2:00 AM	0	0	0	4	8	3	3	1	1	0	0	0	0	20	42.0	34.5
3:00 AM	0	0	1	5	2	3	2	1	0	0	0	0	0	14	40.1	33.1
4:00 AM	1	1	2	10	8	4	3	0	0	0	0	0	0	29	35.8	29.4
5:00 AM	0	1	3	18	26	20	3	1	0	0	0	0	0	72	38.0	32.6
6:00 AM	0	0	4	42	79	32	4	1	0	0	0	0	0	162	36.0	31.8
7:00 AM	3	1	13	114	133	43	11	1	0	0	0	0	0	319	35.0	30.6
8:00 AM	5	9	32	144	124	39	2	0	0	0	0	0	0	355	34.0	29.0
9:00 AM	4	14	61	139	88	19	2	2	0	0	0	0	0	329	32.0	27.5
10:00 AM	5	4	41	142	88	21	1	0	1	0	0	0	0	303	32.0	28.3
11:00 AM	2	8	49	141	111	26	2	1	0	0	0	0	0	340	33.0	28.5
12:00 PM	1	12	49	141	127	19	4	0	0	0	0	0	0	353	33.0	28.4
1:00 PM	0	6	45	148	109	24	1	0	1	0	0	0	0	334	32.0	28.6
2:00 PM	6	22	86	195	117	21	0	2	0	0	0	0	0	449	32.0	27.2
3:00 PM	4	29	95	196	90	14	1	0	0	0	0	0	0	429	31.0	26.6
4:00 PM	1	11	82	223	125	23	1	0	0	0	0	0	0	466	32.0	27.7
5:00 PM	3	20	98	178	93	10	1	1	0	0	0	0	0	404	31.0	26.6
6:00 PM	4	10	55	150	130	27	5	0	0	0	0	0	0	381	33.0	28.4
7:00 PM	0	3	41	129	115	25	0	0	0	0	0	0	0	313	33.0	28.9
8:00 PM	1	1	7	80	83	17	5	0	1	0	0	0	0	195	34.0	30.2
9:00 PM	0	0	4	48	73	25	7	2	1	0	0	0	0	160	36.0	31.8
10:00 PM	0	0	3	30	59	30	0	3	0	0	0	1	0	126	36.0	32.5
11:00 PM	0	0	2	11	51	24	4	3	1	1	0	0	0	97	37.0	33.8
Total	40	152	774	2302	1861	483	64	21	6	1	0	1	0	5705	33.0	28.7
Percent	0.70%	2.66%	13.57%	40.35%	32.62%	8.47%	1.12%	0.37%	0.11%	0.02%	0.00%	0.02%	0.00%			

AM Peak	8:00 AM	9:00 AM	9:00 AM	8:00 AM	7:00 AM	7:00 AM	7:00 AM	9:00 AM	2:00 AM					8:00 AM
Volume	5	14	61	144	133	43	11	2	1	0	0	0	0	355

PM Peak	2:00 PM	3:00 PM	5:00 PM	4:00 PM	6:00 PM	10:00 PM	9:00 PM	10:00 PM	1:00 PM	11:00 PM		10:00 PM		4:00 PM
Volume	6	29	98	223	130	30	7	3	1	1	0	1	0	466

15th Percentile:	24.0 MPH	Average Speed:	28.7 MPH	Posted Speed Limit:	35 MPH
50th Percentile:	29.0 MPH	10 MPH Pace:	24 to 33 MPH	Number of Vehicles > 35 MPH:	391
85th Percentile:	33.0 MPH	Number in Pace:	4222	Percent of Vehicles > 35 MPH:	6.9%
95th Percentile:	36.0 MPH	Percent in Pace:	74.0%		

Centre Street  
north of Lagrange Street  
City, State: West Roxbury, MA  
Client: Toole/T. Dennerlein  
Site Code: 6131 Task 2



PDI File #: 229078 ATR A (speed)

Count Date  
Friday, January 13, 2023

**Speed (60-minute)**

**Combined NB and SB**

Start Time:	1 to 14	15 to 19	20 to 24	25 to 29	30 to 34	35 to 39	40 to 44	45 to 49	50 to 54	55 to 59	60 to 64	65 to 69	70+	Total	85th %ile	Ave Speed
12:00 AM	0	0	1	15	30	16	3	1	0	0	0	0	0	66	37.3	32.5
1:00 AM	0	1	2	6	12	8	3	1	0	0	1	0	0	34	38.2	33.4
2:00 AM	0	0	1	7	14	3	3	1	1	0	0	0	0	30	40.3	33.3
3:00 AM	0	0	1	11	7	4	2	1	0	0	0	0	0	26	38.3	31.9
4:00 AM	1	1	5	21	19	10	7	1	0	0	0	0	0	65	37.0	30.7
5:00 AM	0	3	7	46	67	52	8	1	0	0	0	0	0	184	38.0	32.2
6:00 AM	0	1	11	85	163	90	16	2	0	0	0	0	0	368	36.0	32.3
7:00 AM	5	6	36	198	280	101	18	2	0	0	0	0	0	646	35.0	30.7
8:00 AM	12	21	82	282	285	75	7	1	0	0	0	0	0	765	34.0	29.0
9:00 AM	12	30	118	248	158	42	8	2	0	0	0	0	0	618	33.0	27.5
10:00 AM	8	17	80	271	186	45	4	0	2	0	0	0	0	613	32.2	28.2
11:00 AM	5	26	91	273	193	52	3	1	0	0	0	0	0	644	33.0	28.2
12:00 PM	2	32	104	267	247	47	8	0	1	0	0	0	0	708	33.0	28.3
1:00 PM	7	16	113	292	201	43	2	0	1	0	0	0	0	675	32.0	27.9
2:00 PM	9	42	147	347	238	41	0	2	0	0	0	0	0	826	32.0	27.4
3:00 PM	12	66	204	325	163	38	2	0	0	0	0	0	0	810	31.0	26.3
4:00 PM	7	30	152	357	224	43	2	0	0	0	0	0	0	815	32.0	27.4
5:00 PM	10	37	182	320	175	28	2	1	0	0	0	0	0	755	31.0	26.7
6:00 PM	9	16	112	264	248	54	7	0	0	0	0	0	0	710	33.0	28.5
7:00 PM	2	8	73	226	202	47	6	2	1	0	0	0	0	567	33.0	29.0
8:00 PM	1	2	27	139	169	43	9	0	1	1	0	0	0	392	34.0	30.2
9:00 PM	2	0	14	102	126	45	12	6	2	1	0	0	0	310	36.0	31.4
10:00 PM	1	0	9	54	96	57	8	5	0	1	0	1	0	232	36.0	32.5
11:00 PM	0	0	4	21	70	43	9	3	1	1	0	0	0	152	38.0	33.5
<b>Total</b>	<b>105</b>	<b>355</b>	<b>1576</b>	<b>4177</b>	<b>3573</b>	<b>1027</b>	<b>149</b>	<b>33</b>	<b>10</b>	<b>4</b>	<b>1</b>	<b>1</b>	<b>0</b>	<b>11011</b>	<b>34.0</b>	<b>28.7</b>
<b>Percent</b>	<b>0.95%</b>	<b>3.22%</b>	<b>14.31%</b>	<b>37.93%</b>	<b>32.45%</b>	<b>9.33%</b>	<b>1.35%</b>	<b>0.30%</b>	<b>0.09%</b>	<b>0.04%</b>	<b>0.01%</b>	<b>0.01%</b>	<b>0.00%</b>			

AM Peak	8:00 AM	9:00 AM	9:00 AM	8:00 AM	8:00 AM	7:00 AM	7:00 AM	6:00 AM	10:00 AM		1:00 AM			8:00 AM
Volume	12	30	118	282	285	101	18	2	2	0	1	0	0	765
PM Peak	3:00 PM	3:00 PM	3:00 PM	4:00 PM	6:00 PM	10:00 PM	9:00 PM	9:00 PM	9:00 PM	8:00 PM		10:00 PM		2:00 PM
Volume	12	66	204	357	248	57	12	6	2	1	0	1	0	826

15th Percentile:	24.0 MPH	Average Speed:	28.7 MPH	Posted Speed Limit:	35 MPH
50th Percentile:	29.0 MPH	10 MPH Pace:	24 to 33 MPH	Number of Vehicles > 35 MPH:	857
85th Percentile:	34.0 MPH	Number in Pace:	7828	Percent of Vehicles > 35 MPH:	7.8%
95th Percentile:	37.0 MPH	Percent in Pace:	71.1%		

Centre Street  
north of Lagrange Street  
City, State: West Roxbury, MA  
Client: Toole/T. Dennerlein  
Site Code: 6131 Task 2



PDI File #: 229078 ATR A (speed)

Count Date  
Saturday, January 14, 2023

**Speed (60-minute)**

NB																
Start Time:	1 to 14	15 to 19	20 to 24	25 to 29	30 to 34	35 to 39	40 to 44	45 to 49	50 to 54	55 to 59	60 to 64	65 to 69	70+	Total	85th %ile	Ave Speed
12:00 AM	0	0	3	11	17	14	4	0	0	1	0	0	0	50	38.0	33.4
1:00 AM	0	0	2	7	13	15	3	0	0	0	0	0	0	40	37.0	33.2
2:00 AM	0	0	2	3	5	3	1	0	0	0	0	0	0	14	39.0	31.4
3:00 AM	0	0	1	4	4	5	1	0	0	0	0	0	0	15	37.9	32.9
4:00 AM	0	0	0	2	9	5	0	0	0	0	0	0	0	16	35.0	32.6
5:00 AM	0	1	0	6	22	8	2	0	0	0	0	0	0	39	36.0	32.5
6:00 AM	2	2	2	23	58	29	7	0	0	0	0	0	0	123	37.0	32.0
7:00 AM	1	2	9	50	98	33	4	1	0	0	0	0	0	198	35.0	31.1
8:00 AM	0	2	26	82	114	35	6	0	0	0	0	0	0	265	35.0	30.4
9:00 AM	4	11	27	101	79	34	7	0	0	0	0	0	0	263	35.0	29.0
10:00 AM	4	13	68	96	106	25	3	0	0	0	0	0	0	315	33.0	27.9
11:00 AM	4	15	43	144	116	30	6	1	0	0	0	0	0	359	34.0	28.6
12:00 PM	3	14	48	163	130	25	7	2	0	0	0	0	0	392	33.0	28.5
1:00 PM	1	10	63	124	118	29	3	0	0	0	0	0	0	348	33.0	28.5
2:00 PM	6	11	67	110	122	23	4	0	0	0	0	0	0	343	33.0	28.3
3:00 PM	2	5	36	124	131	50	5	0	0	0	0	0	0	353	35.0	29.9
4:00 PM	0	5	33	136	126	53	6	0	0	0	0	0	0	359	35.0	29.9
5:00 PM	1	6	40	110	89	42	5	0	0	0	0	0	0	293	35.0	29.2
6:00 PM	1	10	30	121	110	31	2	0	0	0	0	0	0	305	33.0	29.0
7:00 PM	1	3	15	78	129	33	6	0	0	0	0	0	0	265	34.0	30.4
8:00 PM	0	1	16	44	69	35	5	1	0	0	0	0	0	171	36.0	31.0
9:00 PM	0	3	6	33	71	27	9	0	0	0	0	0	0	149	36.0	31.9
10:00 PM	0	1	3	25	55	34	4	0	1	0	0	0	0	123	37.0	32.7
11:00 PM	0	0	2	16	31	33	8	1	0	0	0	0	0	91	38.0	33.7
Total	30	115	542	1613	1822	651	108	6	1	1	0	0	0	4889	35.0	29.7
Percent	0.61%	2.35%	11.09%	32.99%	37.27%	13.32%	2.21%	0.12%	0.02%	0.02%	0.00%	0.00%	0.00%			

AM Peak	9:00 AM	11:00 AM	10:00 AM	11:00 AM	11:00 AM	8:00 AM	6:00 AM	7:00 AM		12:00 AM				11:00 AM
Volume	4	15	68	144	116	35	7	1	0	1	0	0	0	359

PM Peak	2:00 PM	12:00 PM	2:00 PM	12:00 PM	3:00 PM	4:00 PM	9:00 PM	12:00 PM	10:00 PM					12:00 PM
Volume	6	14	67	163	131	53	9	2	1	0	0	0	0	392

15th Percentile:	25.0 MPH	Average Speed:	29.7 MPH	Posted Speed Limit:	35 MPH
50th Percentile:	30.0 MPH	10 MPH Pace:	25 to 34 MPH	Number of Vehicles > 35 MPH:	558
85th Percentile:	35.0 MPH	Number in Pace:	3435	Percent of Vehicles > 35 MPH:	11.4%
95th Percentile:	38.0 MPH	Percent in Pace:	70.3%		

Centre Street  
north of Lagrange Street  
City, State: West Roxbury, MA  
Client: Toole/T. Dennerlein  
Site Code: 6131 Task 2



PDI File #: 229078 ATR A (speed)

Count Date  
Saturday, January 14, 2023

Speed (60-minute)

SB																
Start Time:	1 to 14	15 to 19	20 to 24	25 to 29	30 to 34	35 to 39	40 to 44	45 to 49	50 to 54	55 to 59	60 to 64	65 to 69	70+	Total	85th %ile	Ave Speed
12:00 AM	1	0	0	8	30	15	5	1	0	1	0	0	0	61	39.0	33.8
1:00 AM	0	0	0	5	9	10	2	0	0	2	0	0	0	28	39.0	35.1
2:00 AM	0	0	1	4	13	8	2	0	0	0	0	0	0	28	35.0	32.8
3:00 AM	0	0	0	12	7	4	1	0	1	0	0	0	0	25	37.4	32.0
4:00 AM	0	0	1	12	10	4	2	0	1	0	0	0	0	30	36.3	31.4
5:00 AM	0	1	0	12	16	3	1	3	0	0	0	0	0	36	36.8	31.8
6:00 AM	0	0	5	18	33	17	4	0	0	0	0	0	0	77	36.0	31.7
7:00 AM	2	1	9	37	77	32	3	0	0	0	0	0	0	161	36.0	31.3
8:00 AM	1	3	19	69	94	37	2	1	0	0	0	0	0	226	35.0	30.2
9:00 AM	1	11	41	119	111	29	3	0	0	0	0	0	0	315	33.0	28.9
10:00 AM	4	16	52	128	84	26	0	0	0	0	0	0	0	310	33.0	27.7
11:00 AM	5	4	42	164	109	18	3	0	0	0	0	0	0	345	32.0	28.2
12:00 PM	2	15	37	154	128	24	3	1	0	0	0	0	0	364	33.0	28.6
1:00 PM	4	4	35	153	131	25	3	1	0	0	0	0	0	356	33.0	28.9
2:00 PM	0	2	35	113	140	31	2	1	0	0	0	0	0	324	34.0	29.6
3:00 PM	0	2	17	109	142	31	6	1	0	0	0	0	0	308	34.0	30.4
4:00 PM	2	5	21	120	115	34	7	0	0	0	0	0	0	304	34.0	29.6
5:00 PM	0	4	28	127	100	22	2	0	0	0	0	0	0	283	33.0	29.0
6:00 PM	2	5	21	86	100	21	9	0	0	0	0	0	0	244	34.0	29.8
7:00 PM	0	1	14	70	105	29	3	1	0	0	0	0	0	223	34.0	30.5
8:00 PM	1	2	6	58	82	31	5	2	0	0	0	0	0	187	35.0	31.0
9:00 PM	0	1	6	47	72	17	2	1	0	0	0	0	0	146	34.0	30.7
10:00 PM	0	1	3	21	44	19	7	0	1	0	0	0	0	96	37.8	32.4
11:00 PM	0	0	3	11	42	23	2	2	1	0	0	0	0	84	37.0	33.1
Total	25	78	396	1657	1794	510	79	15	4	3	0	0	0	4561	34.0	29.8
Percent	0.55%	1.71%	8.68%	36.33%	39.33%	11.18%	1.73%	0.33%	0.09%	0.07%	0.00%	0.00%	0.00%			

AM Peak	11:00 AM	10:00 AM	10:00 AM	11:00 AM	9:00 AM	8:00 AM	12:00 AM	5:00 AM	3:00 AM	1:00 AM					11:00 AM
Volume	5	16	52	164	111	37	5	3	1	2	0	0	0	0	345

PM Peak	1:00 PM	12:00 PM	12:00 PM	12:00 PM	3:00 PM	4:00 PM	6:00 PM	8:00 PM	10:00 PM						12:00 PM
Volume	4	15	37	154	142	34	9	2	1	0	0	0	0	0	364

15th Percentile:	25.0 MPH	Average Speed:	29.8 MPH	Posted Speed Limit:	35 MPH
50th Percentile:	30.0 MPH	10 MPH Pace:	25 to 34 MPH	Number of Vehicles > 35 MPH:	429
85th Percentile:	34.0 MPH	Number in Pace:	3451	Percent of Vehicles > 35 MPH:	9.4%
95th Percentile:	37.0 MPH	Percent in Pace:	75.7%		



Centre Street  
north of Lagrange Street  
City, State: West Roxbury, MA  
Client: Toole/T. Dennerlein  
Site Code: 6131 Task 2



PDI File #: 229078 ATR A (speed)

Count Date  
Saturday, January 14, 2023

**Speed (60-minute)**

**Combined NB and SB**

Start Time:	1 to 14	15 to 19	20 to 24	25 to 29	30 to 34	35 to 39	40 to 44	45 to 49	50 to 54	55 to 59	60 to 64	65 to 69	70+	Total	85th %ile	Ave Speed
12:00 AM	1	0	3	19	47	29	9	1	0	2	0	0	0	111	38.5	33.6
1:00 AM	0	0	2	12	22	25	5	0	0	2	0	0	0	68	38.0	34.0
2:00 AM	0	0	3	7	18	11	3	0	0	0	0	0	0	42	38.0	32.3
3:00 AM	0	0	1	16	11	9	2	0	1	0	0	0	0	40	38.0	32.4
4:00 AM	0	0	1	14	19	9	2	0	1	0	0	0	0	46	35.3	31.8
5:00 AM	0	2	0	18	38	11	3	3	0	0	0	0	0	75	36.0	32.1
6:00 AM	2	2	7	41	91	46	11	0	0	0	0	0	0	200	37.0	31.9
7:00 AM	3	3	18	87	175	65	7	1	0	0	0	0	0	359	35.3	31.2
8:00 AM	1	5	45	151	208	72	8	1	0	0	0	0	0	491	35.0	30.3
9:00 AM	5	22	68	220	190	63	10	0	0	0	0	0	0	578	34.0	28.9
10:00 AM	8	29	120	224	190	51	3	0	0	0	0	0	0	625	33.0	27.8
11:00 AM	9	19	85	308	225	48	9	1	0	0	0	0	0	704	33.0	28.4
12:00 PM	5	29	85	317	258	49	10	3	0	0	0	0	0	756	33.0	28.6
1:00 PM	5	14	98	277	249	54	6	1	0	0	0	0	0	704	33.0	28.7
2:00 PM	6	13	102	223	262	54	6	1	0	0	0	0	0	667	33.0	28.9
3:00 PM	2	7	53	233	273	81	11	1	0	0	0	0	0	661	34.0	30.1
4:00 PM	2	10	54	256	241	87	13	0	0	0	0	0	0	663	34.7	29.7
5:00 PM	1	10	68	237	189	64	7	0	0	0	0	0	0	576	34.0	29.1
6:00 PM	3	15	51	207	210	52	11	0	0	0	0	0	0	549	34.0	29.4
7:00 PM	1	4	29	148	234	62	9	1	0	0	0	0	0	488	34.0	30.5
8:00 PM	1	3	22	102	151	66	10	3	0	0	0	0	0	358	35.0	31.0
9:00 PM	0	4	12	80	143	44	11	1	0	0	0	0	0	295	35.0	31.3
10:00 PM	0	2	6	46	99	53	11	0	2	0	0	0	0	219	37.3	32.6
11:00 PM	0	0	5	27	73	56	10	3	1	0	0	0	0	175	38.0	33.4
Total	55	193	938	3270	3616	1161	187	21	5	4	0	0	0	9450	34.0	29.7
Percent	0.58%	2.04%	9.93%	34.60%	38.26%	12.29%	1.98%	0.22%	0.05%	0.04%	0.00%	0.00%	0.00%			

AM Peak	11:00 AM	10:00 AM	10:00 AM	11:00 AM	11:00 AM	8:00 AM	6:00 AM	5:00 AM	3:00 AM	12:00 AM					11:00 AM
Volume	9	29	120	308	225	72	11	3	1	2	0	0	0	0	704

PM Peak	2:00 PM	12:00 PM	2:00 PM	12:00 PM	3:00 PM	4:00 PM	4:00 PM	12:00 PM	10:00 PM						12:00 PM
Volume	6	29	102	317	273	87	13	3	2	0	0	0	0	0	756

15th Percentile:	25.0 MPH	Average Speed:	29.7 MPH	Posted Speed Limit:	35 MPH
50th Percentile:	30.0 MPH	10 MPH Pace:	25 to 34 MPH	Number of Vehicles > 35 MPH:	987
85th Percentile:	34.0 MPH	Number in Pace:	6886	Percent of Vehicles > 35 MPH:	10.4%
95th Percentile:	37.5 MPH	Percent in Pace:	72.9%		

Centre Street  
 between Willow Street & Corey Street  
 City, State: West Roxbury, MA  
 Client: Toole/T. Dennerlein  
 Site Code: 6131 Task 2



PRECISION  
 DATA  
 INDUSTRIES, LLC

157 Washington Street, Suite 2  
 Hudson, MA 01749  
 Office: 508-875-0100 Fax: 508-875-0118

PDI File #: 229078 ATR B

Count Date: Thursday, January 12, 2023  
 Direction: NB

AM	Bicycles	Motorcycle	Cars & Light Goods	Buses	Single Unit Heavy	Multi Unit Heavy	Total
12:00 AM	0	0	8	1	0	0	9
12:15 AM	0	0	10	0	0	0	10
12:30 AM	0	0	6	1	1	0	8
12:45 AM	0	0	0	1	0	0	1
1:00 AM	0	0	7	0	0	0	7
1:15 AM	0	0	2	0	0	0	2
1:30 AM	0	0	3	0	0	0	3
1:45 AM	0	0	0	1	0	0	1
2:00 AM	0	0	3	0	0	0	3
2:15 AM	0	0	2	0	0	0	2
2:30 AM	0	0	3	0	0	0	3
2:45 AM	0	0	3	0	1	0	4
3:00 AM	0	0	5	0	0	1	6
3:15 AM	0	0	1	0	0	0	1
3:30 AM	0	0	4	0	0	0	4
3:45 AM	0	0	1	0	0	0	1
4:00 AM	0	0	2	0	0	0	2
4:15 AM	0	0	7	0	0	0	7
4:30 AM	0	0	6	0	0	0	6
4:45 AM	0	0	9	0	1	1	11
5:00 AM	0	0	14	1	0	0	15
5:15 AM	0	0	23	1	0	0	24
5:30 AM	0	0	30	1	1	0	32
5:45 AM	1	0	32	1	0	0	34
6:00 AM	0	0	39	3	1	0	43
6:15 AM	0	0	57	6	2	1	66
6:30 AM	0	0	70	4	1	0	75
6:45 AM	0	0	62	3	4	0	69
7:00 AM	0	0	77	5	3	0	85
7:15 AM	0	1	102	6	6	2	117
7:30 AM	0	0	94	2	2	2	100
7:45 AM	0	0	110	5	3	0	118
8:00 AM	0	0	106	4	4	1	115
8:15 AM	0	0	114	4	1	0	119
8:30 AM	0	0	93	4	1	1	99
8:45 AM	0	0	84	3	2	0	89
9:00 AM	0	0	99	5	5	3	112
9:15 AM	0	0	127	5	4	1	137
9:30 AM	0	0	114	6	4	0	124
9:45 AM	0	0	73	4	4	0	81
10:00 AM	0	0	86	3	1	0	90
10:15 AM	0	0	89	1	5	0	95
10:30 AM	0	0	66	2	4	0	72
10:45 AM	0	0	102	4	1	0	107
11:00 AM	1	0	85	0	3	0	89
11:15 AM	0	0	93	2	3	0	98
11:30 AM	0	0	105	1	2	0	108
11:45 AM	0	0	95	1	2	0	98

PM	Bicycles	Motorcycle	Cars & Light Goods	Buses	Single Unit Heavy	Multi Unit Heavy	Total
12:00 PM	0	0	111	2	2	0	115
12:15 PM	0	0	101	0	3	0	104
12:30 PM	0	0	117	2	2	0	121
12:45 PM	0	0	113	1	3	0	117
1:00 PM	0	0	114	2	0	0	116
1:15 PM	0	0	102	0	4	0	106
1:30 PM	1	0	105	2	0	0	108
1:45 PM	2	0	99	2	4	1	108
2:00 PM	0	0	97	0	1	0	98
2:15 PM	0	0	118	3	2	0	123
2:30 PM	0	0	96	2	1	1	100
2:45 PM	0	0	120	2	3	0	125
3:00 PM	0	0	118	4	3	0	125
3:15 PM	0	0	105	3	1	1	110
3:30 PM	1	0	130	7	1	0	139
3:45 PM	0	0	138	4	1	1	144
4:00 PM	2	0	125	5	0	1	133
4:15 PM	0	0	151	6	0	0	157
4:30 PM	0	0	144	4	0	0	148
4:45 PM	0	0	107	3	1	0	111
5:00 PM	1	0	116	3	2	0	122
5:15 PM	0	0	139	3	0	0	142
5:30 PM	0	1	129	4	0	0	134
5:45 PM	0	0	110	3	0	0	113
6:00 PM	0	0	118	3	1	0	122
6:15 PM	0	0	133	5	1	0	139
6:30 PM	0	0	118	3	1	0	122
6:45 PM	1	0	101	2	0	0	104
7:00 PM	0	0	91	3	0	0	94
7:15 PM	0	0	107	2	0	0	109
7:30 PM	0	0	100	2	1	0	103
7:45 PM	0	0	82	1	1	0	84
8:00 PM	0	0	75	1	0	0	76
8:15 PM	0	0	57	0	0	0	57
8:30 PM	0	1	84	2	0	0	87
8:45 PM	0	0	64	0	0	0	64
9:00 PM	0	0	55	1	0	0	56
9:15 PM	0	0	47	1	0	0	48
9:30 PM	0	0	36	1	0	1	38
9:45 PM	0	0	34	0	0	0	34
10:00 PM	0	0	28	1	0	0	29
10:15 PM	0	0	37	0	0	0	37
10:30 PM	0	0	24	1	0	0	25
10:45 PM	0	0	19	0	0	0	19
11:00 PM	0	0	25	1	0	0	26
11:15 PM	0	0	18	0	0	0	18
11:30 PM	0	0	14	1	0	0	15
11:45 PM	0	0	12	0	0	0	12

AM Total 2 1 2323 91 72 13 2502  
 Percentage 0.08% 0.04% 92.85% 3.64% 2.88% 0.52%

AM Peak 5:00 AM 6:30 AM 7:30 AM 9:00 AM 9:00 AM 7:15 AM 8:45 AM  
 Volume 1 1 424 20 17 5 462

PM Total 8 2 4284 98 39 6 4437  
 Percentage 0.18% 0.05% 96.55% 2.21% 0.88% 0.14%

PM Peak 1:00 PM 4:45 PM 3:45 PM 3:30 PM 12:00 PM 3:15 PM 3:45 PM  
 Volume 3 1 558 22 10 3 582

Day Total 10 3 6607 189 111 19 6939  
 Percentage 0.14% 0.04% 95.22% 2.72% 1.60% 0.27%

Centre Street  
 between Willow Street & Corey Street  
 City, State: West Roxbury, MA  
 Client: Toole/T. Dennerlein  
 Site Code: 6131 Task 2



PRECISION  
 DATA  
 INDUSTRIES, LLC

157 Washington Street, Suite 2  
 Hudson, MA 01749  
 Office: 508-875-0100 Fax: 508-875-0118

PDI File #: 229078 ATR B

Count Date: Friday, January 13, 2023  
 Direction: NB

AM	Bicycles	Motorcycle	Cars & Light Goods	Buses	Single Unit Heavy	Multi Unit Heavy	Total
12:00 AM	0	0	11	1	0	0	12
12:15 AM	0	0	6	0	0	0	6
12:30 AM	0	0	3	1	0	0	4
12:45 AM	0	0	6	0	0	0	6
1:00 AM	0	0	2	1	0	0	3
1:15 AM	0	0	4	0	0	0	4
1:30 AM	0	0	4	0	0	1	5
1:45 AM	0	0	3	1	0	1	5
2:00 AM	0	0	3	0	1	0	4
2:15 AM	0	0	2	0	0	0	2
2:30 AM	0	0	1	0	0	0	1
2:45 AM	0	0	2	0	0	0	2
3:00 AM	0	0	4	0	0	0	4
3:15 AM	0	0	3	0	0	0	3
3:30 AM	0	0	1	0	1	0	2
3:45 AM	0	0	3	0	1	0	4
4:00 AM	0	0	4	0	1	0	5
4:15 AM	0	0	4	0	0	0	4
4:30 AM	0	0	1	0	3	0	4
4:45 AM	0	0	10	0	3	0	13
5:00 AM	0	0	12	1	0	0	13
5:15 AM	0	0	25	1	0	0	26
5:30 AM	0	0	24	1	0	0	25
5:45 AM	0	0	24	1	2	0	27
6:00 AM	0	0	39	2	0	0	41
6:15 AM	0	0	48	7	0	1	56
6:30 AM	0	0	61	5	1	1	68
6:45 AM	0	0	67	2	1	1	71
7:00 AM	0	0	75	2	3	0	80
7:15 AM	0	0	80	6	3	1	90
7:30 AM	0	0	88	3	2	2	95
7:45 AM	0	0	116	5	1	0	122
8:00 AM	1	0	121	3	3	0	128
8:15 AM	0	0	99	3	3	0	105
8:30 AM	0	0	115	5	4	0	124
8:45 AM	0	0	112	4	2	0	118
9:00 AM	0	0	85	5	3	1	94
9:15 AM	0	0	115	4	4	3	126
9:30 AM	0	0	115	6	3	1	125
9:45 AM	1	1	74	3	0	0	79
10:00 AM	0	0	89	4	4	0	97
10:15 AM	0	0	86	1	1	0	88
10:30 AM	0	0	79	1	0	0	80
10:45 AM	0	0	98	3	2	0	103
11:00 AM	1	0	70	0	0	0	71
11:15 AM	0	0	68	1	2	0	71
11:30 AM	0	1	100	1	0	0	102
11:45 AM	0	0	113	1	2	0	116

PM	Bicycles	Motorcycle	Cars & Light Goods	Buses	Single Unit Heavy	Multi Unit Heavy	Total
12:00 PM	0	0	111	1	5	0	117
12:15 PM	0	0	110	1	2	0	113
12:30 PM	0	1	98	3	3	0	105
12:45 PM	0	0	116	1	2	0	119
1:00 PM	0	1	134	3	2	0	140
1:15 PM	0	0	126	1	0	0	127
1:30 PM	0	0	140	4	5	0	149
1:45 PM	0	0	111	2	1	0	114
2:00 PM	0	0	127	1	0	1	129
2:15 PM	2	0	128	1	0	0	131
2:30 PM	0	0	135	1	2	0	138
2:45 PM	0	0	135	3	3	0	141
3:00 PM	1	0	107	4	1	0	113
3:15 PM	0	0	120	4	0	0	124
3:30 PM	0	0	158	9	0	0	167
3:45 PM	0	0	144	4	0	0	148
4:00 PM	0	0	155	2	3	1	161
4:15 PM	0	0	156	4	0	1	161
4:30 PM	1	1	105	5	1	0	113
4:45 PM	0	0	135	1	1	0	137
5:00 PM	0	0	125	5	0	0	130
5:15 PM	0	0	135	3	0	0	138
5:30 PM	0	0	149	4	1	0	154
5:45 PM	0	0	130	3	0	0	133
6:00 PM	0	0	116	3	1	0	120
6:15 PM	0	0	148	6	0	0	154
6:30 PM	0	0	134	3	3	0	140
6:45 PM	0	0	117	2	1	0	120
7:00 PM	0	0	115	4	0	0	119
7:15 PM	1	0	110	2	0	0	113
7:30 PM	0	0	94	2	0	0	96
7:45 PM	0	0	89	1	0	0	90
8:00 PM	1	0	80	1	0	0	82
8:15 PM	1	0	113	1	1	0	116
8:30 PM	0	1	60	1	1	1	64
8:45 PM	0	0	50	0	0	0	50
9:00 PM	0	0	46	1	0	1	48
9:15 PM	0	0	65	1	0	0	66
9:30 PM	0	0	50	1	0	0	51
9:45 PM	0	0	48	0	0	0	48
10:00 PM	0	0	52	1	0	0	53
10:15 PM	1	0	36	0	0	0	37
10:30 PM	0	0	33	1	0	0	34
10:45 PM	0	0	25	0	0	0	25
11:00 PM	0	0	29	1	0	0	30
11:15 PM	0	0	32	0	0	0	32
11:30 PM	0	0	11	1	0	0	12
11:45 PM	0	0	21	0	0	0	21

<b>AM Total</b>	<b>3</b>	<b>2</b>	<b>2275</b>	<b>85</b>	<b>56</b>	<b>13</b>	<b>2434</b>
<b>Percentage</b>	<b>0.12%</b>	<b>0.08%</b>	<b>93.47%</b>	<b>3.49%</b>	<b>2.30%</b>	<b>0.53%</b>	
<b>AM Peak</b>	<b>7:15 AM</b>	<b>9:00 AM</b>	<b>7:45 AM</b>	<b>8:45 AM</b>	<b>8:30 AM</b>	<b>8:45 AM</b>	<b>7:45 AM</b>
<b>Volume</b>	<b>1</b>	<b>1</b>	<b>451</b>	<b>19</b>	<b>13</b>	<b>5</b>	<b>479</b>

<b>PM Total</b>	<b>8</b>	<b>4</b>	<b>4764</b>	<b>103</b>	<b>39</b>	<b>5</b>	<b>4923</b>
<b>Percentage</b>	<b>0.16%</b>	<b>0.08%</b>	<b>96.77%</b>	<b>2.09%</b>	<b>0.79%</b>	<b>0.10%</b>	
<b>PM Peak</b>	<b>2:15 PM</b>	<b>12:15 PM</b>	<b>3:30 PM</b>	<b>3:00 PM</b>	<b>12:00 PM</b>	<b>3:30 PM</b>	<b>3:30 PM</b>
<b>Volume</b>	<b>3</b>	<b>2</b>	<b>613</b>	<b>21</b>	<b>12</b>	<b>2</b>	<b>637</b>
<b>Day Total</b>	<b>11</b>	<b>6</b>	<b>7039</b>	<b>188</b>	<b>95</b>	<b>18</b>	<b>7357</b>
<b>Percentage</b>	<b>0.15%</b>	<b>0.08%</b>	<b>95.68%</b>	<b>2.56%</b>	<b>1.29%</b>	<b>0.24%</b>	

Centre Street  
 between Willow Street & Corey Street  
 City, State: West Roxbury, MA  
 Client: Toole/T. Dennerlein  
 Site Code: 6131 Task 2



PRECISION  
 DATA  
 INDUSTRIES, LLC

157 Washington Street, Suite 2  
 Hudson, MA 01749  
 Office: 508-875-0100 Fax: 508-875-0118

PDI File #: 229078 ATR B

Count Date: Saturday, January 14, 2023  
 Direction: NB

AM	Bicycles	Motorcycle	Cars & Light Goods	Buses	Single Unit Heavy	Multi Unit Heavy	Total
12:00 AM	0	0	20	1	0	0	21
12:15 AM	0	0	8	0	0	0	8
12:30 AM	0	0	14	1	1	0	16
12:45 AM	0	0	11	1	0	0	12
1:00 AM	0	0	16	0	0	0	16
1:15 AM	0	0	9	0	1	0	10
1:30 AM	0	0	6	0	0	0	6
1:45 AM	0	0	5	0	0	0	5
2:00 AM	0	0	6	1	0	0	7
2:15 AM	0	0	5	0	0	0	5
2:30 AM	0	0	1	0	0	0	1
2:45 AM	0	0	4	0	0	0	4
3:00 AM	0	0	2	0	2	0	4
3:15 AM	0	0	1	0	0	1	2
3:30 AM	0	0	2	0	0	0	2
3:45 AM	0	0	2	0	0	0	2
4:00 AM	0	0	4	0	0	0	4
4:15 AM	0	0	7	0	1	0	8
4:30 AM	0	0	2	0	0	0	2
4:45 AM	0	0	3	0	1	0	4
5:00 AM	0	0	9	1	0	0	10
5:15 AM	0	0	8	0	0	0	8
5:30 AM	0	0	9	0	2	0	11
5:45 AM	0	0	10	1	0	0	11
6:00 AM	0	0	21	1	1	0	23
6:15 AM	0	0	18	1	2	0	21
6:30 AM	0	0	19	2	3	0	24
6:45 AM	0	0	25	1	1	0	27
7:00 AM	0	0	31	1	1	2	35
7:15 AM	0	0	27	2	0	0	29
7:30 AM	0	0	36	1	1	1	39
7:45 AM	0	0	50	1	4	0	55
8:00 AM	0	0	62	1	0	0	63
8:15 AM	0	0	55	2	4	0	61
8:30 AM	0	0	56	1	5	0	62
8:45 AM	0	0	78	2	2	0	82
9:00 AM	0	0	65	1	3	0	69
9:15 AM	0	0	61	2	1	0	64
9:30 AM	0	1	92	1	3	1	98
9:45 AM	0	0	106	0	1	0	107
10:00 AM	0	0	126	3	1	0	130
10:15 AM	0	0	102	1	1	0	104
10:30 AM	0	0	118	1	0	1	120
10:45 AM	0	0	132	0	1	0	133
11:00 AM	0	0	137	3	0	0	140
11:15 AM	0	0	120	1	1	0	122
11:30 AM	0	0	118	1	0	0	119
11:45 AM	0	0	148	2	1	0	151

PM	Bicycles	Motorcycle	Cars & Light Goods	Buses	Single Unit Heavy	Multi Unit Heavy	Total
12:00 PM	0	0	148	0	2	0	150
12:15 PM	0	0	133	2	1	0	136
12:30 PM	0	0	133	2	0	0	135
12:45 PM	0	0	128	1	0	0	129
1:00 PM	0	0	137	2	2	0	141
1:15 PM	0	0	119	2	2	0	123
1:30 PM	0	0	108	1	2	0	111
1:45 PM	0	0	129	2	1	0	132
2:00 PM	1	0	117	0	1	0	119
2:15 PM	1	0	129	2	0	0	132
2:30 PM	0	0	120	1	0	0	121
2:45 PM	0	0	143	1	0	0	144
3:00 PM	0	0	125	1	0	0	126
3:15 PM	0	0	119	2	0	0	121
3:30 PM	0	0	111	1	2	0	114
3:45 PM	0	0	133	0	0	0	133
4:00 PM	0	0	105	2	0	0	107
4:15 PM	0	0	91	2	0	0	93
4:30 PM	0	0	111	2	0	0	113
4:45 PM	0	0	104	1	0	0	105
5:00 PM	0	0	115	2	1	0	118
5:15 PM	0	0	100	1	0	0	101
5:30 PM	0	0	87	1	0	0	88
5:45 PM	1	0	119	1	2	0	123
6:00 PM	0	0	95	2	0	0	97
6:15 PM	0	0	105	1	0	0	106
6:30 PM	0	0	82	1	0	0	83
6:45 PM	0	0	100	2	0	0	102
7:00 PM	0	0	90	1	0	0	91
7:15 PM	0	0	74	0	0	0	74
7:30 PM	0	0	67	2	0	0	69
7:45 PM	0	0	69	2	1	1	73
8:00 PM	0	0	71	0	0	0	71
8:15 PM	0	0	64	2	0	0	66
8:30 PM	0	0	50	0	1	0	51
8:45 PM	0	0	38	1	0	1	40
9:00 PM	0	0	36	0	0	0	36
9:15 PM	0	0	35	1	1	0	37
9:30 PM	0	0	46	1	0	0	47
9:45 PM	0	0	32	1	0	0	33
10:00 PM	0	0	39	0	0	0	39
10:15 PM	0	0	30	1	0	0	31
10:30 PM	0	0	33	0	0	0	33
10:45 PM	0	0	31	1	0	0	32
11:00 PM	0	0	21	0	0	0	21
11:15 PM	0	0	32	1	0	0	33
11:30 PM	0	0	26	0	0	0	26
11:45 PM	0	0	24	1	0	1	26

AM Total 0 1 1967 38 45 6 2057  
 Percentage 0.00% 0.05% 95.62% 1.85% 2.19% 0.29%

PM Total 3 0 4154 53 19 3 4232  
 Percentage 0.07% 0.00% 98.16% 1.25% 0.45% 0.07%

AM Peak 12:00 AM 8:45 AM 11:00 AM 11:00 AM 8:15 AM 6:45 AM 11:00 AM  
 Volume 0 1 523 7 14 3 532

PM Peak 1:30 PM 12:00 PM 12:00 PM 12:15 PM 1:00 PM 7:00 PM 12:00 PM  
 Volume 2 0 542 7 7 1 550

Day Total 3 1 6121 91 64 9 6289  
 Percentage 0.05% 0.02% 97.33% 1.45% 1.02% 0.14%

Centre Street  
 between Willow Street & Corey Street  
 City, State: West Roxbury, MA  
 Client: Toole/T. Dennerlein  
 Site Code: 6131 Task 2



PRECISION  
 DATA  
 INDUSTRIES, LLC

157 Washington Street, Suite 2  
 Hudson, MA 01749  
 Office: 508-875-0100 Fax: 508-875-0118

PDI File #: 229078 ATR B

Count Date: Thursday, January 12, 2023  
 Direction: SB

AM	Bicycles	Motorcycle	Cars & Light Goods	Buses	Single Unit Heavy	Multi Unit Heavy	Total
12:00 AM	0	0	16	1	0	0	17
12:15 AM	0	0	13	0	2	0	15
12:30 AM	0	0	8	1	1	0	10
12:45 AM	0	0	9	0	0	0	9
1:00 AM	0	0	9	0	0	0	9
1:15 AM	0	0	6	0	0	0	6
1:30 AM	0	0	7	1	2	0	10
1:45 AM	0	0	4	0	0	0	4
2:00 AM	0	0	2	0	1	0	3
2:15 AM	0	0	1	0	1	0	2
2:30 AM	0	0	4	0	0	0	4
2:45 AM	0	0	3	0	0	0	3
3:00 AM	0	0	1	0	0	0	1
3:15 AM	0	0	3	0	0	0	3
3:30 AM	0	0	3	0	0	0	3
3:45 AM	0	0	1	0	0	0	1
4:00 AM	0	0	2	0	0	0	2
4:15 AM	0	0	4	0	0	0	4
4:30 AM	0	0	10	1	1	0	12
4:45 AM	0	0	17	0	2	0	19
5:00 AM	0	0	20	1	3	0	24
5:15 AM	0	0	17	1	3	0	21
5:30 AM	0	0	19	3	1	0	23
5:45 AM	0	0	23	1	0	0	24
6:00 AM	0	0	29	7	2	0	38
6:15 AM	0	0	34	4	0	0	38
6:30 AM	0	0	45	3	0	0	48
6:45 AM	0	0	74	3	4	0	81
7:00 AM	1	0	62	6	1	0	70
7:15 AM	0	0	109	5	2	0	116
7:30 AM	0	0	133	3	2	0	138
7:45 AM	0	0	158	5	6	0	169
8:00 AM	0	0	125	3	0	0	128
8:15 AM	0	0	116	2	3	0	121
8:30 AM	0	0	116	5	3	1	125
8:45 AM	0	0	128	3	3	2	136
9:00 AM	0	0	129	8	4	0	141
9:15 AM	0	0	92	4	3	0	99
9:30 AM	0	0	111	5	1	0	117
9:45 AM	0	0	121	4	3	0	128
10:00 AM	0	0	108	1	6	1	116
10:15 AM	0	0	103	1	3	1	108
10:30 AM	0	0	89	0	7	0	96
10:45 AM	0	0	116	1	0	0	117
11:00 AM	0	0	101	2	6	0	109
11:15 AM	0	0	121	1	3	0	125
11:30 AM	0	0	120	1	0	0	121
11:45 AM	0	0	124	1	4	0	129

PM	Bicycles	Motorcycle	Cars & Light Goods	Buses	Single Unit Heavy	Multi Unit Heavy	Total
12:00 PM	0	0	112	2	3	1	118
12:15 PM	0	0	112	1	4	0	117
12:30 PM	0	0	121	1	5	0	127
12:45 PM	0	0	121	2	2	0	125
1:00 PM	0	0	97	2	2	0	101
1:15 PM	0	0	99	0	3	0	102
1:30 PM	0	0	101	2	4	0	107
1:45 PM	0	0	109	1	1	0	111
2:00 PM	0	0	116	2	3	0	121
2:15 PM	0	0	126	5	1	2	134
2:30 PM	0	0	160	1	2	0	163
2:45 PM	0	0	173	5	3	0	181
3:00 PM	0	0	155	8	3	0	166
3:15 PM	0	0	140	5	2	0	147
3:30 PM	1	0	137	5	1	1	145
3:45 PM	0	0	134	5	1	0	140
4:00 PM	1	0	166	4	0	0	171
4:15 PM	0	0	169	3	0	0	172
4:30 PM	0	0	167	2	4	1	174
4:45 PM	0	0	162	4	3	0	169
5:00 PM	0	0	166	4	3	1	174
5:15 PM	0	0	163	3	3	0	169
5:30 PM	0	0	156	5	0	0	161
5:45 PM	0	0	145	5	0	0	150
6:00 PM	0	0	126	2	0	0	128
6:15 PM	0	0	131	2	1	0	134
6:30 PM	0	0	124	3	1	0	128
6:45 PM	0	0	109	1	1	0	111
7:00 PM	0	0	102	1	1	0	104
7:15 PM	0	0	98	0	1	0	99
7:30 PM	0	0	90	2	0	0	92
7:45 PM	0	0	65	1	0	0	66
8:00 PM	0	0	75	1	0	0	76
8:15 PM	0	0	78	0	0	0	78
8:30 PM	0	0	56	1	1	0	58
8:45 PM	0	0	47	0	0	0	47
9:00 PM	0	0	49	2	0	0	51
9:15 PM	0	0	42	0	0	0	42
9:30 PM	0	0	34	1	0	0	35
9:45 PM	0	0	38	0	0	0	38
10:00 PM	0	0	40	1	0	0	41
10:15 PM	0	0	34	0	0	0	34
10:30 PM	0	0	26	1	0	1	28
10:45 PM	0	0	26	0	0	0	26
11:00 PM	0	0	21	1	1	0	23
11:15 PM	0	0	26	0	0	0	26
11:30 PM	0	0	22	1	0	0	23
11:45 PM	0	0	18	0	0	0	18

<b>AM Total</b>	<b>1</b>	<b>0</b>	<b>2666</b>	<b>88</b>	<b>83</b>	<b>5</b>	<b>2843</b>
<b>Percentage</b>	<b>0.04%</b>	<b>0.00%</b>	<b>93.77%</b>	<b>3.10%</b>	<b>2.92%</b>	<b>0.18%</b>	
<b>AM Peak</b>	<b>6:15 AM</b>	<b>12:00 AM</b>	<b>7:30 AM</b>	<b>9:00 AM</b>	<b>9:45 AM</b>	<b>8:00 AM</b>	<b>7:30 AM</b>
<b>Volume</b>	<b>1</b>	<b>0</b>	<b>532</b>	<b>21</b>	<b>19</b>	<b>3</b>	<b>556</b>

<b>PM Total</b>	<b>2</b>	<b>0</b>	<b>4784</b>	<b>98</b>	<b>60</b>	<b>7</b>	<b>4951</b>
<b>Percentage</b>	<b>0.04%</b>	<b>0.00%</b>	<b>96.63%</b>	<b>1.98%</b>	<b>1.21%</b>	<b>0.14%</b>	
<b>PM Peak</b>	<b>3:15 PM</b>	<b>12:00 PM</b>	<b>4:00 PM</b>	<b>2:45 PM</b>	<b>12:00 PM</b>	<b>1:30 PM</b>	<b>4:15 PM</b>
<b>Volume</b>	<b>2</b>	<b>0</b>	<b>664</b>	<b>23</b>	<b>14</b>	<b>2</b>	<b>689</b>

<b>Day Total</b>	<b>3</b>	<b>0</b>	<b>7450</b>	<b>186</b>	<b>143</b>	<b>12</b>	<b>7794</b>
<b>Percentage</b>	<b>0.04%</b>	<b>0.00%</b>	<b>95.59%</b>	<b>2.39%</b>	<b>1.83%</b>	<b>0.15%</b>	

Centre Street  
 between Willow Street & Corey Street  
 City, State: West Roxbury, MA  
 Client: Toole/T. Dennerlein  
 Site Code: 6131 Task 2



PRECISION  
 DATA  
 INDUSTRIES, LLC

157 Washington Street, Suite 2  
 Hudson, MA 01749  
 Office: 508-875-0100 Fax: 508-875-0118

PDI File #: 229078 ATR B

Count Date: Friday, January 13, 2023  
 Direction: SB

AM	Bicycles	Motorcycle	Cars & Light Goods	Buses	Single Unit Heavy	Multi Unit Heavy	Total
12:00 AM	0	0	21	1	0	0	22
12:15 AM	0	0	7	0	0	0	7
12:30 AM	0	0	8	1	0	0	9
12:45 AM	0	0	9	0	0	0	9
1:00 AM	0	0	4	0	0	0	4
1:15 AM	0	0	6	0	0	0	6
1:30 AM	0	0	4	0	0	0	4
1:45 AM	0	0	4	1	0	0	5
2:00 AM	0	0	3	0	0	0	3
2:15 AM	0	0	5	0	2	0	7
2:30 AM	0	0	4	0	3	0	7
2:45 AM	0	0	6	0	0	0	6
3:00 AM	0	0	5	0	0	0	5
3:15 AM	0	0	6	0	0	0	6
3:30 AM	0	0	1	0	0	0	1
3:45 AM	0	0	5	0	1	0	6
4:00 AM	0	0	5	0	0	0	5
4:15 AM	0	0	2	0	1	0	3
4:30 AM	0	0	5	1	1	0	7
4:45 AM	0	0	24	0	1	1	26
5:00 AM	0	0	12	1	1	0	14
5:15 AM	0	0	16	1	1	0	18
5:30 AM	0	0	20	3	0	0	23
5:45 AM	0	0	20	2	0	0	22
6:00 AM	0	0	24	5	1	0	30
6:15 AM	0	0	38	4	2	0	44
6:30 AM	0	0	59	1	1	0	61
6:45 AM	0	0	73	5	0	0	78
7:00 AM	0	0	74	3	2	0	79
7:15 AM	0	0	84	10	2	0	96
7:30 AM	0	0	111	5	4	0	120
7:45 AM	0	0	168	3	0	1	172
8:00 AM	0	0	133	4	2	0	139
8:15 AM	0	0	115	2	2	0	119
8:30 AM	0	0	130	3	2	1	136
8:45 AM	0	0	125	3	2	0	130
9:00 AM	0	1	143	10	4	0	158
9:15 AM	0	0	115	4	3	1	123
9:30 AM	0	0	118	5	3	0	126
9:45 AM	0	0	115	2	1	0	118
10:00 AM	0	0	98	1	3	0	102
10:15 AM	0	1	98	1	6	0	106
10:30 AM	0	0	105	1	5	0	111
10:45 AM	0	0	116	2	3	0	121
11:00 AM	0	0	103	1	1	3	108
11:15 AM	0	0	112	3	1	0	116
11:30 AM	0	0	96	1	3	1	101
11:45 AM	0	1	131	2	1	0	135

PM	Bicycles	Motorcycle	Cars & Light Goods	Buses	Single Unit Heavy	Multi Unit Heavy	Total
12:00 PM	0	0	125	3	3	0	131
12:15 PM	2	0	140	1	4	0	147
12:30 PM	1	0	143	3	10	1	158
12:45 PM	0	0	124	2	3	0	129
1:00 PM	0	1	108	2	1	0	112
1:15 PM	0	0	125	2	2	0	129
1:30 PM	0	0	143	1	1	0	145
1:45 PM	0	2	135	2	0	0	139
2:00 PM	0	0	144	2	2	0	148
2:15 PM	0	0	139	4	4	0	147
2:30 PM	0	1	154	4	4	0	163
2:45 PM	0	0	149	4	3	0	156
3:00 PM	0	0	149	6	3	1	159
3:15 PM	0	0	170	9	1	0	180
3:30 PM	0	0	144	3	1	0	148
3:45 PM	0	0	147	7	0	0	154
4:00 PM	0	0	148	5	0	0	153
4:15 PM	0	0	177	4	1	0	182
4:30 PM	0	0	179	2	0	0	181
4:45 PM	0	0	158	6	0	1	165
5:00 PM	0	0	155	3	0	0	158
5:15 PM	0	0	188	4	1	0	193
5:30 PM	0	0	177	4	0	0	181
5:45 PM	0	0	133	2	0	1	136
6:00 PM	0	1	138	2	0	0	141
6:15 PM	0	0	131	3	0	0	134
6:30 PM	0	0	149	3	0	0	152
6:45 PM	0	0	117	4	1	0	122
7:00 PM	0	0	109	2	1	0	112
7:15 PM	0	0	126	1	0	0	127
7:30 PM	0	0	86	1	0	0	87
7:45 PM	0	0	87	1	1	0	89
8:00 PM	0	0	78	1	1	0	80
8:15 PM	0	0	80	0	1	0	81
8:30 PM	0	0	62	1	0	0	63
8:45 PM	0	0	58	1	1	0	60
9:00 PM	0	0	58	1	0	0	59
9:15 PM	0	0	52	0	0	0	52
9:30 PM	0	0	43	1	0	0	44
9:45 PM	0	0	41	0	0	2	43
10:00 PM	0	0	46	1	0	0	47
10:15 PM	0	0	35	0	0	0	35
10:30 PM	0	0	38	1	0	0	39
10:45 PM	0	0	26	0	0	0	26
11:00 PM	0	0	34	1	0	0	35
11:15 PM	0	0	28	0	0	0	28
11:30 PM	0	0	21	1	0	0	22
11:45 PM	0	0	32	0	0	0	32

AM Total	0	3	2686	92	65	8	2854
Percentage	0.00%	0.11%	94.11%	3.22%	2.28%	0.28%	
AM Peak	12:00 AM	8:15 AM	7:45 AM	6:45 AM	10:00 AM	10:45 AM	7:45 AM
Volume	0	1	546	23	17	4	566

PM Total	3	5	5229	111	50	6	5404
Percentage	0.06%	0.09%	96.76%	2.05%	0.93%	0.11%	
PM Peak	12:00 PM	1:00 PM	4:30 PM	3:00 PM	12:00 PM	9:00 PM	4:30 PM
Volume	3	3	680	25	20	2	697

Day Total	3	8	7915	203	115	14	8258
Percentage	0.04%	0.10%	95.85%	2.46%	1.39%	0.17%	

Centre Street  
 between Willow Street & Corey Street  
 City, State: West Roxbury, MA  
 Client: Toole/T. Dennerlein  
 Site Code: 6131 Task 2



PRECISION  
 DATA  
 INDUSTRIES, LLC

157 Washington Street, Suite 2  
 Hudson, MA 01749  
 Office: 508-875-0100 Fax: 508-875-0118

PDI File #: 229078 ATR B

Count Date: Saturday, January 14, 2023  
 Direction: SB

AM	Bicycles	Motorcycle	Cars & Light Goods	Buses	Single Unit Heavy	Multi Unit Heavy	Total
12:00 AM	0	0	23	1	0	0	24
12:15 AM	0	0	12	0	1	0	13
12:30 AM	0	0	18	1	1	0	20
12:45 AM	0	0	7	0	0	0	7
1:00 AM	0	0	16	0	0	0	16
1:15 AM	0	0	10	0	0	0	10
1:30 AM	0	0	4	0	0	0	4
1:45 AM	0	0	5	1	0	0	6
2:00 AM	0	0	10	0	0	0	10
2:15 AM	0	0	11	0	0	0	11
2:30 AM	0	0	8	0	0	0	8
2:45 AM	0	0	8	0	0	0	8
3:00 AM	0	0	5	0	1	0	6
3:15 AM	0	0	5	0	0	0	5
3:30 AM	0	0	6	0	0	0	6
3:45 AM	0	0	8	0	0	1	9
4:00 AM	0	0	4	0	1	0	5
4:15 AM	0	0	9	0	0	0	9
4:30 AM	0	0	7	0	1	0	8
4:45 AM	0	0	11	1	3	0	15
5:00 AM	0	0	7	0	0	0	7
5:15 AM	0	0	5	1	0	0	6
5:30 AM	0	0	10	0	0	0	10
5:45 AM	0	0	13	2	1	0	16
6:00 AM	0	0	16	0	0	0	16
6:15 AM	0	0	15	3	1	0	19
6:30 AM	0	0	30	1	0	0	31
6:45 AM	0	0	36	1	0	0	37
7:00 AM	0	0	39	2	2	0	43
7:15 AM	0	0	48	1	1	0	50
7:30 AM	0	0	48	1	0	1	50
7:45 AM	0	0	68	1	3	0	72
8:00 AM	0	0	50	1	2	0	53
8:15 AM	0	0	80	1	0	0	81
8:30 AM	0	0	96	2	1	0	99
8:45 AM	0	0	83	1	0	1	85
9:00 AM	0	0	89	2	2	0	93
9:15 AM	0	0	101	1	2	0	104
9:30 AM	0	0	120	1	1	0	122
9:45 AM	0	0	136	3	0	0	139
10:00 AM	0	0	99	2	1	0	102
10:15 AM	0	0	123	1	2	1	127
10:30 AM	0	0	107	1	1	0	109
10:45 AM	0	0	142	2	2	0	146
11:00 AM	0	0	137	0	0	0	137
11:15 AM	0	0	152	2	0	0	154
11:30 AM	0	0	132	1	1	0	134
11:45 AM	0	0	147	0	1	0	148

PM	Bicycles	Motorcycle	Cars & Light Goods	Buses	Single Unit Heavy	Multi Unit Heavy	Total
12:00 PM	0	0	129	2	2	0	133
12:15 PM	0	0	172	3	0	0	175
12:30 PM	0	0	158	1	2	0	161
12:45 PM	0	0	142	3	0	0	145
1:00 PM	0	0	149	2	0	0	151
1:15 PM	0	0	145	1	1	0	147
1:30 PM	0	0	141	2	3	0	146
1:45 PM	0	0	153	2	2	0	157
2:00 PM	0	0	118	0	5	0	123
2:15 PM	0	0	126	3	0	0	129
2:30 PM	0	0	145	1	0	0	146
2:45 PM	0	0	144	2	0	0	146
3:00 PM	0	0	110	1	1	0	112
3:15 PM	0	0	127	3	1	0	131
3:30 PM	0	0	124	0	1	0	125
3:45 PM	0	0	111	2	0	0	113
4:00 PM	0	0	143	2	4	0	149
4:15 PM	0	0	93	0	2	0	95
4:30 PM	0	0	95	2	0	0	97
4:45 PM	0	0	117	2	0	0	119
5:00 PM	0	0	119	1	2	0	122
5:15 PM	0	0	115	1	1	0	117
5:30 PM	0	0	110	2	0	0	112
5:45 PM	0	0	79	0	0	0	79
6:00 PM	0	1	97	3	0	0	101
6:15 PM	0	0	104	0	0	0	104
6:30 PM	0	0	86	2	0	0	88
6:45 PM	0	0	89	1	0	0	90
7:00 PM	0	0	83	1	0	0	84
7:15 PM	0	0	80	2	0	0	82
7:30 PM	0	0	75	1	0	0	76
7:45 PM	0	0	73	1	0	0	74
8:00 PM	0	0	51	1	0	0	52
8:15 PM	0	0	76	0	1	0	77
8:30 PM	0	0	70	1	0	1	72
8:45 PM	0	0	57	1	0	0	58
9:00 PM	0	0	31	1	0	0	32
9:15 PM	0	0	51	0	0	0	51
9:30 PM	0	0	47	1	0	0	48
9:45 PM	0	0	40	0	0	0	40
10:00 PM	0	0	31	1	0	1	33
10:15 PM	0	0	28	0	0	0	28
10:30 PM	0	0	30	1	0	0	31
10:45 PM	0	0	29	0	0	0	29
11:00 PM	0	0	26	1	0	0	27
11:15 PM	0	0	28	0	0	0	28
11:30 PM	0	0	25	1	0	0	26
11:45 PM	0	0	33	0	0	0	33

AM Total	0	0	2316	38	32	4	2390
Percentage	0.00%	0.00%	96.90%	1.59%	1.34%	0.17%	
AM Peak	12:00 AM	12:00 AM	11:00 AM	6:15 AM	7:00 AM	3:00 AM	11:00 AM
Volume	0	0	568	7	6	1	573

PM Total	0	1	4405	58	28	2	4494
Percentage	0.00%	0.02%	98.02%	1.29%	0.62%	0.04%	
PM Peak	12:00 PM	5:15 PM	12:15 PM	12:00 PM	1:15 PM	7:45 PM	12:15 PM
Volume	0	1	621	9	11	1	632
Day Total	0	1	6721	96	60	6	6884
Percentage	0.00%	0.01%	97.63%	1.39%	0.87%	0.09%	

Centre Street  
 between Willow Street & Corey Street  
 City, State: West Roxbury, MA  
 Client: Toole/T. Dennerlein  
 Site Code: 6131 Task 2



PRECISION  
 DATA  
 INDUSTRIES, LLC

157 Washington Street, Suite 2  
 Hudson, MA 01749  
 Office: 508-875-9100 Fax: 508-875-0118

PDI File # 229078 ATR B

Direction: NB

Weekly Report

Day Date	Thursday 01/12/23		Friday 01/13/23		Saturday 01/14/23										Week Ave	
	AM	PM	AM	PM	AM	PM	AM	PM	AM	PM	AM	PM	AM	PM	AM	PM
12:00	9	115	12	117	21	150	0	0	0	0	0	0	0	0	14	127
12:15	10	104	6	113	8	136	0	0	0	0	0	0	0	0	8	118
12:30	8	121	4	105	16	135	0	0	0	0	0	0	0	0	9	120
12:45	1	117	6	119	12	129	0	0	0	0	0	0	0	0	6	122
1:00	7	116	3	140	16	141	0	0	0	0	0	0	0	0	9	132
1:15	2	106	4	127	10	123	0	0	0	0	0	0	0	0	5	119
1:30	3	108	5	149	6	111	0	0	0	0	0	0	0	0	5	123
1:45	1	108	5	114	5	132	0	0	0	0	0	0	0	0	4	118
2:00	3	98	4	129	7	119	0	0	0	0	0	0	0	0	5	115
2:15	2	123	2	131	5	132	0	0	0	0	0	0	0	0	3	129
2:30	3	100	1	138	1	121	0	0	0	0	0	0	0	0	2	120
2:45	4	125	2	141	4	144	0	0	0	0	0	0	0	0	3	137
3:00	6	125	4	113	4	126	0	0	0	0	0	0	0	0	5	121
3:15	1	110	3	124	2	121	0	0	0	0	0	0	0	0	2	118
3:30	4	139	2	167	2	114	0	0	0	0	0	0	0	0	3	140
3:45	1	144	4	148	2	133	0	0	0	0	0	0	0	0	2	142
4:00	2	133	5	161	4	107	0	0	0	0	0	0	0	0	4	134
4:15	7	157	4	161	8	93	0	0	0	0	0	0	0	0	6	137
4:30	6	148	4	113	2	113	0	0	0	0	0	0	0	0	4	125
4:45	11	111	13	137	4	105	0	0	0	0	0	0	0	0	9	118
5:00	15	122	13	130	10	118	0	0	0	0	0	0	0	0	13	123
5:15	24	142	26	138	8	101	0	0	0	0	0	0	0	0	19	127
5:30	32	134	25	154	11	88	0	0	0	0	0	0	0	0	23	125
5:45	34	113	27	133	11	123	0	0	0	0	0	0	0	0	24	123
6:00	43	122	41	120	23	97	0	0	0	0	0	0	0	0	36	113
6:15	66	139	56	154	21	106	0	0	0	0	0	0	0	0	48	133
6:30	75	122	68	140	24	83	0	0	0	0	0	0	0	0	56	115
6:45	69	104	71	120	27	102	0	0	0	0	0	0	0	0	56	109
7:00	85	94	80	119	35	91	0	0	0	0	0	0	0	0	67	101
7:15	117	109	90	113	29	74	0	0	0	0	0	0	0	0	79	99
7:30	100	103	95	96	39	69	0	0	0	0	0	0	0	0	78	89
7:45	118	84	122	90	55	73	0	0	0	0	0	0	0	0	98	82
8:00	115	76	128	82	63	71	0	0	0	0	0	0	0	0	102	76
8:15	119	57	105	116	61	66	0	0	0	0	0	0	0	0	95	80
8:30	99	87	124	64	62	51	0	0	0	0	0	0	0	0	95	67
8:45	89	64	118	50	82	40	0	0	0	0	0	0	0	0	96	51
9:00	112	56	94	48	69	36	0	0	0	0	0	0	0	0	92	47
9:15	137	48	126	66	64	37	0	0	0	0	0	0	0	0	109	50
9:30	124	38	125	51	98	47	0	0	0	0	0	0	0	0	116	45
9:45	81	34	79	48	107	33	0	0	0	0	0	0	0	0	89	38
10:00	90	29	97	53	130	39	0	0	0	0	0	0	0	0	106	40
10:15	95	37	88	37	104	31	0	0	0	0	0	0	0	0	96	35
10:30	72	25	80	34	120	33	0	0	0	0	0	0	0	0	91	31
10:45	107	19	103	25	133	32	0	0	0	0	0	0	0	0	114	25
11:00	89	26	71	30	140	21	0	0	0	0	0	0	0	0	100	26
11:15	98	18	71	32	122	33	0	0	0	0	0	0	0	0	97	28
11:30	108	15	102	12	119	26	0	0	0	0	0	0	0	0	110	18
11:45	98	12	116	21	151	26	0	0	0	0	0	0	0	0	122	20
<b>Total</b>	<b>2502</b>	<b>4437</b>	<b>2434</b>	<b>4923</b>	<b>2057</b>	<b>4232</b>	<b>0</b>	<b>0</b>	<b>0</b>	<b>0</b>	<b>0</b>	<b>0</b>	<b>0</b>	<b>0</b>	<b>2331</b>	<b>4531</b>
<b>Day Total</b>	<b>6939</b>		<b>7357</b>		<b>6289</b>		<b>0</b>	<b>0</b>	<b>0</b>	<b>0</b>	<b>0</b>	<b>0</b>	<b>0</b>	<b>0</b>	<b>6862</b>	
<b>Peak HR</b>	<b>8:45 AM</b>	<b>3:45 PM</b>	<b>7:45 AM</b>	<b>3:30 PM</b>	<b>11:00 AM</b>	<b>12:00 PM</b>									<b>11:00 AM</b>	<b>3:30 PM</b>
<b>Volume</b>	<b>462</b>	<b>582</b>	<b>479</b>	<b>637</b>	<b>532</b>	<b>550</b>									<b>428</b>	<b>552</b>



Centre Street  
 between Willow Street & Corey Street  
 City, State: West Roxbury, MA  
 Client: Toole/T. Dennerlein  
 Site Code: 6131 Task 2



PRECISION  
 DATA  
 INDUSTRIES, LLC

157 Washington Street, Suite 2  
 Hudson, MA 01749  
 Office: 508-875-9100 Fax: 508-875-0118

PDI File # 229078 ATR B

Direction: SB

Weekly Report

Day Date	Thursday 01/12/23		Friday 01/13/23		Saturday 01/14/23										Week Ave	
	AM	PM	AM	PM	AM	PM	AM	PM	AM	PM	AM	PM	AM	PM	AM	PM
12:00	17	118	22	131	24	133	0	0	0	0	0	0	0	0	21	127
12:15	15	117	7	147	13	175	0	0	0	0	0	0	0	0	12	146
12:30	10	127	9	158	20	161	0	0	0	0	0	0	0	0	13	149
12:45	9	125	9	129	7	145	0	0	0	0	0	0	0	0	8	133
1:00	9	101	4	112	16	151	0	0	0	0	0	0	0	0	10	121
1:15	6	102	6	129	10	147	0	0	0	0	0	0	0	0	7	126
1:30	10	107	4	145	4	146	0	0	0	0	0	0	0	0	6	133
1:45	4	111	5	139	6	157	0	0	0	0	0	0	0	0	5	136
2:00	3	121	3	148	10	123	0	0	0	0	0	0	0	0	5	131
2:15	2	134	7	147	11	129	0	0	0	0	0	0	0	0	7	137
2:30	4	163	7	163	8	146	0	0	0	0	0	0	0	0	6	157
2:45	3	181	6	156	8	146	0	0	0	0	0	0	0	0	6	161
3:00	1	166	5	159	6	112	0	0	0	0	0	0	0	0	4	146
3:15	3	147	6	180	5	131	0	0	0	0	0	0	0	0	5	153
3:30	3	145	1	148	6	125	0	0	0	0	0	0	0	0	3	139
3:45	1	140	6	154	9	113	0	0	0	0	0	0	0	0	5	136
4:00	2	171	5	153	5	149	0	0	0	0	0	0	0	0	4	158
4:15	4	172	3	182	9	95	0	0	0	0	0	0	0	0	5	150
4:30	12	174	7	181	8	97	0	0	0	0	0	0	0	0	9	151
4:45	19	169	26	165	15	119	0	0	0	0	0	0	0	0	20	151
5:00	24	174	14	158	7	122	0	0	0	0	0	0	0	0	15	151
5:15	21	169	18	193	6	117	0	0	0	0	0	0	0	0	15	160
5:30	23	161	23	181	10	112	0	0	0	0	0	0	0	0	19	151
5:45	24	150	22	136	16	79	0	0	0	0	0	0	0	0	21	122
6:00	38	128	30	141	16	101	0	0	0	0	0	0	0	0	28	123
6:15	38	134	44	134	19	104	0	0	0	0	0	0	0	0	34	124
6:30	48	128	61	152	31	88	0	0	0	0	0	0	0	0	47	123
6:45	81	111	78	122	37	90	0	0	0	0	0	0	0	0	65	108
7:00	70	104	79	112	43	84	0	0	0	0	0	0	0	0	64	100
7:15	116	99	96	127	50	82	0	0	0	0	0	0	0	0	87	103
7:30	138	92	120	87	50	76	0	0	0	0	0	0	0	0	103	85
7:45	169	66	172	89	72	74	0	0	0	0	0	0	0	0	138	76
8:00	128	76	139	80	53	52	0	0	0	0	0	0	0	0	107	69
8:15	121	78	119	81	81	77	0	0	0	0	0	0	0	0	107	79
8:30	125	58	136	63	99	72	0	0	0	0	0	0	0	0	120	64
8:45	136	47	130	60	85	58	0	0	0	0	0	0	0	0	117	55
9:00	141	51	158	59	93	32	0	0	0	0	0	0	0	0	131	47
9:15	99	42	123	52	104	51	0	0	0	0	0	0	0	0	109	48
9:30	117	35	126	44	122	48	0	0	0	0	0	0	0	0	122	42
9:45	128	38	118	43	139	40	0	0	0	0	0	0	0	0	128	40
10:00	116	41	102	47	102	33	0	0	0	0	0	0	0	0	107	40
10:15	108	34	106	35	127	28	0	0	0	0	0	0	0	0	114	32
10:30	96	28	111	39	109	31	0	0	0	0	0	0	0	0	105	33
10:45	117	26	121	26	146	29	0	0	0	0	0	0	0	0	128	27
11:00	109	23	108	35	137	27	0	0	0	0	0	0	0	0	118	28
11:15	125	26	116	28	154	28	0	0	0	0	0	0	0	0	132	27
11:30	121	23	101	22	134	26	0	0	0	0	0	0	0	0	119	24
11:45	129	18	135	32	148	33	0	0	0	0	0	0	0	0	137	28
<b>Total</b>	<b>2843</b>	<b>4951</b>	<b>2854</b>	<b>5404</b>	<b>2390</b>	<b>4494</b>	<b>0</b>	<b>0</b>	<b>0</b>	<b>0</b>	<b>0</b>	<b>0</b>	<b>0</b>	<b>0</b>	<b>2696</b>	<b>4950</b>
<b>Day Total</b>	<b>7794</b>		<b>8258</b>		<b>6884</b>		<b>0</b>	<b>0</b>	<b>0</b>	<b>0</b>	<b>0</b>	<b>0</b>	<b>0</b>	<b>0</b>	<b>7645</b>	
<b>Peak HR</b>	<b>7:30 AM</b>	<b>4:15 PM</b>	<b>7:45 AM</b>	<b>4:30 PM</b>	<b>11:00 AM</b>	<b>12:15 PM</b>									<b>11:00 AM</b>	<b>2:30 PM</b>
<b>Volume</b>	<b>556</b>	<b>689</b>	<b>566</b>	<b>697</b>	<b>573</b>	<b>632</b>									<b>506</b>	<b>617</b>

Centre Street  
 between Willow Street & Corey Street  
 City, State: West Roxbury, MA  
 Client: Toole/T. Dennerlein  
 Site Code: 6131 Task 2



PDI File #: 229078 ATR B (speed)

Count Date  
 Thursday, January 12, 2023

Speed (60-minute)

NB																
Start Time:	1 to 14	15 to 19	20 to 24	25 to 29	30 to 34	35 to 39	40 to 44	45 to 49	50 to 54	55 to 59	60 to 64	65 to 69	70+	Total	85th %ile	Ave Speed
12:00 AM	0	1	3	17	3	2	0	0	0	0	0	0	0	26	30.5	27.6
1:00 AM	0	0	2	7	3	0	1	0	0	0	0	0	0	13	32.4	29.1
2:00 AM	0	2	1	6	3	1	1	0	0	0	0	0	0	14	33.2	28.1
3:00 AM	0	0	2	5	6	2	0	0	0	0	0	0	0	15	33.0	29.7
4:00 AM	0	0	3	8	10	4	0	0	0	0	0	0	0	25	35.2	29.9
5:00 AM	1	3	7	37	40	10	0	1	0	0	0	0	0	99	34.0	29.5
6:00 AM	0	8	32	90	61	20	3	0	0	0	0	0	0	214	33.0	28.4
7:00 AM	2	13	63	120	104	12	4	0	0	0	0	0	0	318	32.0	27.7
8:00 AM	3	20	75	129	51	7	0	0	0	0	0	0	0	285	31.0	25.9
9:00 AM	6	33	101	143	54	7	2	0	0	0	0	0	0	346	30.0	25.3
10:00 AM	9	23	100	110	28	3	0	0	0	0	0	0	0	273	29.0	24.5
11:00 AM	7	17	76	96	44	2	0	0	0	0	0	0	0	242	30.0	25.3
12:00 PM	8	28	120	133	34	5	0	0	0	0	0	0	0	328	29.0	24.7
1:00 PM	7	27	98	117	40	3	0	0	0	0	0	0	0	292	29.0	24.9
2:00 PM	4	24	50	81	33	4	1	0	0	0	0	0	0	197	30.0	25.3
3:00 PM	4	31	121	132	32	8	0	0	0	0	0	0	0	328	29.0	24.8
4:00 PM	6	51	135	99	23	1	2	0	0	0	0	0	0	317	28.0	23.5
5:00 PM	2	26	171	127	25	4	0	0	0	0	0	0	0	355	28.0	24.3
6:00 PM	5	32	113	117	27	1	0	0	0	0	0	0	0	295	28.0	24.0
7:00 PM	5	33	95	120	32	8	0	0	1	0	0	0	0	294	29.0	25.0
8:00 PM	3	10	62	112	35	4	0	0	0	0	0	0	0	226	30.0	25.9
9:00 PM	1	4	38	64	32	5	1	0	0	0	0	0	0	145	31.0	27.0
10:00 PM	0	0	18	44	28	3	0	0	0	0	0	0	0	93	32.0	28.0
11:00 PM	0	1	6	25	16	6	1	0	0	0	0	0	0	55	34.0	29.0
Total	73	387	1492	1939	764	122	16	1	1	0	0	0	0	4795	30.0	25.5
Percent	1.52%	8.07%	31.12%	40.44%	15.93%	2.54%	0.33%	0.02%	0.02%	0.00%	0.00%	0.00%	0.00%			

AM Peak	10:00 AM	9:00 AM	9:00 AM	9:00 AM	7:00 AM	6:00 AM	7:00 AM	5:00 AM								9:00 AM
Volume	9	33	101	143	104	20	4	1	0	0	0	0	0	0	0	346

PM Peak	12:00 PM	4:00 PM	5:00 PM	12:00 PM	1:00 PM	3:00 PM	4:00 PM		7:00 PM							5:00 PM
Volume	8	51	171	133	40	8	2	0	1	0	0	0	0	0	355	

15th Percentile:	21.0 MPH	Average Speed:	25.5 MPH	Posted Speed Limit:	35 MPH
50th Percentile:	26.0 MPH	10 MPH Pace:	21 to 30 MPH	Number of Vehicles > 35 MPH:	92
85th Percentile:	30.0 MPH	Number in Pace:	3498	Percent of Vehicles > 35 MPH:	1.9%
95th Percentile:	33.0 MPH	Percent in Pace:	73.0%		

Centre Street  
between Willow Street & Corey Street  
City, State: West Roxbury, MA  
Client: Toole/T. Dennerlein  
Site Code: 6131 Task 2



PDI File #: 229078 ATR B (speed)

Count Date  
Thursday, January 12, 2023

**Speed (60-minute)**

SB																
Start Time:	1 to 14	15 to 19	20 to 24	25 to 29	30 to 34	35 to 39	40 to 44	45 to 49	50 to 54	55 to 59	60 to 64	65 to 69	70+	Total	85th %ile	Ave Speed
12:00 AM	1	0	8	22	10	4	0	0	0	0	0	0	0	45	32.4	27.6
1:00 AM	0	0	4	15	4	3	1	0	0	0	0	0	0	27	31.4	28.5
2:00 AM	0	0	1	5	3	0	0	0	0	0	0	0	0	9	31.6	28.1
3:00 AM	0	0	0	3	0	2	2	0	0	0	0	0	0	7	41.1	34.0
4:00 AM	0	0	6	15	14	2	2	0	0	0	0	0	0	39	32.3	29.1
5:00 AM	0	1	6	46	29	5	0	0	0	0	0	0	0	87	33.0	29.0
6:00 AM	4	3	17	75	70	7	0	0	0	0	0	0	0	176	32.0	28.3
7:00 AM	2	9	45	161	121	29	2	0	0	0	0	0	0	369	33.0	28.5
8:00 AM	3	7	68	118	65	9	0	0	0	0	0	0	0	270	31.0	26.8
9:00 AM	0	0	29	67	33	3	0	0	0	0	0	0	0	132	31.0	27.3
10:00 AM	0	2	17	16	2	1	0	0	0	0	0	0	0	38	28.0	24.6
11:00 AM	3	0	9	16	4	0	0	0	0	0	0	0	0	32	28.4	24.8
12:00 PM	0	1	10	8	4	2	0	0	0	0	0	0	0	25	30.4	26.6
1:00 PM	0	0	8	11	4	0	0	0	0	0	0	0	0	23	30.4	26.0
2:00 PM	0	1	6	7	2	0	0	0	0	0	0	0	0	16	28.8	25.3
3:00 PM	1	6	18	12	6	0	0	0	0	0	0	0	0	43	29.0	24.1
4:00 PM	0	0	9	7	5	1	0	0	0	0	0	0	0	22	31.9	26.6
5:00 PM	7	3	34	19	2	0	0	0	0	0	0	0	0	65	26.4	22.4
6:00 PM	11	25	77	71	27	2	0	0	0	0	0	0	0	213	29.0	23.9
7:00 PM	4	3	22	65	26	5	0	0	0	0	0	0	0	125	31.0	26.7
8:00 PM	7	4	29	70	25	3	1	0	0	0	0	0	0	139	31.0	26.1
9:00 PM	3	7	12	33	20	4	0	0	0	0	0	0	0	79	31.0	26.4
10:00 PM	1	6	14	30	17	0	3	0	0	0	0	0	0	71	31.0	26.8
11:00 PM	3	3	7	21	14	2	2	0	0	0	0	0	0	52	33.4	27.4
<b>Total</b>	<b>50</b>	<b>81</b>	<b>456</b>	<b>913</b>	<b>507</b>	<b>84</b>	<b>13</b>	<b>0</b>	<b>0</b>	<b>0</b>	<b>0</b>	<b>0</b>	<b>0</b>	<b>2104</b>	<b>31.0</b>	<b>26.8</b>
<b>Percent</b>	<b>2.38%</b>	<b>3.85%</b>	<b>21.67%</b>	<b>43.39%</b>	<b>24.10%</b>	<b>3.99%</b>	<b>0.62%</b>	<b>0.00%</b>	<b>0.00%</b>	<b>0.00%</b>	<b>0.00%</b>	<b>0.00%</b>	<b>0.00%</b>			

AM Peak	6:00 AM	7:00 AM	8:00 AM	7:00 AM	7:00 AM	7:00 AM	3:00 AM									7:00 AM
Volume	4	9	68	161	121	29	2	0	0	0	0	0	0	0	0	369

PM Peak	6:00 PM	6:00 PM	6:00 PM	6:00 PM	6:00 PM	7:00 PM	10:00 PM									6:00 PM
Volume	11	25	77	71	27	5	3	0	0	0	0	0	0	0	213	

15th Percentile:	23.0 MPH	Average Speed:	26.8 MPH	Posted Speed Limit:	35 MPH
50th Percentile:	27.0 MPH	10 MPH Pace:	23 to 32 MPH	Number of Vehicles > 35 MPH:	53
85th Percentile:	31.0 MPH	Number in Pace:	1565	Percent of Vehicles > 35 MPH:	2.5%
95th Percentile:	34.0 MPH	Percent in Pace:	74.4%		

Centre Street  
between Willow Street & Corey Street  
City, State: West Roxbury, MA  
Client: Toole/T. Dennerlein  
Site Code: 6131 Task 2



PDI File #: 229078 ATR B (speed)

Count Date  
Thursday, January 12, 2023

**Speed (60-minute)**

**Combined NB and SB**

Start Time:	1 to 14	15 to 19	20 to 24	25 to 29	30 to 34	35 to 39	40 to 44	45 to 49	50 to 54	55 to 59	60 to 64	65 to 69	70+	Total	85th %ile	Ave Speed
12:00 AM	1	1	11	39	13	6	0	0	0	0	0	0	0	71	32.0	27.6
1:00 AM	0	0	6	22	7	3	2	0	0	0	0	0	0	40	32.3	28.7
2:00 AM	0	2	2	11	6	1	1	0	0	0	0	0	0	23	32.7	28.1
3:00 AM	0	0	2	8	6	4	2	0	0	0	0	0	0	22	36.7	31.1
4:00 AM	0	0	9	23	24	6	2	0	0	0	0	0	0	64	34.0	29.4
5:00 AM	1	4	13	83	69	15	0	1	0	0	0	0	0	186	33.0	29.2
6:00 AM	4	11	49	165	131	27	3	0	0	0	0	0	0	390	33.0	28.4
7:00 AM	4	22	108	281	225	41	6	0	0	0	0	0	0	687	32.0	28.2
8:00 AM	6	27	143	247	116	16	0	0	0	0	0	0	0	555	31.0	26.4
9:00 AM	6	33	130	210	87	10	2	0	0	0	0	0	0	478	30.0	25.9
10:00 AM	9	25	117	126	30	4	0	0	0	0	0	0	0	311	29.0	24.5
11:00 AM	10	17	85	112	48	2	0	0	0	0	0	0	0	274	30.0	25.2
12:00 PM	8	29	130	141	38	7	0	0	0	0	0	0	0	353	29.0	24.8
1:00 PM	7	27	106	128	44	3	0	0	0	0	0	0	0	315	29.0	25.0
2:00 PM	4	25	56	88	35	4	1	0	0	0	0	0	0	213	30.0	25.3
3:00 PM	5	37	139	144	38	8	0	0	0	0	0	0	0	371	29.0	24.7
4:00 PM	6	51	144	106	28	2	2	0	0	0	0	0	0	339	28.0	23.7
5:00 PM	9	29	205	146	27	4	0	0	0	0	0	0	0	420	28.0	24.0
6:00 PM	16	57	190	188	54	3	0	0	0	0	0	0	0	508	28.0	24.0
7:00 PM	9	36	117	185	58	13	0	0	1	0	0	0	0	419	30.0	25.5
8:00 PM	10	14	91	182	60	7	1	0	0	0	0	0	0	365	30.0	26.0
9:00 PM	4	11	50	97	52	9	1	0	0	0	0	0	0	224	31.0	26.8
10:00 PM	1	6	32	74	45	3	3	0	0	0	0	0	0	164	32.0	27.5
11:00 PM	3	4	13	46	30	8	3	0	0	0	0	0	0	107	34.0	28.2
<b>Total</b>	<b>123</b>	<b>468</b>	<b>1948</b>	<b>2852</b>	<b>1271</b>	<b>206</b>	<b>29</b>	<b>1</b>	<b>1</b>	<b>0</b>	<b>0</b>	<b>0</b>	<b>0</b>	<b>6899</b>	<b>31.0</b>	<b>25.9</b>
<b>Percent</b>	<b>1.78%</b>	<b>6.78%</b>	<b>28.24%</b>	<b>41.34%</b>	<b>18.42%</b>	<b>2.99%</b>	<b>0.42%</b>	<b>0.01%</b>	<b>0.01%</b>	<b>0.00%</b>	<b>0.00%</b>	<b>0.00%</b>	<b>0.00%</b>			

AM Peak	11:00 AM	9:00 AM	8:00 AM	7:00 AM	7:00 AM	7:00 AM	7:00 AM	5:00 AM								7:00 AM
Volume	10	33	143	281	225	41	6	1	0	0	0	0	0	0	0	687

PM Peak	6:00 PM	6:00 PM	5:00 PM	6:00 PM	8:00 PM	7:00 PM	10:00 PM		7:00 PM							6:00 PM
Volume	16	57	205	188	60	13	3	0	1	0	0	0	0	0	0	508

15th Percentile:	21.0 MPH	Average Speed:	25.9 MPH	Posted Speed Limit:	35 MPH
50th Percentile:	26.0 MPH	10 MPH Pace:	22 to 31 MPH	Number of Vehicles > 35 MPH:	145
85th Percentile:	31.0 MPH	Number in Pace:	5035	Percent of Vehicles > 35 MPH:	2.1%
95th Percentile:	34.0 MPH	Percent in Pace:	73.0%		

Centre Street  
between Willow Street & Corey Street  
City, State: West Roxbury, MA  
Client: Toole/T. Dennerlein  
Site Code: 6131 Task 2



PDI File #: 229078 ATR B (speed)

Count Date  
Friday, January 13, 2023

**Speed (60-minute)**

NB																
Start Time:	1 to 14	15 to 19	20 to 24	25 to 29	30 to 34	35 to 39	40 to 44	45 to 49	50 to 54	55 to 59	60 to 64	65 to 69	70+	Total	85th %ile	Ave Speed
12:00 AM	0	0	5	10	5	4	0	0	0	0	0	0	0	24	34.6	29.1
1:00 AM	0	4	3	9	5	1	0	0	0	0	0	0	0	22	31.9	26.3
2:00 AM	0	1	1	6	1	0	0	0	0	0	0	0	0	9	28.6	25.9
3:00 AM	0	0	3	5	4	2	0	0	0	0	0	0	0	14	31.3	28.9
4:00 AM	0	0	3	6	11	3	1	0	0	0	0	0	0	24	35.1	30.6
5:00 AM	1	2	9	20	36	7	1	0	0	0	0	0	0	76	33.8	29.5
6:00 AM	0	2	23	85	94	10	1	1	0	0	0	0	0	216	33.0	29.3
7:00 AM	3	8	53	147	111	14	5	0	0	0	0	0	0	341	32.0	28.1
8:00 AM	1	11	86	197	63	12	1	1	0	0	0	0	0	372	31.0	26.6
9:00 AM	10	30	86	104	38	5	0	0	0	0	0	0	0	273	30.0	24.6
10:00 AM	1	24	91	117	26	4	0	1	0	0	0	0	0	264	29.0	25.2
11:00 AM	6	23	86	97	38	4	0	0	0	0	0	0	0	254	30.0	24.9
12:00 PM	6	36	125	133	30	4	0	0	0	0	0	0	0	334	29.0	24.4
1:00 PM	12	17	49	68	18	0	0	0	0	0	0	0	0	164	29.0	24.0
2:00 PM	3	28	91	106	35	1	0	0	0	0	0	0	0	264	29.0	24.8
3:00 PM	10	62	155	109	28	1	1	1	1	0	0	0	0	368	28.0	23.5
4:00 PM	8	66	131	113	23	4	0	0	0	0	0	0	0	345	28.0	23.3
5:00 PM	12	56	159	126	18	2	0	0	0	0	0	0	0	373	27.2	23.1
6:00 PM	14	39	142	87	31	1	0	0	0	0	0	0	0	314	29.0	23.4
7:00 PM	2	27	89	122	32	4	1	0	0	0	0	0	0	277	29.0	25.0
8:00 PM	3	11	71	82	35	1	1	0	0	0	0	0	0	204	30.0	25.5
9:00 PM	1	14	41	83	36	7	1	0	0	0	0	0	0	183	32.0	26.5
10:00 PM	1	5	25	66	29	8	1	1	0	0	0	0	0	136	31.8	27.5
11:00 PM	1	3	13	35	30	9	2	0	0	0	0	0	0	93	34.0	28.6
Total	95	469	1540	1933	777	108	16	5	1	0	0	0	0	4944	30.0	25.3
Percent	1.92%	9.49%	31.15%	39.10%	15.72%	2.18%	0.32%	0.10%	0.02%	0.00%	0.00%	0.00%	0.00%			

AM Peak	9:00 AM	9:00 AM	10:00 AM	8:00 AM	7:00 AM	7:00 AM	7:00 AM	6:00 AM								8:00 AM
Volume	10	30	91	197	111	14	5	1	0	0	0	0	0	0	0	372

PM Peak	6:00 PM	4:00 PM	5:00 PM	12:00 PM	9:00 PM	11:00 PM	11:00 PM	3:00 PM	3:00 PM							5:00 PM
Volume	14	66	159	133	36	9	2	1	1	0	0	0	0	0	0	373

15th Percentile:	20.0 MPH	Average Speed:	25.3 MPH	Posted Speed Limit:	35 MPH
50th Percentile:	25.0 MPH	10 MPH Pace:	21 to 30 MPH	Number of Vehicles > 35 MPH:	99
85th Percentile:	30.0 MPH	Number in Pace:	3481	Percent of Vehicles > 35 MPH:	2.0%
95th Percentile:	33.0 MPH	Percent in Pace:	70.4%		

Centre Street  
 between Willow Street & Corey Street  
 City, State: West Roxbury, MA  
 Client: Toole/T. Dennerlein  
 Site Code: 6131 Task 2



PDI File #: 229078 ATR B (speed)

Count Date  
 Friday, January 13, 2023

Speed (60-minute)

SB																
Start Time:	1 to 14	15 to 19	20 to 24	25 to 29	30 to 34	35 to 39	40 to 44	45 to 49	50 to 54	55 to 59	60 to 64	65 to 69	70+	Total	85th %ile	Ave Speed
12:00 AM	0	0	7	10	2	4	0	0	0	0	0	0	0	23	34.1	27.3
1:00 AM	0	0	0	3	3	0	0	0	0	0	0	0	0	6	32.0	29.0
2:00 AM	0	0	2	7	4	2	0	0	0	0	0	0	0	15	33.8	29.0
3:00 AM	1	1	4	2	2	2	1	0	0	0	0	0	0	13	35.0	26.1
4:00 AM	0	0	4	10	10	2	2	0	0	0	0	0	0	28	33.0	29.8
5:00 AM	0	0	1	17	21	4	0	0	0	0	0	0	0	43	33.7	30.3
6:00 AM	1	2	22	66	43	13	0	0	0	0	0	0	0	147	32.0	28.1
7:00 AM	2	1	48	134	81	12	2	0	0	0	0	0	0	280	32.0	27.8
8:00 AM	4	9	70	182	99	9	0	0	0	0	0	0	0	373	31.0	27.2
9:00 AM	7	8	31	57	16	1	1	0	0	0	0	0	0	121	29.0	25.0
10:00 AM	3	1	8	18	1	0	0	0	0	0	0	0	0	31	28.5	23.9
11:00 AM	6	3	19	11	5	0	0	0	0	0	0	0	0	44	27.0	22.4
12:00 PM	17	5	11	6	1	0	0	0	0	0	0	0	0	40	25.0	16.8
1:00 PM	4	7	10	12	1	0	0	0	0	0	0	0	0	34	27.0	21.6
2:00 PM	26	7	28	15	4	3	1	0	0	0	0	0	0	84	28.0	20.0
3:00 PM	23	9	15	15	7	1	0	0	0	0	0	0	0	70	28.0	19.0
4:00 PM	5	15	40	42	5	2	1	0	0	0	0	0	0	110	28.0	23.5
5:00 PM	0	12	49	52	9	0	0	0	0	0	0	0	0	122	28.0	24.2
6:00 PM	16	12	65	53	24	2	0	0	0	0	0	0	0	172	29.4	23.5
7:00 PM	5	7	39	51	20	1	1	0	0	0	0	0	0	124	30.0	25.2
8:00 PM	1	5	18	57	18	3	0	1	0	0	0	0	0	103	30.0	26.5
9:00 PM	0	3	19	29	23	4	0	0	0	0	0	0	0	78	32.5	27.4
10:00 PM	1	4	12	51	42	7	0	0	0	0	0	0	0	117	33.0	28.4
11:00 PM	0	1	9	32	46	10	1	1	0	0	0	0	0	100	34.0	30.0
Total	122	112	531	932	487	82	10	2	0	0	0	0	0	2278	31.0	25.8
Percent	5.36%	4.92%	23.31%	40.91%	21.38%	3.60%	0.44%	0.09%	0.00%	0.00%	0.00%	0.00%	0.00%			

AM Peak	9:00 AM	8:00 AM	8:00 AM	8:00 AM	8:00 AM	6:00 AM	4:00 AM									8:00 AM
Volume	7	9	70	182	99	13	2	0	0	0	0	0	0	0	0	373

PM Peak	2:00 PM	4:00 PM	6:00 PM	8:00 PM	11:00 PM	11:00 PM	2:00 PM	8:00 PM								6:00 PM
Volume	26	15	65	57	46	10	1	1	0	0	0	0	0	0	172	

15th Percentile:	21.0 MPH	Average Speed:	25.8 MPH	Posted Speed Limit:	35 MPH
50th Percentile:	27.0 MPH	10 MPH Pace:	22 to 31 MPH	Number of Vehicles > 35 MPH:	61
85th Percentile:	31.0 MPH	Number in Pace:	1611	Percent of Vehicles > 35 MPH:	2.7%
95th Percentile:	34.0 MPH	Percent in Pace:	70.7%		

Centre Street  
 between Willow Street & Corey Street  
 City, State: West Roxbury, MA  
 Client: Toole/T. Dennerlein  
 Site Code: 6131 Task 2



PDI File #: 229078 ATR B (speed)

Count Date  
 Friday, January 13, 2023

**Speed (60-minute)**

**Combined NB and SB**

Start Time:	1 to 14	15 to 19	20 to 24	25 to 29	30 to 34	35 to 39	40 to 44	45 to 49	50 to 54	55 to 59	60 to 64	65 to 69	70+	Total	85th %ile	Ave Speed
12:00 AM	0	0	12	20	7	8	0	0	0	0	0	0	0	47	35.0	28.2
1:00 AM	0	4	3	12	8	1	0	0	0	0	0	0	0	28	32.0	26.9
2:00 AM	0	1	3	13	5	2	0	0	0	0	0	0	0	24	32.0	27.8
3:00 AM	1	1	7	7	6	4	1	0	0	0	0	0	0	27	35.0	27.6
4:00 AM	0	0	7	16	21	5	3	0	0	0	0	0	0	52	34.4	30.1
5:00 AM	1	2	10	37	57	11	1	0	0	0	0	0	0	119	34.0	29.8
6:00 AM	1	4	45	151	137	23	1	1	0	0	0	0	0	363	33.0	28.8
7:00 AM	5	9	101	281	192	26	7	0	0	0	0	0	0	621	32.0	28.0
8:00 AM	5	20	156	379	162	21	1	1	0	0	0	0	0	745	31.0	26.9
9:00 AM	17	38	117	161	54	6	1	0	0	0	0	0	0	394	30.0	24.7
10:00 AM	4	25	99	135	27	4	0	1	0	0	0	0	0	295	29.0	25.0
11:00 AM	12	26	105	108	43	4	0	0	0	0	0	0	0	298	30.0	24.5
12:00 PM	23	41	136	139	31	4	0	0	0	0	0	0	0	374	28.1	23.6
1:00 PM	16	24	59	80	19	0	0	0	0	0	0	0	0	198	29.0	23.6
2:00 PM	29	35	119	121	39	4	1	0	0	0	0	0	0	348	29.0	23.7
3:00 PM	33	71	170	124	35	2	1	1	1	0	0	0	0	438	28.0	22.8
4:00 PM	13	81	171	155	28	6	1	0	0	0	0	0	0	455	28.0	23.3
5:00 PM	12	68	208	178	27	2	0	0	0	0	0	0	0	495	28.0	23.4
6:00 PM	30	51	207	140	55	3	0	0	0	0	0	0	0	486	29.0	23.4
7:00 PM	7	34	128	173	52	5	2	0	0	0	0	0	0	401	29.0	25.1
8:00 PM	4	16	89	139	53	4	1	1	0	0	0	0	0	307	30.0	25.8
9:00 PM	1	17	60	112	59	11	1	0	0	0	0	0	0	261	32.0	26.8
10:00 PM	2	9	37	117	71	15	1	1	0	0	0	0	0	253	32.0	27.9
11:00 PM	1	4	22	67	76	19	3	1	0	0	0	0	0	193	34.0	29.3
Total	217	581	2071	2865	1264	190	26	7	1	0	0	0	0	7222	31.0	25.5
Percent	3.00%	8.04%	28.68%	39.67%	17.50%	2.63%	0.36%	0.10%	0.01%	0.00%	0.00%	0.00%	0.00%			

AM Peak	9:00 AM	9:00 AM	8:00 AM	8:00 AM	7:00 AM	7:00 AM	7:00 AM	6:00 AM								8:00 AM
Volume	17	38	156	379	192	26	7	1	0	0	0	0	0	0	0	745

PM Peak	3:00 PM	4:00 PM	5:00 PM	5:00 PM	11:00 PM	11:00 PM	11:00 PM	3:00 PM	3:00 PM							5:00 PM
Volume	33	81	208	178	76	19	3	1	1	0	0	0	0	0	0	495

15th Percentile:	20.0 MPH	Average Speed:	25.5 MPH	Posted Speed Limit:	35 MPH
50th Percentile:	26.0 MPH	10 MPH Pace:	22 to 31 MPH	Number of Vehicles > 35 MPH:	160
85th Percentile:	31.0 MPH	Number in Pace:	5036	Percent of Vehicles > 35 MPH:	2.2%
95th Percentile:	33.0 MPH	Percent in Pace:	69.7%		

Centre Street  
 between Willow Street & Corey Street  
 City, State: West Roxbury, MA  
 Client: Toole/T. Dennerlein  
 Site Code: 6131 Task 2



PDI File #: 229078 ATR B (speed)

Count Date  
 Saturday, January 14, 2023

**Speed (60-minute)**

NB																
Start Time:	1 to 14	15 to 19	20 to 24	25 to 29	30 to 34	35 to 39	40 to 44	45 to 49	50 to 54	55 to 59	60 to 64	65 to 69	70+	Total	85th %ile	Ave Speed
12:00 AM	0	0	7	22	17	3	1	0	0	0	0	0	0	50	32.0	28.9
1:00 AM	0	0	4	10	17	3	0	0	0	0	0	0	0	34	33.0	29.8
2:00 AM	0	0	2	10	3	0	1	0	0	0	0	0	0	16	31.8	28.4
3:00 AM	1	3	2	4	4	0	0	0	0	0	0	0	0	14	31.1	24.5
4:00 AM	0	0	0	5	9	5	0	0	0	0	0	0	0	19	35.6	31.5
5:00 AM	0	0	5	19	10	7	0	0	0	0	0	0	0	41	35.0	29.5
6:00 AM	2	2	12	34	27	6	2	0	0	0	0	0	0	85	33.0	28.3
7:00 AM	0	5	27	61	45	5	1	0	0	0	0	0	0	144	32.0	27.7
8:00 AM	1	7	61	92	52	5	0	0	0	0	0	0	0	218	31.0	26.6
9:00 AM	5	22	69	119	58	5	1	0	0	0	0	0	0	279	31.0	26.0
10:00 AM	7	32	114	112	39	2	0	0	0	0	0	0	0	306	28.3	24.4
11:00 AM	7	50	123	113	38	2	3	0	0	0	0	0	0	336	29.0	24.0
12:00 PM	1	26	148	89	22	4	0	0	0	0	0	0	0	290	28.0	24.0
1:00 PM	7	22	114	140	35	6	1	0	0	0	0	0	0	325	29.0	24.9
2:00 PM	6	22	138	143	55	8	0	0	0	0	0	0	0	372	30.0	25.3
3:00 PM	4	21	92	144	59	9	1	1	0	0	0	0	0	331	31.0	26.1
4:00 PM	0	16	80	145	44	8	1	0	0	0	0	0	0	294	31.0	26.1
5:00 PM	4	20	116	111	41	7	0	0	0	0	0	0	0	299	30.0	25.2
6:00 PM	5	12	101	118	48	5	0	0	0	0	0	0	0	289	30.0	25.5
7:00 PM	2	13	70	97	58	6	1	0	0	0	0	0	0	247	31.0	26.3
8:00 PM	2	14	50	78	39	12	0	0	0	0	0	0	0	195	31.0	26.5
9:00 PM	2	4	36	59	37	8	2	0	0	0	0	0	0	148	32.0	27.3
10:00 PM	0	4	14	50	37	11	2	0	0	0	0	0	0	118	33.0	28.7
11:00 PM	3	3	9	35	39	10	1	0	0	0	0	0	0	100	33.0	28.6
Total	59	298	1394	1810	833	137	18	1	0	0	0	0	0	4550	31.0	25.9
Percent	1.30%	6.55%	30.64%	39.78%	18.31%	3.01%	0.40%	0.02%	0.00%	0.00%	0.00%	0.00%	0.00%			

AM Peak	10:00 AM	11:00 AM	11:00 AM	9:00 AM	9:00 AM	5:00 AM	11:00 AM									11:00 AM
Volume	7	50	123	119	58	7	3	0	0	0	0	0	0	0	0	336

PM Peak	1:00 PM	12:00 PM	12:00 PM	4:00 PM	3:00 PM	8:00 PM	9:00 PM	3:00 PM								2:00 PM
Volume	7	26	148	145	59	12	2	1	0	0	0	0	0	0	0	372

15th Percentile:	21.0 MPH	Average Speed:	25.9 MPH	Posted Speed Limit:	35 MPH
50th Percentile:	26.0 MPH	10 MPH Pace:	22 to 31 MPH	Number of Vehicles > 35 MPH:	92
85th Percentile:	31.0 MPH	Number in Pace:	3348	Percent of Vehicles > 35 MPH:	2.0%
95th Percentile:	33.0 MPH	Percent in Pace:	73.6%		



Centre Street  
between Willow Street & Corey Street  
City, State: West Roxbury, MA  
Client: Toole/T. Dennerlein  
Site Code: 6131 Task 2



PDI File #: 229078 ATR B (speed)

Count Date  
Saturday, January 14, 2023

Speed (60-minute)

SB																
Start Time:	1 to 14	15 to 19	20 to 24	25 to 29	30 to 34	35 to 39	40 to 44	45 to 49	50 to 54	55 to 59	60 to 64	65 to 69	70+	Total	85th %ile	Ave Speed
12:00 AM	1	0	6	16	22	8	1	0	0	0	0	0	0	54	35.0	29.6
1:00 AM	1	0	6	13	9	2	1	1	0	0	0	0	0	33	34.0	29.0
2:00 AM	0	0	4	8	12	4	0	0	0	0	0	0	0	28	33.0	30.1
3:00 AM	0	1	2	8	4	2	0	0	0	0	0	0	0	17	34.0	28.5
4:00 AM	0	0	11	14	4	3	0	0	0	0	0	0	0	32	30.7	27.0
5:00 AM	2	0	4	11	12	4	1	1	0	0	0	0	0	35	34.9	29.5
6:00 AM	0	0	7	38	31	4	1	0	0	0	0	0	0	81	32.0	29.0
7:00 AM	3	2	18	74	58	5	1	1	0	0	0	0	0	162	32.0	28.4
8:00 AM	2	9	47	98	43	6	1	0	0	0	0	0	0	206	31.0	26.6
9:00 AM	0	0	9	22	10	0	0	1	0	0	0	0	0	42	30.9	27.2
10:00 AM	2	2	6	24	10	0	0	0	0	0	0	0	0	44	30.6	25.5
11:00 AM	1	0	2	7	8	3	0	0	0	0	0	0	0	21	34.0	28.5
12:00 PM	3	5	12	18	0	0	0	0	0	0	0	0	0	38	28.0	22.7
1:00 PM	2	0	13	8	2	2	0	0	0	0	0	0	0	27	29.2	24.2
2:00 PM	0	0	6	7	2	2	0	0	0	0	0	0	0	17	31.6	27.1
3:00 PM	8	3	10	32	8	1	0	0	0	0	0	0	0	62	29.0	24.1
4:00 PM	0	3	13	47	22	5	0	0	0	0	0	0	0	90	32.0	27.8
5:00 PM	1	6	26	45	20	4	0	0	0	0	0	0	0	102	30.9	26.4
6:00 PM	0	1	10	24	12	2	1	0	0	0	0	0	0	50	32.0	27.7
7:00 PM	1	3	11	15	10	2	0	0	0	0	0	0	0	42	31.0	26.4
8:00 PM	2	7	33	65	21	3	0	0	0	0	0	0	0	131	30.0	25.9
9:00 PM	1	4	12	39	29	3	0	0	0	0	0	0	0	88	32.0	27.6
10:00 PM	5	0	8	29	28	7	2	0	0	0	0	0	0	79	33.3	27.9
11:00 PM	0	0	10	32	28	5	3	0	0	0	0	0	0	78	33.5	29.4
Total	35	46	286	694	405	77	12	4	0	0	0	0	0	1559	32.0	27.3
Percent	2.25%	2.95%	18.35%	44.52%	25.98%	4.94%	0.77%	0.26%	0.00%	0.00%	0.00%	0.00%	0.00%			

AM Peak	7:00 AM	8:00 AM	8:00 AM	8:00 AM	7:00 AM	12:00 AM	12:00 AM	1:00 AM								8:00 AM
Volume	3	9	47	98	58	8	1	1	0	0	0	0	0	0	0	206

PM Peak	3:00 PM	8:00 PM	8:00 PM	8:00 PM	9:00 PM	10:00 PM	11:00 PM									8:00 PM
Volume	8	7	33	65	29	7	3	0	0	0	0	0	0	0	0	131

15th Percentile:	23.0 MPH	Average Speed:	27.3 MPH	Posted Speed Limit:	35 MPH
50th Percentile:	28.0 MPH	10 MPH Pace:	23 to 32 MPH	Number of Vehicles > 35 MPH:	63
85th Percentile:	32.0 MPH	Number in Pace:	1180	Percent of Vehicles > 35 MPH:	4.0%
95th Percentile:	35.0 MPH	Percent in Pace:	75.7%		

Centre Street  
 between Willow Street & Corey Street  
 City, State: West Roxbury, MA  
 Client: Toole/T. Dennerlein  
 Site Code: 6131 Task 2



PDI File #: 229078 ATR B (speed)

Count Date  
 Saturday, January 14, 2023

**Speed (60-minute)**

**Combined NB and SB**

Start Time:	1 to 14	15 to 19	20 to 24	25 to 29	30 to 34	35 to 39	40 to 44	45 to 49	50 to 54	55 to 59	60 to 64	65 to 69	70+	Total	85th %ile	Ave Speed
12:00 AM	1	0	13	38	39	11	2	0	0	0	0	0	0	104	33.6	29.3
1:00 AM	1	0	10	23	26	5	1	1	0	0	0	0	0	67	33.1	29.4
2:00 AM	0	0	6	18	15	4	1	0	0	0	0	0	0	44	33.0	29.5
3:00 AM	1	4	4	12	8	2	0	0	0	0	0	0	0	31	33.0	26.7
4:00 AM	0	0	11	19	13	8	0	0	0	0	0	0	0	51	33.5	28.7
5:00 AM	2	0	9	30	22	11	1	1	0	0	0	0	0	76	35.0	29.5
6:00 AM	2	2	19	72	58	10	3	0	0	0	0	0	0	166	33.0	28.6
7:00 AM	3	7	45	135	103	10	2	1	0	0	0	0	0	306	32.0	28.1
8:00 AM	3	16	108	190	95	11	1	0	0	0	0	0	0	424	31.0	26.6
9:00 AM	5	22	78	141	68	5	1	1	0	0	0	0	0	321	31.0	26.1
10:00 AM	9	34	120	136	49	2	0	0	0	0	0	0	0	350	29.0	24.5
11:00 AM	8	50	125	120	46	5	3	0	0	0	0	0	0	357	29.6	24.3
12:00 PM	4	31	160	107	22	4	0	0	0	0	0	0	0	328	28.0	23.9
1:00 PM	9	22	127	148	37	8	1	0	0	0	0	0	0	352	29.0	24.9
2:00 PM	6	22	144	150	57	10	0	0	0	0	0	0	0	389	30.0	25.4
3:00 PM	12	24	102	176	67	10	1	1	0	0	0	0	0	393	30.2	25.8
4:00 PM	0	19	93	192	66	13	1	0	0	0	0	0	0	384	31.0	26.5
5:00 PM	5	26	142	156	61	11	0	0	0	0	0	0	0	401	30.0	25.5
6:00 PM	5	13	111	142	60	7	1	0	0	0	0	0	0	339	31.0	25.8
7:00 PM	3	16	81	112	68	8	1	0	0	0	0	0	0	289	31.0	26.3
8:00 PM	4	21	83	143	60	15	0	0	0	0	0	0	0	326	31.0	26.3
9:00 PM	3	8	48	98	66	11	2	0	0	0	0	0	0	236	32.0	27.4
10:00 PM	5	4	22	79	65	18	4	0	0	0	0	0	0	197	33.0	28.4
11:00 PM	3	3	19	67	67	15	4	0	0	0	0	0	0	178	33.0	29.0
Total	94	344	1680	2504	1238	214	30	5	0	0	0	0	0	6109	31.0	26.2
Percent	1.54%	5.63%	27.50%	40.99%	20.27%	3.50%	0.49%	0.08%	0.00%	0.00%	0.00%	0.00%	0.00%			

AM Peak	10:00 AM	11:00 AM	11:00 AM	8:00 AM	7:00 AM	12:00 AM	6:00 AM	1:00 AM							8:00 AM
Volume	9	50	125	190	103	11	3	1	0	0	0	0	0	0	424

PM Peak	3:00 PM	12:00 PM	12:00 PM	4:00 PM	7:00 PM	10:00 PM	10:00 PM	3:00 PM							5:00 PM
Volume	12	31	160	192	68	18	4	1	0	0	0	0	0	0	401

15th Percentile:	22.0 MPH	Average Speed:	26.2 MPH	Posted Speed Limit:	35 MPH
50th Percentile:	26.0 MPH	10 MPH Pace:	22 to 31 MPH	Number of Vehicles > 35 MPH:	155
85th Percentile:	31.0 MPH	Number in Pace:	4486	Percent of Vehicles > 35 MPH:	2.5%
95th Percentile:	34.0 MPH	Percent in Pace:	73.4%		



PDI File #: **229078 A**  
 Location: **N: Centre Street S: Centre Street**  
 Location: **E: Belgrade Avenue W: Manthorne Road**  
 City, State: **West Roxbury, MA**  
 Client: **Toole/T. Dennerlein**  
 Site Code: **6131 Task 2**  
 Count Date: **Thursday, January 12, 2023**  
 Start Time: **7:00 AM**  
 End Time: **7:00 PM**  
 Class:



**Cars and Heavy Vehicles (Combined)**

	Centre Street					Belgrade Avenue					Centre Street					Manthorne Road					Total
	from North					from East					from South					from West					
	Right	Thru	Left	U-Turn	Total	Right	Thru	Left	U-Turn	Total	Right	Thru	Left	U-Turn	Total	Right	Thru	Left	U-Turn	Total	
6:30 PM	0	97	6	3	106	8	0	31	0	39	49	85	0	1	135	12	2	6	0	20	300
6:45 PM	0	75	6	0	81	9	0	35	1	45	39	67	0	0	106	4	4	4	0	12	244
<b>Total</b>	0	392	38	3	433	33	0	154	1	188	175	342	0	1	518	28	18	13	0	59	1198
Grand Total	0	4423	429	7	4859	300	0	1964	1	2265	1799	3992	0	6	5797	199	134	87	0	420	13341
Approach %	0.0	91.0	8.8	0.1		13.2	0.0	86.7	0.0		31.0	68.9	0.0	0.1		47.4	31.9	20.7	0.0		
Total %	0.0	33.2	3.2	0.1	36.4	2.2	0.0	14.7	0.0	17.0	13.5	29.9	0.0	0.0	43.5	1.5	1.0	0.7	0.0	3.1	
Exiting Leg Total	4386					2363					6592					0					13341
Cars	0	4307	421	7	4735	275	0	1803	1	2079	1652	3873	0	6	5531	192	129	87	0	408	12753
% Cars	0.0	97.4	98.1	100.0	97.4	91.7	0.0	91.8	100.0	91.8	91.8	97.0	0.0	100.0	95.4	96.5	96.3	100.0	0.0	97.1	95.6
Exiting Leg Total	4242					2203					6308					0					12753
Heavy Vehicles	0	116	8	0	124	25	0	161	0	186	147	119	0	0	266	7	5	0	0	12	588
% Heavy Vehicles	0.0	2.6	1.9	0.0	2.6	8.3	0.0	8.2	0.0	8.2	8.2	3.0	0.0	0.0	4.6	3.5	3.7	0.0	0.0	2.9	4.4
Exiting Leg Total	144					160					284					0					588

AM Peak Hour Analysis from 07:00 AM to 10:00 AM begins at:

	Centre Street					Belgrade Avenue					Centre Street					Manthorne Road					Total
	from North					from East					from South					from West					
	Right	Thru	Left	U-Turn	Total	Right	Thru	Left	U-Turn	Total	Right	Thru	Left	U-Turn	Total	Right	Thru	Left	U-Turn	Total	
7:30 AM	0	66	0	0	66	15	0	67	0	82	21	87	0	0	108	2	2	2	0	6	262
7:45 AM	0	118	2	0	120	22	0	59	0	81	28	105	0	0	133	4	4	0	0	8	342
8:00 AM	0	90	6	0	96	5	0	31	0	36	23	104	0	0	127	2	3	1	0	6	265
8:15 AM	0	78	5	0	83	5	0	41	0	46	30	90	0	0	120	4	1	4	0	9	258
Total Volume	0	352	13	0	365	47	0	198	0	245	102	386	0	0	488	12	10	7	0	29	1127
% Approach Total	0.0	96.4	3.6	0.0		19.2	0.0	80.8	0.0		20.9	79.1	0.0	0.0		41.4	34.5	24.1	0.0		
PHF	0.000	0.746	0.542	0.000	0.760	0.534	0.000	0.739	0.000	0.747	0.850	0.919	0.000	0.000	0.917	0.750	0.625	0.438	0.000	0.806	0.824
Cars	0	341	11	0	352	43	0	181	0	224	86	366	0	0	452	11	10	7	0	28	1056
Cars %	0.0	96.9	84.6	0.0	96.4	91.5	0.0	91.4	0.0	91.4	84.3	94.8	0.0	0.0	92.6	91.7	100.0	100.0	0.0	96.6	93.7
Heavy Vehicles	0	11	2	0	13	4	0	17	0	21	16	20	0	0	36	1	0	0	0	1	71
Heavy Vehicles %	0.0	3.1	15.4	0.0	3.6	8.5	0.0	8.6	0.0	8.6	15.7	5.2	0.0	0.0	7.4	8.3	0.0	0.0	0.0	3.4	6.3
Cars Enter Leg	0	341	11	0	352	43	0	181	0	224	86	366	0	0	452	11	10	7	0	28	1056
Heavy Enter Leg	0	11	2	0	13	4	0	17	0	21	16	20	0	0	36	1	0	0	0	1	71
Total Entering Leg	0	352	13	0	365	47	0	198	0	245	102	386	0	0	488	12	10	7	0	29	1127
Cars Exiting Leg	416					107					533					0					1056
Heavy Exiting Leg	24					18					29					0					71
Total Exiting Leg	440					125					562					0					1127

MidDay Peak Hour Analysis from 10:00 AM to 2:00 PM begins at:

	Centre Street					Belgrade Avenue					Centre Street					Manthorne Road					Total
	from North					from East					from South					from West					
	Right	Thru	Left	U-Turn	Total	Right	Thru	Left	U-Turn	Total	Right	Thru	Left	U-Turn	Total	Right	Thru	Left	U-Turn	Total	
1:45 PM	0	79	8	0	87	4	0	50	0	54	38	82	0	0	120	3	3	1	0	7	268
2:00 PM	0	81	8	0	89	9	0	31	0	40	23	80	0	0	103	10	5	3	0	18	250
2:15 PM	0	89	9	1	99	4	0	42	0	46	40	93	0	0	133	2	5	2	0	9	287
2:30 PM	0	123	11	0	134	3	0	38	0	41	38	74	0	0	112	2	2	2	0	6	293
Total Volume	0	372	36	1	409	20	0	161	0	181	139	329	0	0	468	17	15	8	0	40	1098
% Approach Total	0.0	91.0	8.8	0.2		11.0	0.0	89.0	0.0		29.7	70.3	0.0	0.0		42.5	37.5	20.0	0.0		
PHF	0.000	0.756	0.818	0.250	0.763	0.556	0.000	0.805	0.000	0.838	0.869	0.884	0.000	0.000	0.880	0.425	0.750	0.667	0.000	0.556	0.937
Cars	0	364	35	1	400	19	0	150	0	169	131	324	0	0	455	16	15	8	0	39	1063
Cars %	0.0	97.8	97.2	100.0	97.8	95.0	0.0	93.2	0.0	93.4	94.2	98.5	0.0	0.0	97.2	94.1	100.0	100.0	0.0	97.5	96.8
Heavy Vehicles	0	8	1	0	9	1	0	11	0	12	8	5	0	0	13	1	0	0	0	1	35
Heavy Vehicles %	0.0	2.2	2.8	0.0	2.2	5.0	0.0	6.8	0.0	6.6	5.8	1.5	0.0	0.0	2.8	5.9	0.0	0.0	0.0	2.5	3.2
Cars Enter Leg	0	364	35	1	400	19	0	150	0	169	131	324	0	0	455	16	15	8	0	39	1063
Heavy Enter Leg	0	8	1	0	9	1	0	11	0	12	8	5	0	0	13	1	0	0	0	1	35
Total Entering Leg	0	372	36	1	409	20	0	161	0	181	139	329	0	0	468	17	15	8	0	40	1098
Cars Exiting Leg	352					181					530					0					1063
Heavy Exiting Leg	6					9					20					0					35
Total Exiting Leg	358					190					550					0					1098

PM Peak Hour Analysis from 2:00 PM to 07:00 PM begins at:

PDI File #: **229078 A**  
 Location: **N: Centre Street S: Centre Street**  
 Location: **E: Belgrade Avenue W: Manthorne Road**  
 City, State: **West Roxbury, MA**  
 Client: **Toole/T. Dennerlein**  
 Site Code: **6131 Task 2**  
 Count Date: **Thursday, January 12, 2023**  
 Start Time: **7:00 AM**  
 End Time: **7:00 PM**  
 Class:



**Cars and Heavy Vehicles (Combined)**

	Centre Street					Belgrade Avenue					Centre Street					Manthorne Road					Total
	from North					from East					from South					from West					
	Right	Thru	Left	U-Turn	Total	Right	Thru	Left	U-Turn	Total	Right	Thru	Left	U-Turn	Total	Right	Thru	Left	U-Turn	Total	
3:45 PM	Centre Street from North					Belgrade Avenue from East					Centre Street from South					Manthorne Road from West					
3:45 PM	0	108	13	0	121	8	0	38	0	46	61	96	0	0	157	7	2	5	0	14	338
4:00 PM	0	118	9	0	127	4	0	46	0	50	61	93	0	0	154	4	5	1	0	10	341
4:15 PM	0	135	25	0	160	5	0	54	0	59	73	97	0	0	170	5	6	1	0	12	401
4:30 PM	0	163	22	0	185	7	0	39	0	46	63	95	0	0	158	2	6	1	0	9	398
Total Volume	0	524	69	0	593	24	0	177	0	201	258	381	0	0	639	18	19	8	0	45	1478
% Approach Total	0.0	88.4	11.6	0.0		11.9	0.0	88.1	0.0		40.4	59.6	0.0	0.0		40.0	42.2	17.8	0.0		
PHF	0.000	0.804	0.690	0.000	0.801	0.750	0.000	0.819	0.000	0.852	0.884	0.982	0.000	0.000	0.940	0.643	0.792	0.400	0.000	0.804	0.921
Cars	0	517	68	0	585	22	0	162	0	184	245	368	0	0	613	18	18	8	0	44	1426
Cars %	0.0	98.7	98.6	0.0	98.7	91.7	0.0	91.5	0.0	91.5	95.0	96.6	0.0	0.0	95.9	100.0	94.7	100.0	0.0	97.8	96.5
Heavy Vehicles	0	7	1	0	8	2	0	15	0	17	13	13	0	0	26	0	1	0	0	1	52
Heavy Vehicles %	0.0	1.3	1.4	0.0	1.3	8.3	0.0	8.5	0.0	8.5	5.0	3.4	0.0	0.0	4.1	0.0	5.3	0.0	0.0	2.2	3.5
Cars Enter Leg	0	517	68	0	585	22	0	162	0	184	245	368	0	0	613	18	18	8	0	44	1426
Heavy Enter Leg	0	7	1	0	8	2	0	15	0	17	13	13	0	0	26	0	1	0	0	1	52
Total Entering Leg	0	524	69	0	593	24	0	177	0	201	258	381	0	0	639	18	19	8	0	45	1478
Cars Exiting Leg					398					331					697					0	1426
Heavy Exiting Leg					15					15					22					0	52
Total Exiting Leg					413					346					719					0	1478



PDI File #: **229078 A**  
 Location: **N: Centre Street S: Centre Street**  
 Location: **E: Belgrade Avenue W: Manthorne Road**  
 City, State: **West Roxbury, MA**  
 Client: **Toole/T. Dennerlein**  
 Site Code: **6131 Task 2**  
 Count Date: **Thursday, January 12, 2023**  
 Start Time: **7:00 AM**  
 End Time: **7:00 PM**  
 Class:



**Cars**

	Centre Street					Belgrade Avenue					Centre Street					Manthorne Road					Total
	from North					from East					from South					from West					
	Right	Thru	Left	U-Turn	Total	Right	Thru	Left	U-Turn	Total	Right	Thru	Left	U-Turn	Total	Right	Thru	Left	U-Turn	Total	
6:30 PM	0	97	6	3	106	7	0	27	0	34	45	84	0	1	130	12	2	6	0	20	290
6:45 PM	0	74	6	0	80	9	0	34	1	44	37	67	0	0	104	4	4	4	0	12	240
<b>Total</b>	<b>0</b>	<b>390</b>	<b>38</b>	<b>3</b>	<b>431</b>	<b>31</b>	<b>0</b>	<b>145</b>	<b>1</b>	<b>177</b>	<b>162</b>	<b>338</b>	<b>0</b>	<b>1</b>	<b>501</b>	<b>28</b>	<b>18</b>	<b>13</b>	<b>0</b>	<b>59</b>	<b>1168</b>
<b>Grand Total</b>	<b>0</b>	<b>4307</b>	<b>421</b>	<b>7</b>	<b>4735</b>	<b>275</b>	<b>0</b>	<b>1803</b>	<b>1</b>	<b>2079</b>	<b>1652</b>	<b>3873</b>	<b>0</b>	<b>6</b>	<b>5531</b>	<b>192</b>	<b>129</b>	<b>87</b>	<b>0</b>	<b>408</b>	<b>12753</b>
Approach %	0.0	91.0	8.9	0.1		13.2	0.0	86.7	0.0		29.9	70.0	0.0	0.1		47.1	31.6	21.3	0.0		
Total %	0.0	33.8	3.3	0.1	37.1	2.2	0.0	14.1	0.0	16.3	13.0	30.4	0.0	0.0	43.4	1.5	1.0	0.7	0.0	3.2	
Exiting Leg Total	4242					2203					6308					0					12753

AM Peak Hour Analysis from 07:00 AM to 10:00 AM begins at:

	Centre Street					Belgrade Avenue					Centre Street					Manthorne Road					Total
	from North					from East					from South					from West					
	Right	Thru	Left	U-Turn	Total	Right	Thru	Left	U-Turn	Total	Right	Thru	Left	U-Turn	Total	Right	Thru	Left	U-Turn	Total	
7:45 AM	0	115	2	0	117	21	0	53	0	74	23	98	0	0	121	4	4	0	0	8	320
8:00 AM	0	90	5	0	95	5	0	28	0	33	18	100	0	0	118	2	3	1	0	6	252
8:15 AM	0	75	4	0	79	4	0	38	0	42	26	87	0	0	113	4	1	4	0	9	243
8:30 AM	0	79	6	0	85	5	0	43	0	48	32	78	0	0	110	0	0	3	0	3	246
Total Volume	0	359	17	0	376	35	0	162	0	197	99	363	0	0	462	10	8	8	0	26	1061
% Approach Total	0.0	95.5	4.5	0.0		17.8	0.0	82.2	0.0		21.4	78.6	0.0	0.0		38.5	30.8	30.8	0.0		
PHF	0.000	0.780	0.708	0.000	0.803	0.417	0.000	0.764	0.000	0.666	0.773	0.908	0.000	0.000	0.955	0.625	0.500	0.500	0.000	0.722	0.829
Entering Leg	0	359	17	0	376	35	0	162	0	197	99	363	0	0	462	10	8	8	0	26	1061
Exiting Leg	406					124					531					0					1061
Total	782					321					993					26					2122

MidDay Peak Hour Analysis from 10:00 AM to 2:00 PM begins at:

	Centre Street					Belgrade Avenue					Centre Street					Manthorne Road					Total
	from North					from East					from South					from West					
	Right	Thru	Left	U-Turn	Total	Right	Thru	Left	U-Turn	Total	Right	Thru	Left	U-Turn	Total	Right	Thru	Left	U-Turn	Total	
1:45 PM	0	78	8	0	86	4	0	48	0	52	36	80	0	0	116	3	3	1	0	7	261
2:00 PM	0	78	8	0	86	8	0	28	0	36	23	79	0	0	102	9	5	3	0	17	241
2:15 PM	0	87	8	1	96	4	0	37	0	41	37	91	0	0	128	2	5	2	0	9	274
2:30 PM	0	121	11	0	132	3	0	37	0	40	35	74	0	0	109	2	2	2	0	6	287
Total Volume	0	364	35	1	400	19	0	150	0	169	131	324	0	0	455	16	15	8	0	39	1063
% Approach Total	0.0	91.0	8.8	0.3		11.2	0.0	88.8	0.0		28.8	71.2	0.0	0.0		41.0	38.5	20.5	0.0		
PHF	0.000	0.752	0.795	0.250	0.758	0.594	0.000	0.781	0.000	0.813	0.885	0.890	0.000	0.000	0.889	0.444	0.750	0.667	0.000	0.574	0.926
Entering Leg	0	364	35	1	400	19	0	150	0	169	131	324	0	0	455	16	15	8	0	39	1063
Exiting Leg	352					181					530					0					1063
Total	752					350					985					39					2126

PM Peak Hour Analysis from 2:00 PM to 07:00 PM begins at:

	Centre Street					Belgrade Avenue					Centre Street					Manthorne Road					Total
	from North					from East					from South					from West					
	Right	Thru	Left	U-Turn	Total	Right	Thru	Left	U-Turn	Total	Right	Thru	Left	U-Turn	Total	Right	Thru	Left	U-Turn	Total	
3:45 PM	0	105	13	0	118	7	0	34	0	41	58	91	0	0	149	7	2	5	0	14	322
4:00 PM	0	118	9	0	127	3	0	42	0	45	59	90	0	0	149	4	5	1	0	10	331
4:15 PM	0	135	25	0	160	5	0	51	0	56	69	93	0	0	162	5	6	1	0	12	390
4:30 PM	0	159	21	0	180	7	0	35	0	42	59	94	0	0	153	2	5	1	0	8	383
Total Volume	0	517	68	0	585	22	0	162	0	184	245	368	0	0	613	18	18	8	0	44	1426
% Approach Total	0.0	88.4	11.6	0.0		12.0	0.0	88.0	0.0		40.0	60.0	0.0	0.0		40.9	40.9	18.2	0.0		
PHF	0.000	0.813	0.680	0.000	0.813	0.786	0.000	0.794	0.000	0.821	0.888	0.979	0.000	0.000	0.946	0.643	0.750	0.400	0.000	0.786	0.914
Entering Leg	0	517	68	0	585	22	0	162	0	184	245	368	0	0	613	18	18	8	0	44	1426
Exiting Leg	398					331					697					0					1426
Total	983					515					1310					44					2852





PDI File #: **229078 A**  
 Location: **N: Centre Street S: Centre Street**  
 Location: **E: Belgrade Avenue W: Manthorne Road**  
 City, State: **West Roxbury, MA**  
 Client: **Toole/T. Dennerlein**  
 Site Code: **6131 Task 2**  
 Count Date: **Thursday, January 12, 2023**  
 Start Time: **7:00 AM**  
 End Time: **7:00 PM**  
 Class:



### Heavy Vehicles-Combined (Buses, Single-Unit Trucks, Articulated Trucks)

	Centre Street					Belgrade Avenue					Centre Street					Manthorne Road					Total
	from North					from East					from South					from West					
	Right	Thru	Left	U-Turn	Total	Right	Thru	Left	U-Turn	Total	Right	Thru	Left	U-Turn	Total	Right	Thru	Left	U-Turn	Total	
6:30 PM	0	0	0	0	0	1	0	4	0	5	4	1	0	0	5	0	0	0	0	0	10
6:45 PM	0	1	0	0	1	0	0	1	0	1	2	0	0	0	2	0	0	0	0	0	4
<b>Total</b>	<b>0</b>	<b>2</b>	<b>0</b>	<b>0</b>	<b>2</b>	<b>2</b>	<b>0</b>	<b>9</b>	<b>0</b>	<b>11</b>	<b>13</b>	<b>4</b>	<b>0</b>	<b>0</b>	<b>17</b>	<b>0</b>	<b>0</b>	<b>0</b>	<b>0</b>	<b>0</b>	<b>30</b>
Grand Total	0	116	8	0	124	25	0	161	0	186	147	119	0	0	266	7	5	0	0	12	588
Approach %	0.0	93.5	6.5	0.0		13.4	0.0	86.6	0.0		55.3	44.7	0.0	0.0		58.3	41.7	0.0	0.0		
Total %	0.0	19.7	1.4	0.0	21.1	4.3	0.0	27.4	0.0	31.6	25.0	20.2	0.0	0.0	45.2	1.2	0.9	0.0	0.0	2.0	
Exiting Leg Total	144					160					284					0					588
Buses	0	39	2	0	41	18	0	112	0	130	109	47	0	0	156	0	1	0	0	1	328
% Buses	0.0	33.6	25.0	0.0	33.1	72.0	0.0	69.6	0.0	69.9	74.1	39.5	0.0	0.0	58.6	0.0	20.0	0.0	0.0	8.3	55.8
Exiting Leg Total	65					112					151					0					328
Single-Unit Trucks	0	73	6	0	79	6	0	45	0	51	37	61	0	0	98	7	4	0	0	11	239
% Single-Unit	0.0	62.9	75.0	0.0	63.7	24.0	0.0	28.0	0.0	27.4	25.2	51.3	0.0	0.0	36.8	100.0	80.0	0.0	0.0	91.7	40.6
Exiting Leg Total	67					47					125					0					239
Articulated Trucks	0	4	0	0	4	1	0	4	0	5	1	11	0	0	12	0	0	0	0	0	21
% Articulated	0.0	3.4	0.0	0.0	3.2	4.0	0.0	2.5	0.0	2.7	0.7	9.2	0.0	0.0	4.5	0.0	0.0	0.0	0.0	0.0	3.6
Exiting Leg Total	12					1					8					0					21

#### AM Peak Hour Analysis from 07:00 AM to 10:00 AM begins at:

	Centre Street					Belgrade Avenue					Centre Street					Manthorne Road					Total
	from North					from East					from South					from West					
	Right	Thru	Left	U-Turn	Total	Right	Thru	Left	U-Turn	Total	Right	Thru	Left	U-Turn	Total	Right	Thru	Left	U-Turn	Total	
8:30 AM	0	3	0	0	3	0	0	6	0	6	5	1	0	0	6	1	0	0	0	1	16
8:45 AM	0	3	0	0	3	1	0	7	0	8	1	3	0	0	4	0	0	0	0	0	15
9:00 AM	0	7	1	0	8	1	0	5	0	6	7	6	0	0	13	0	0	0	0	0	27
9:15 AM	0	2	0	0	2	0	0	3	0	3	3	8	0	0	11	1	0	0	0	1	17
Total Volume	0	15	1	0	16	2	0	21	0	23	16	18	0	0	34	2	0	0	0	2	75
% Approach Total	0.0	93.8	6.3	0.0		8.7	0.0	91.3	0.0		47.1	52.9	0.0	0.0		100.0	0.0	0.0	0.0		
PHF	0.000	0.536	0.250	0.000	0.500	0.500	0.000	0.750	0.000	0.719	0.571	0.563	0.000	0.000	0.654	0.500	0.000	0.000	0.000	0.500	0.694
Buses	0	9	0	0	9	2	0	14	0	16	12	4	0	0	16	0	0	0	0	0	41
Buses %	0.0	60.0	0.0	0.0	56.3	100.0	0.0	66.7	0.0	69.6	75.0	22.2	0.0	0.0	47.1	0.0	0.0	0.0	0.0	0.0	54.7
Single-Unit Trucks	0	5	1	0	6	0	0	6	0	6	3	11	0	0	14	2	0	0	0	2	28
Single-Unit %	0.0	33.3	100.0	0.0	37.5	0.0	0.0	28.6	0.0	26.1	18.8	61.1	0.0	0.0	41.2	100.0	0.0	0.0	0.0	100.0	37.3
Articulated Trucks	0	1	0	0	1	0	0	1	0	1	1	3	0	0	4	0	0	0	0	0	6
Articulated %	0.0	6.7	0.0	0.0	6.3	0.0	0.0	4.8	0.0	4.3	6.3	16.7	0.0	0.0	11.8	0.0	0.0	0.0	0.0	0.0	8.0
Buses	0	9	0	0	9	2	0	14	0	16	12	4	0	0	16	0	0	0	0	0	41
Single-Unit Trucks	0	5	1	0	6	0	0	6	0	6	3	11	0	0	14	2	0	0	0	2	28
Articulated Trucks	0	1	0	0	1	0	0	1	0	1	1	3	0	0	4	0	0	0	0	0	6
Total Entering Leg	0	15	1	0	16	2	0	21	0	23	16	18	0	0	34	2	0	0	0	2	75
Buses	6					12					23					0					41
Single-Unit Trucks	11					4					13					0					28
Articulated Trucks	3					1					2					0					6
Total Exiting Leg	20					17					38					0					75

#### MidDay Peak Hour Analysis from 10:00 AM to 2:00 PM begins at:

	Centre Street					Belgrade Avenue					Centre Street					Manthorne Road					Total
	from North					from East					from South					from West					
	Right	Thru	Left	U-Turn	Total	Right	Thru	Left	U-Turn	Total	Right	Thru	Left	U-Turn	Total	Right	Thru	Left	U-Turn	Total	
11:45 AM	0	4	0	0	4	0	0	4	0	4	1	3	0	0	4	0	0	0	0	0	12
12:00 PM	0	3	0	0	3	1	0	2	0	3	3	1	0	0	4	0	0	0	0	0	10
12:15 PM	0	4	0	0	4	0	0	4	0	4	3	2	0	0	5	0	0	0	0	0	13
12:30 PM	0	3	0	0	3	2	0	2	0	4	3	1	0	0	4	1	1	0	0	2	13
Total Volume	0	14	0	0	14	3	0	12	0	15	10	7	0	0	17	1	1	0	0	2	48
% Approach Total	0.0	100.0	0.0	0.0		20.0	0.0	80.0	0.0		58.8	41.2	0.0	0.0		50.0	50.0	0.0	0.0		
PHF	0.000	0.875	0.000	0.000	0.875	0.375	0.000	0.750	0.000	0.938	0.833	0.583	0.000	0.000	0.850	0.250	0.250	0.000	0.000	0.250	0.923
Buses	0	2	0	0	2	1	0	4	0	5	4	0	0	0	4	0	0	0	0	0	11
Buses %	0.0	14.3	0.0	0.0	14.3	33.3	0.0	33.3	0.0	33.3	40.0	0.0	0.0	0.0	23.5	0.0	0.0	0.0	0.0	0.0	22.9
Single-Unit Trucks	0	12	0	0	12	2	0	7	0	9	6	7	0	0	13	1	1	0	0	2	36
Single-Unit %	0.0	85.7	0.0	0.0	85.7	66.7	0.0	58.3	0.0	60.0	60.0	100.0	0.0	0.0	76.5	100.0	100.0	0.0	0.0	100.0	75.0

PDI File #: **229078 A**  
 Location: **N: Centre Street S: Centre Street**  
 Location: **E: Belgrade Avenue W: Manthorne Road**  
 City, State: **West Roxbury, MA**  
 Client: **Toole/T. Dennerlein**  
 Site Code: **6131 Task 2**  
 Count Date: **Thursday, January 12, 2023**  
 Start Time: **7:00 AM**  
 End Time: **7:00 PM**  
 Class:



**Heavy Vehicles-Combined (Buses, Single-Unit Trucks, Articulated Trucks)**

	Centre Street					Belgrade Avenue					Centre Street					Manthorne Road					Total
	from North					from East					from South					from West					
	Right	Thru	Left	U-Turn	Total	Right	Thru	Left	U-Turn	Total	Right	Thru	Left	U-Turn	Total	Right	Thru	Left	U-Turn	Total	
Articulated Trucks	0	0	0	0	0	0	0	1	0	1	0	0	0	0	0	0	0	0	0	0	1
Articulated %	0.0	0.0	0.0	0.0	0.0	0.0	0.0	8.3	0.0	6.7	0.0	0.0	0.0	0.0	0.0	0.0	0.0	0.0	0.0	0.0	2.1
Buses	0	2	0	0	2	1	0	4	0	5	4	0	0	0	4	0	0	0	0	0	11
Single-Unit Trucks	0	12	0	0	12	2	0	7	0	9	6	7	0	0	13	1	1	0	0	2	36
Articulated Trucks	0	0	0	0	0	0	0	1	0	1	0	0	0	0	0	0	0	0	0	0	1
Total Entering Leg	0	14	0	0	14	3	0	12	0	15	10	7	0	0	17	1	1	0	0	2	48
Buses					1					4					6					0	11
Single-Unit Trucks					9					7					20					0	36
Articulated Trucks					0					0					1					0	1
Total Exiting Leg					10					11					27					0	48

PM Peak Hour Analysis from 2:00 PM to 07:00 PM begins at:

3:00 PM	Centre Street					Belgrade Avenue					Centre Street					Manthorne Road					Total
	from North					from East					from South					from West					
	Right	Thru	Left	U-Turn	Total	Right	Thru	Left	U-Turn	Total	Right	Thru	Left	U-Turn	Total	Right	Thru	Left	U-Turn	Total	
3:00 PM	0	1	1	0	2	1	0	6	0	7	3	2	0	0	5	0	0	0	0	0	14
3:15 PM	0	2	0	0	2	0	0	5	0	5	3	3	0	0	6	0	0	0	0	0	13
3:30 PM	0	3	0	0	3	0	0	5	0	5	5	2	0	0	7	1	0	0	0	1	16
3:45 PM	0	3	0	0	3	1	0	4	0	5	3	5	0	0	8	0	0	0	0	0	16
Total Volume	0	9	1	0	10	2	0	20	0	22	14	12	0	0	26	1	0	0	0	1	59
% Approach Total	0.0	90.0	10.0	0.0		9.1	0.0	90.9	0.0		53.8	46.2	0.0	0.0		100.0	0.0	0.0	0.0		
PHF	0.000	0.750	0.250	0.000	0.833	0.500	0.000	0.833	0.000	0.786	0.700	0.600	0.000	0.000	0.813	0.250	0.000	0.000	0.000	0.250	0.922
Buses	0	6	1	0	7	2	0	18	0	20	12	8	0	0	20	0	0	0	0	0	47
Buses %	0.0	66.7	100.0	0.0	70.0	100.0	0.0	90.0	0.0	90.9	85.7	66.7	0.0	0.0	76.9	0.0	0.0	0.0	0.0	0.0	79.7
Single-Unit Trucks	0	2	0	0	2	0	0	2	0	2	2	2	0	0	4	1	0	0	0	1	9
Single-Unit %	0.0	22.2	0.0	0.0	20.0	0.0	0.0	10.0	0.0	9.1	14.3	16.7	0.0	0.0	15.4	100.0	0.0	0.0	0.0	100.0	15.3
Articulated Trucks	0	1	0	0	1	0	0	0	0	0	0	2	0	0	2	0	0	0	0	0	3
Articulated %	0.0	11.1	0.0	0.0	10.0	0.0	0.0	0.0	0.0	0.0	0.0	16.7	0.0	0.0	7.7	0.0	0.0	0.0	0.0	0.0	5.1
Buses	0	6	1	0	7	2	0	18	0	20	12	8	0	0	20	0	0	0	0	0	47
Single-Unit Trucks	0	2	0	0	2	0	0	2	0	2	2	2	0	0	4	1	0	0	0	1	9
Articulated Trucks	0	1	0	0	1	0	0	0	0	0	0	2	0	0	2	0	0	0	0	0	3
Total Entering Leg	0	9	1	0	10	2	0	20	0	22	14	12	0	0	26	1	0	0	0	1	59
Buses					10					13					24					0	47
Single-Unit Trucks					2					2					5					0	9
Articulated Trucks					2					0					1					0	3
Total Exiting Leg					14					15					30					0	59

PDI File #: **229078 A**  
 Location: **N: Centre Street S: Centre Street**  
 Location: **E: Belgrade Avenue W: Manthorne Road**  
 City, State: **West Roxbury, MA**  
 Client: **Toole/T. Dennerlein**  
 Site Code: **6131 Task 2**  
 Count Date: **Thursday, January 12, 2023**  
 Start Time: **7:00 AM**  
 End Time: **7:00 PM**  
 Class:



**Buses**

	Centre Street					Belgrade Avenue					Centre Street					Manthorne Road					Total
	from North					from East					from South					from West					
	Right	Thru	Left	U-Turn	Total	Right	Thru	Left	U-Turn	Total	Right	Thru	Left	U-Turn	Total	Right	Thru	Left	U-Turn	Total	
7:00 AM	0	4	0	0	4	1	0	3	0	4	2	2	0	0	4	0	0	0	0	0	12
7:15 AM	0	1	0	0	1	0	0	4	0	4	3	3	0	0	6	0	0	0	0	0	11
7:30 AM	0	2	0	0	2	1	0	4	0	5	2	3	0	0	5	0	0	0	0	0	12
7:45 AM	0	1	0	0	1	1	0	2	0	3	5	2	0	0	7	0	0	0	0	0	11
Total	0	8	0	0	8	3	0	13	0	16	12	10	0	0	22	0	0	0	0	0	46
8:00 AM	0	0	0	0	0	0	0	3	0	3	3	1	0	0	4	0	0	0	0	0	7
8:15 AM	0	0	0	0	0	1	0	2	0	3	4	0	0	0	4	0	0	0	0	0	7
8:30 AM	0	2	0	0	2	0	0	4	0	4	3	0	0	0	3	0	0	0	0	0	9
8:45 AM	0	1	0	0	1	1	0	3	0	4	1	1	0	0	2	0	0	0	0	0	7
Total	0	3	0	0	3	2	0	12	0	14	11	2	0	0	13	0	0	0	0	0	30
9:00 AM	0	5	0	0	5	1	0	4	0	5	5	2	0	0	7	0	0	0	0	0	17
9:15 AM	0	1	0	0	1	0	0	3	0	3	3	1	0	0	4	0	0	0	0	0	8
9:30 AM	0	2	0	0	2	0	0	2	0	2	4	4	0	0	8	0	0	0	0	0	12
9:45 AM	0	2	0	0	2	0	0	1	0	1	2	3	0	0	5	0	0	0	0	0	8
Total	0	10	0	0	10	1	0	10	0	11	14	10	0	0	24	0	0	0	0	0	45
10:00 AM	0	0	0	0	0	1	0	1	0	2	2	1	0	0	3	0	0	0	0	0	5
10:15 AM	0	0	0	0	0	0	0	1	0	1	1	0	0	0	1	0	0	0	0	0	2
10:30 AM	0	0	0	0	0	0	0	1	0	1	0	0	0	0	0	0	0	0	0	0	1
10:45 AM	0	0	0	0	0	0	0	1	0	1	3	1	0	0	4	0	0	0	0	0	5
Total	0	0	0	0	0	1	0	4	0	5	6	2	0	0	8	0	0	0	0	0	13
11:00 AM	0	0	0	0	0	0	0	1	0	1	1	0	0	0	1	0	0	0	0	0	2
11:15 AM	0	0	0	0	0	0	0	1	0	1	0	1	0	0	1	0	0	0	0	0	2
11:30 AM	0	0	0	0	0	0	0	1	0	1	1	0	0	0	1	0	0	0	0	0	2
11:45 AM	0	0	0	0	0	0	0	1	0	1	1	0	0	0	1	0	0	0	0	0	2
Total	0	0	0	0	0	0	0	4	0	4	3	1	0	0	4	0	0	0	0	0	8
12:00 PM	0	1	0	0	1	1	0	1	0	2	1	0	0	0	1	0	0	0	0	0	4
12:15 PM	0	1	0	0	1	0	0	1	0	1	0	0	0	0	0	0	0	0	0	0	2
12:30 PM	0	0	0	0	0	0	0	1	0	1	2	0	0	0	2	0	0	0	0	0	3
12:45 PM	0	0	0	0	0	0	0	1	0	1	1	1	0	0	2	0	0	0	0	0	3
Total	0	2	0	0	2	1	0	4	0	5	4	1	0	0	5	0	0	0	0	0	12
1:00 PM	0	0	0	0	0	1	0	2	0	3	1	0	0	0	1	0	0	0	0	0	4
1:15 PM	0	0	0	0	0	0	0	0	0	0	1	0	0	0	1	0	0	0	0	0	1
1:30 PM	0	1	0	0	1	0	0	1	0	1	3	0	0	0	3	0	0	0	0	0	5
1:45 PM	0	0	0	0	0	0	0	2	0	2	2	0	0	0	2	0	0	0	0	0	4
Total	0	1	0	0	1	1	0	5	0	6	7	0	0	0	7	0	0	0	0	0	14
2:00 PM	0	0	0	0	0	1	0	2	0	3	0	0	0	0	0	0	0	0	0	0	3
2:15 PM	0	1	0	0	1	0	0	3	0	3	2	1	0	0	3	0	0	0	0	0	7
2:30 PM	0	1	0	0	1	0	0	0	0	0	2	0	0	0	2	0	0	0	0	0	3
2:45 PM	0	1	0	0	1	0	0	4	0	4	2	0	0	0	2	0	0	0	0	0	7
Total	0	3	0	0	3	1	0	9	0	10	6	1	0	0	7	0	0	0	0	0	20
3:00 PM	0	1	1	0	2	1	0	6	0	7	2	1	0	0	3	0	0	0	0	0	12
3:15 PM	0	2	0	0	2	0	0	3	0	3	3	2	0	0	5	0	0	0	0	0	10
3:30 PM	0	1	0	0	1	0	0	5	0	5	5	1	0	0	6	0	0	0	0	0	12
3:45 PM	0	2	0	0	2	1	0	4	0	5	2	4	0	0	6	0	0	0	0	0	13
Total	0	6	1	0	7	2	0	18	0	20	12	8	0	0	20	0	0	0	0	0	47
4:00 PM	0	0	0	0	0	1	0	4	0	5	2	3	0	0	5	0	0	0	0	0	10
4:15 PM	0	0	0	0	0	0	0	3	0	3	4	3	0	0	7	0	0	0	0	0	10
4:30 PM	0	0	1	0	1	0	0	2	0	2	4	1	0	0	5	0	1	0	0	1	9
4:45 PM	0	0	0	0	0	1	0	4	0	5	3	1	0	0	4	0	0	0	0	0	9
Total	0	0	1	0	1	2	0	13	0	15	13	8	0	0	21	0	1	0	0	1	38
5:00 PM	0	2	0	0	2	0	0	2	0	2	2	0	0	0	2	0	0	0	0	0	6
5:15 PM	0	1	0	0	1	1	0	3	0	4	2	1	0	0	3	0	0	0	0	0	8
5:30 PM	0	2	0	0	2	1	0	3	0	4	3	0	0	0	3	0	0	0	0	0	9
5:45 PM	0	1	0	0	1	0	0	4	0	4	1	2	0	0	3	0	0	0	0	0	8
Total	0	6	0	0	6	2	0	12	0	14	8	3	0	0	11	0	0	0	0	0	31
6:00 PM	0	0	0	0	0	0	0	1	0	1	3	0	0	0	3	0	0	0	0	0	4
6:15 PM	0	0	0	0	0	1	0	2	0	3	4	0	0	0	4	0	0	0	0	0	7

PDI File #: **229078 A**  
 Location: **N: Centre Street S: Centre Street**  
 Location: **E: Belgrade Avenue W: Manthorne Road**  
 City, State: **West Roxbury, MA**  
 Client: **Toole/T. Dennerlein**  
 Site Code: **6131 Task 2**  
 Count Date: **Thursday, January 12, 2023**  
 Start Time: **7:00 AM**  
 End Time: **7:00 PM**  
 Class:



**Buses**

	Centre Street					Belgrade Avenue					Centre Street					Manthorne Road					Total
	from North					from East					from South					from West					
	Right	Thru	Left	U-Turn	Total	Right	Thru	Left	U-Turn	Total	Right	Thru	Left	U-Turn	Total	Right	Thru	Left	U-Turn	Total	
6:30 PM	0	0	0	0	0	1	0	4	0	5	4	1	0	0	5	0	0	0	0	0	10
6:45 PM	0	0	0	0	0	0	0	1	0	1	2	0	0	0	2	0	0	0	0	0	3
<b>Total</b>	0	0	0	0	0	2	0	8	0	10	13	1	0	0	14	0	0	0	0	0	24
<b>Grand Total</b>	0	39	2	0	41	18	0	112	0	130	109	47	0	0	156	0	1	0	0	1	328
<b>Approach %</b>	0.0	95.1	4.9	0.0		13.8	0.0	86.2	0.0		69.9	30.1	0.0	0.0		0.0	100.0	0.0	0.0		
<b>Total %</b>	0.0	11.9	0.6	0.0	12.5	5.5	0.0	34.1	0.0	39.6	33.2	14.3	0.0	0.0	47.6	0.0	0.3	0.0	0.0	0.3	
<b>Exiting Leg Total</b>	65					112					151					0					328

**AM Peak Hour Analysis from 07:00 AM to 10:00 AM begins at:**

	Centre Street					Belgrade Avenue					Centre Street					Manthorne Road					Total
	from North					from East					from South					from West					
	Right	Thru	Left	U-Turn	Total	Right	Thru	Left	U-Turn	Total	Right	Thru	Left	U-Turn	Total	Right	Thru	Left	U-Turn	Total	
7:00 AM	0	4	0	0	4	1	0	3	0	4	2	2	0	0	4	0	0	0	0	0	12
7:15 AM	0	1	0	0	1	0	0	4	0	4	3	3	0	0	6	0	0	0	0	0	11
7:30 AM	0	2	0	0	2	1	0	4	0	5	2	3	0	0	5	0	0	0	0	0	12
7:45 AM	0	1	0	0	1	1	0	2	0	3	5	2	0	0	7	0	0	0	0	0	11
<b>Total Volume</b>	0	8	0	0	8	3	0	13	0	16	12	10	0	0	22	0	0	0	0	0	46
<b>% Approach Total</b>	0.0	100.0	0.0	0.0		18.8	0.0	81.3	0.0		54.5	45.5	0.0	0.0		0.0	0.0	0.0	0.0		
<b>PHF</b>	0.000	0.500	0.000	0.000	0.500	0.750	0.000	0.813	0.000	0.800	0.600	0.833	0.000	0.000	0.786	0.000	0.000	0.000	0.000	0.000	0.958
<b>Entering Leg</b>	0	8	0	0	8	3	0	13	0	16	12	10	0	0	22	0	0	0	0	0	46
<b>Exiting Leg</b>	13					12					21					0					46
<b>Total</b>	21					28					43					0					92

**MidDay Peak Hour Analysis from 10:00 AM to 2:00 PM begins at:**

	Centre Street					Belgrade Avenue					Centre Street					Manthorne Road					Total
	from North					from East					from South					from West					
	Right	Thru	Left	U-Turn	Total	Right	Thru	Left	U-Turn	Total	Right	Thru	Left	U-Turn	Total	Right	Thru	Left	U-Turn	Total	
1:30 PM	0	1	0	0	1	0	0	1	0	1	3	0	0	0	3	0	0	0	0	0	5
1:45 PM	0	0	0	0	0	0	0	2	0	2	2	0	0	0	2	0	0	0	0	0	4
2:00 PM	0	0	0	0	0	1	0	2	0	3	0	0	0	0	0	0	0	0	0	0	3
2:15 PM	0	1	0	0	1	0	0	3	0	3	2	1	0	0	3	0	0	0	0	0	7
<b>Total Volume</b>	0	2	0	0	2	1	0	8	0	9	7	1	0	0	8	0	0	0	0	0	19
<b>% Approach Total</b>	0.0	100.0	0.0	0.0		11.1	0.0	88.9	0.0		87.5	12.5	0.0	0.0		0.0	0.0	0.0	0.0		
<b>PHF</b>	0.000	0.500	0.000	0.000	0.500	0.250	0.000	0.667	0.000	0.750	0.583	0.250	0.000	0.000	0.667	0.000	0.000	0.000	0.000	0.000	0.679
<b>Entering Leg</b>	0	2	0	0	2	1	0	8	0	9	7	1	0	0	8	0	0	0	0	0	19
<b>Exiting Leg</b>	2					7					10					0					19
<b>Total</b>	4					16					18					0					38

**PM Peak Hour Analysis from 2:00 PM to 07:00 PM begins at:**

	Centre Street					Belgrade Avenue					Centre Street					Manthorne Road					Total
	from North					from East					from South					from West					
	Right	Thru	Left	U-Turn	Total	Right	Thru	Left	U-Turn	Total	Right	Thru	Left	U-Turn	Total	Right	Thru	Left	U-Turn	Total	
3:00 PM	0	1	1	0	2	1	0	6	0	7	2	1	0	0	3	0	0	0	0	0	12
3:15 PM	0	2	0	0	2	0	0	3	0	3	3	2	0	0	5	0	0	0	0	0	10
3:30 PM	0	1	0	0	1	0	0	5	0	5	5	1	0	0	6	0	0	0	0	0	12
3:45 PM	0	2	0	0	2	1	0	4	0	5	2	4	0	0	6	0	0	0	0	0	13
<b>Total Volume</b>	0	6	1	0	7	2	0	18	0	20	12	8	0	0	20	0	0	0	0	0	47
<b>% Approach Total</b>	0.0	85.7	14.3	0.0		10.0	0.0	90.0	0.0		60.0	40.0	0.0	0.0		0.0	0.0	0.0	0.0		
<b>PHF</b>	0.000	0.750	0.250	0.000	0.875	0.500	0.000	0.750	0.000	0.714	0.600	0.500	0.000	0.000	0.833	0.000	0.000	0.000	0.000	0.000	0.904
<b>Entering Leg</b>	0	6	1	0	7	2	0	18	0	20	12	8	0	0	20	0	0	0	0	0	47
<b>Exiting Leg</b>	10					13					24					0					47
<b>Total</b>	17					33					44					0					94

PDI File #: **229078 A**  
 Location: **N: Centre Street S: Centre Street**  
 Location: **E: Belgrade Avenue W: Manthorne Road**  
 City, State: **West Roxbury, MA**  
 Client: **Toole/T. Dennerlein**  
 Site Code: **6131 Task 2**  
 Count Date: **Thursday, January 12, 2023**  
 Start Time: **7:00 AM**  
 End Time: **7:00 PM**  
 Class:



**Single-Unit Trucks**

	Centre Street					Belgrade Avenue					Centre Street					Manthorne Road					Total
	from North					from East					from South					from West					
	Right	Thru	Left	U-Turn	Total	Right	Thru	Left	U-Turn	Total	Right	Thru	Left	U-Turn	Total	Right	Thru	Left	U-Turn	Total	
7:00 AM	0	1	0	0	1	0	0	0	0	0	0	0	0	0	0	0	0	0	0	0	1
7:15 AM	0	0	0	0	0	0	0	2	0	2	1	1	0	0	2	0	0	0	0	0	4
7:30 AM	0	3	0	0	3	1	0	1	0	2	0	2	0	0	2	1	0	0	0	1	8
7:45 AM	0	2	0	0	2	0	0	4	0	4	0	3	0	0	3	0	0	0	0	0	9
<b>Total</b>	0	6	0	0	6	1	0	7	0	8	1	6	0	0	7	1	0	0	0	1	22
8:00 AM	0	0	1	0	1	0	0	0	0	0	2	3	0	0	5	0	0	0	0	0	6
8:15 AM	0	3	1	0	4	0	0	1	0	1	0	3	0	0	3	0	0	0	0	0	8
8:30 AM	0	0	0	0	0	0	0	2	0	2	2	0	0	0	2	1	0	0	0	1	5
8:45 AM	0	2	0	0	2	0	0	3	0	3	0	2	0	0	2	0	0	0	0	0	7
<b>Total</b>	0	5	2	0	7	0	0	6	0	6	4	8	0	0	12	1	0	0	0	1	26
9:00 AM	0	2	1	0	3	0	0	1	0	1	1	3	0	0	4	0	0	0	0	0	8
9:15 AM	0	1	0	0	1	0	0	0	0	0	0	6	0	0	6	1	0	0	0	1	8
9:30 AM	0	1	0	0	1	0	0	0	0	0	0	3	0	0	3	0	0	0	0	0	4
9:45 AM	0	2	0	0	2	0	0	1	0	1	1	2	0	0	3	0	0	0	0	0	6
<b>Total</b>	0	6	1	0	7	0	0	2	0	2	2	14	0	0	16	1	0	0	0	1	26
10:00 AM	0	5	1	0	6	1	0	1	0	2	1	1	0	0	2	0	0	0	0	0	10
10:15 AM	0	4	0	0	4	0	0	0	0	0	4	1	0	0	5	0	1	0	0	1	10
10:30 AM	0	2	1	0	3	1	0	1	0	2	3	2	0	0	5	1	0	0	0	1	11
10:45 AM	0	1	0	0	1	0	0	1	0	1	0	0	0	0	0	0	1	0	0	1	3
<b>Total</b>	0	12	2	0	14	2	0	3	0	5	8	4	0	0	12	1	2	0	0	3	34
11:00 AM	0	2	0	0	2	0	0	2	0	2	0	3	0	0	3	0	0	0	0	0	7
11:15 AM	0	4	0	0	4	0	0	1	0	1	1	1	0	0	2	0	0	0	0	0	7
11:30 AM	0	0	0	0	0	0	0	0	0	0	1	1	0	0	2	0	0	0	0	0	2
11:45 AM	0	4	0	0	4	0	0	3	0	3	0	3	0	0	3	0	0	0	0	0	10
<b>Total</b>	0	10	0	0	10	0	0	6	0	6	2	8	0	0	10	0	0	0	0	0	26
12:00 PM	0	2	0	0	2	0	0	1	0	1	2	1	0	0	3	0	0	0	0	0	6
12:15 PM	0	3	0	0	3	0	0	2	0	2	3	2	0	0	5	0	0	0	0	0	10
12:30 PM	0	3	0	0	3	2	0	1	0	3	1	1	0	0	2	1	1	0	0	2	10
12:45 PM	0	0	0	0	0	0	0	2	0	2	0	0	0	0	0	0	0	0	0	0	2
<b>Total</b>	0	8	0	0	8	2	0	6	0	8	6	4	0	0	10	1	1	0	0	2	28
1:00 PM	0	1	0	0	1	0	0	1	0	1	1	0	0	0	1	0	0	0	0	0	3
1:15 PM	0	2	0	0	2	0	0	2	0	2	1	4	0	0	5	0	0	0	0	0	9
1:30 PM	0	2	0	0	2	1	0	1	0	2	1	0	0	0	1	0	0	0	0	0	5
1:45 PM	0	1	0	0	1	0	0	0	0	0	0	1	0	0	1	0	0	0	0	0	2
<b>Total</b>	0	6	0	0	6	1	0	4	0	5	3	5	0	0	8	0	0	0	0	0	19
2:00 PM	0	3	0	0	3	0	0	1	0	1	0	1	0	0	1	1	0	0	0	1	6
2:15 PM	0	1	1	0	2	0	0	0	0	0	1	1	0	0	2	0	0	0	0	0	4
2:30 PM	0	1	0	0	1	0	0	1	0	1	1	0	0	0	1	0	0	0	0	0	3
2:45 PM	0	2	0	0	2	0	0	0	0	0	2	1	0	0	3	0	1	0	0	1	6
<b>Total</b>	0	7	1	0	8	0	0	2	0	2	4	3	0	0	7	1	1	0	0	2	19
3:00 PM	0	0	0	0	0	0	0	0	0	0	1	1	0	0	2	0	0	0	0	0	2
3:15 PM	0	0	0	0	0	0	0	2	0	2	0	1	0	0	1	0	0	0	0	0	3
3:30 PM	0	1	0	0	1	0	0	0	0	0	0	0	0	0	0	1	0	0	0	1	2
3:45 PM	0	1	0	0	1	0	0	0	0	0	1	0	0	0	1	0	0	0	0	0	2
<b>Total</b>	0	2	0	0	2	0	0	2	0	2	2	2	0	0	4	1	0	0	0	1	9
4:00 PM	0	0	0	0	0	0	0	0	0	0	0	0	0	0	0	0	0	0	0	0	0
4:15 PM	0	0	0	0	0	0	0	0	0	0	0	1	0	0	1	0	0	0	0	0	1
4:30 PM	0	4	0	0	4	0	0	2	0	2	0	0	0	0	0	0	0	0	0	0	6
4:45 PM	0	0	0	0	0	0	0	1	0	1	0	2	0	0	2	0	0	0	0	0	3
<b>Total</b>	0	4	0	0	4	0	0	3	0	3	0	3	0	0	3	0	0	0	0	0	10
5:00 PM	0	1	0	0	1	0	0	2	0	2	1	1	0	0	2	0	0	0	0	0	5
5:15 PM	0	2	0	0	2	0	0	1	0	1	1	0	0	0	1	0	0	0	0	0	4
5:30 PM	0	2	0	0	2	0	0	0	0	0	1	0	0	0	1	0	0	0	0	0	3
5:45 PM	0	0	0	0	0	0	0	0	0	0	2	0	0	0	2	0	0	0	0	0	2
<b>Total</b>	0	5	0	0	5	0	0	3	0	3	5	1	0	0	6	0	0	0	0	0	14
6:00 PM	0	0	0	0	0	0	0	1	0	1	0	2	0	0	2	0	0	0	0	0	3
6:15 PM	0	1	0	0	1	0	0	0	0	0	0	1	0	0	1	0	0	0	0	0	2

PDI File #: **229078 A**  
 Location: **N: Centre Street S: Centre Street**  
 Location: **E: Belgrade Avenue W: Manthorne Road**  
 City, State: **West Roxbury, MA**  
 Client: **Toole/T. Dennerlein**  
 Site Code: **6131 Task 2**  
 Count Date: **Thursday, January 12, 2023**  
 Start Time: **7:00 AM**  
 End Time: **7:00 PM**  
 Class:



**Single-Unit Trucks**

	Centre Street					Belgrade Avenue					Centre Street					Manthorne Road					Total
	from North					from East					from South					from West					
	Right	Thru	Left	U-Turn	Total	Right	Thru	Left	U-Turn	Total	Right	Thru	Left	U-Turn	Total	Right	Thru	Left	U-Turn	Total	
6:30 PM	0	0	0	0	0	0	0	0	0	0	0	0	0	0	0	0	0	0	0	0	0
6:45 PM	0	1	0	0	1	0	0	0	0	0	0	0	0	0	0	0	0	0	0	0	0
<b>Total</b>	<b>0</b>	<b>2</b>	<b>0</b>	<b>0</b>	<b>2</b>	<b>0</b>	<b>0</b>	<b>1</b>	<b>0</b>	<b>1</b>	<b>0</b>	<b>3</b>	<b>0</b>	<b>0</b>	<b>3</b>	<b>0</b>	<b>0</b>	<b>0</b>	<b>0</b>	<b>0</b>	<b>6</b>
Grand Total	0	73	6	0	79	6	0	45	0	51	37	61	0	0	98	7	4	0	0	11	239
Approach %	0.0	92.4	7.6	0.0		11.8	0.0	88.2	0.0		37.8	62.2	0.0	0.0		63.6	36.4	0.0	0.0		
Total %	0.0	30.5	2.5	0.0	33.1	2.5	0.0	18.8	0.0	21.3	15.5	25.5	0.0	0.0	41.0	2.9	1.7	0.0	0.0	4.6	
Exiting Leg Total	67					47					125					0					239

**AM Peak Hour Analysis from 07:00 AM to 10:00 AM begins at:**

	Centre Street					Belgrade Avenue					Centre Street					Manthorne Road					Total
	from North					from East					from South					from West					
	Right	Thru	Left	U-Turn	Total	Right	Thru	Left	U-Turn	Total	Right	Thru	Left	U-Turn	Total	Right	Thru	Left	U-Turn	Total	
9:45 AM	0	2	0	0	2	0	0	1	0	1	1	2	0	0	3	0	0	0	0	0	6
9:45 AM	0	5	1	0	6	1	0	1	0	2	1	1	0	0	2	0	0	0	0	0	10
10:00 AM	0	4	0	0	4	0	0	0	0	0	4	1	0	0	5	0	1	0	0	1	10
10:15 AM	0	2	1	0	3	1	0	1	0	2	3	2	0	0	5	1	0	0	0	1	11
Total Volume	0	13	2	0	15	2	0	3	0	5	9	6	0	0	15	1	1	0	0	2	37
% Approach Total	0.0	86.7	13.3	0.0		40.0	0.0	60.0	0.0		60.0	40.0	0.0	0.0		50.0	50.0	0.0	0.0		
PHF	0.000	0.650	0.500	0.000	0.625	0.500	0.000	0.750	0.000	0.625	0.563	0.750	0.000	0.000	0.750	0.250	0.250	0.000	0.000	0.500	0.841
Entering Leg	0	13	2	0	15	2	0	3	0	5	9	6	0	0	15	1	1	0	0	2	37
Exiting Leg	8					12					17					0					37
Total	23					17					32					2					74

**MidDay Peak Hour Analysis from 10:00 AM to 2:00 PM begins at:**

	Centre Street					Belgrade Avenue					Centre Street					Manthorne Road					Total
	from North					from East					from South					from West					
	Right	Thru	Left	U-Turn	Total	Right	Thru	Left	U-Turn	Total	Right	Thru	Left	U-Turn	Total	Right	Thru	Left	U-Turn	Total	
11:45 AM	0	4	0	0	4	0	0	3	0	3	0	3	0	0	3	0	0	0	0	0	10
12:00 PM	0	2	0	0	2	0	0	1	0	1	2	1	0	0	3	0	0	0	0	0	6
12:15 PM	0	3	0	0	3	0	0	2	0	2	3	2	0	0	5	0	0	0	0	0	10
12:30 PM	0	3	0	0	3	2	0	1	0	3	1	1	0	0	2	1	1	0	0	2	10
Total Volume	0	12	0	0	12	2	0	7	0	9	6	7	0	0	13	1	1	0	0	2	36
% Approach Total	0.0	100.0	0.0	0.0		22.2	0.0	77.8	0.0		46.2	53.8	0.0	0.0		50.0	50.0	0.0	0.0		
PHF	0.000	0.750	0.000	0.000	0.750	0.250	0.000	0.583	0.000	0.750	0.500	0.583	0.000	0.000	0.650	0.250	0.250	0.000	0.000	0.250	0.900
Entering Leg	0	12	0	0	12	2	0	7	0	9	6	7	0	0	13	1	1	0	0	2	36
Exiting Leg	9					7					20					0					36
Total	21					16					33					2					72

**PM Peak Hour Analysis from 2:00 PM to 07:00 PM begins at:**

	Centre Street					Belgrade Avenue					Centre Street					Manthorne Road					Total
	from North					from East					from South					from West					
	Right	Thru	Left	U-Turn	Total	Right	Thru	Left	U-Turn	Total	Right	Thru	Left	U-Turn	Total	Right	Thru	Left	U-Turn	Total	
2:00 PM	0	3	0	0	3	0	0	1	0	1	0	1	0	0	1	1	0	0	0	1	6
2:15 PM	0	1	1	0	2	0	0	0	0	0	1	1	0	0	2	0	0	0	0	0	4
2:30 PM	0	1	0	0	1	0	0	1	0	1	1	0	0	0	1	0	0	0	0	0	3
2:45 PM	0	2	0	0	2	0	0	0	0	0	2	1	0	0	3	0	1	0	0	1	6
Total Volume	0	7	1	0	8	0	0	2	0	2	4	3	0	0	7	1	1	0	0	2	19
% Approach Total	0.0	87.5	12.5	0.0		0.0	0.0	100.0	0.0		57.1	42.9	0.0	0.0		50.0	50.0	0.0	0.0		
PHF	0.000	0.583	0.250	0.000	0.667	0.000	0.000	0.500	0.000	0.500	0.500	0.750	0.000	0.000	0.583	0.250	0.250	0.000	0.000	0.500	0.792
Entering Leg	0	7	1	0	8	0	0	2	0	2	4	3	0	0	7	1	1	0	0	2	19
Exiting Leg	3					6					10					0					19
Total	11					8					17					2					38

PDI File #: **229078 A**  
 Location: **N: Centre Street S: Centre Street**  
 Location: **E: Belgrade Avenue W: Manthorne Road**  
 City, State: **West Roxbury, MA**  
 Client: **Toole/T. Dennerlein**  
 Site Code: **6131 Task 2**  
 Count Date: **Thursday, January 12, 2023**  
 Start Time: **7:00 AM**  
 End Time: **7:00 PM**  
 Class:



**Articulated Trucks**

	Centre Street					Belgrade Avenue					Centre Street					Manthorne Road					Total
	from North					from East					from South					from West					
	Right	Thru	Left	U-Turn	Total	Right	Thru	Left	U-Turn	Total	Right	Thru	Left	U-Turn	Total	Right	Thru	Left	U-Turn	Total	
7:00 AM	0	0	0	0	0	0	0	0	0	0	0	1	0	0	1	0	0	0	0	0	1
7:15 AM	0	0	0	0	0	0	0	0	0	0	0	1	0	0	1	0	0	0	0	0	1
7:30 AM	0	0	0	0	0	0	0	0	0	0	0	1	0	0	1	0	0	0	0	0	1
7:45 AM	0	0	0	0	0	0	0	0	0	0	0	2	0	0	2	0	0	0	0	0	2
Total	0	0	0	0	0	0	0	0	0	0	0	5	0	0	5	0	0	0	0	0	5
8:00 AM	0	0	0	0	0	0	0	0	0	0	0	0	0	0	0	0	0	0	0	0	0
8:15 AM	0	0	0	0	0	0	0	0	0	0	0	0	0	0	0	0	0	0	0	0	0
8:30 AM	0	1	0	0	1	0	0	0	0	0	0	1	0	0	1	0	0	0	0	0	2
8:45 AM	0	0	0	0	0	0	0	1	0	1	0	0	0	0	0	0	0	0	0	0	1
Total	0	1	0	0	1	0	0	1	0	1	0	1	0	0	1	0	0	0	0	0	3
9:00 AM	0	0	0	0	0	0	0	0	0	0	1	1	0	0	2	0	0	0	0	0	2
9:15 AM	0	0	0	0	0	0	0	0	0	0	0	1	0	0	1	0	0	0	0	0	1
9:30 AM	0	0	0	0	0	0	0	0	0	0	0	0	0	0	0	0	0	0	0	0	0
9:45 AM	0	0	0	0	0	1	0	0	0	1	0	0	0	0	0	0	0	0	0	0	1
Total	0	0	0	0	0	1	0	0	0	1	1	2	0	0	3	0	0	0	0	0	4
10:00 AM	0	0	0	0	0	0	0	0	0	0	0	0	0	0	0	0	0	0	0	0	0
10:15 AM	0	0	0	0	0	0	0	0	0	0	0	0	0	0	0	0	0	0	0	0	0
10:30 AM	0	0	0	0	0	0	0	0	0	0	0	0	0	0	0	0	0	0	0	0	0
10:45 AM	0	0	0	0	0	0	0	0	0	0	0	0	0	0	0	0	0	0	0	0	0
Total	0	0	0	0	0	0	0	0	0	0	0	0	0	0	0	0	0	0	0	0	0
11:00 AM	0	0	0	0	0	0	0	0	0	0	0	0	0	0	0	0	0	0	0	0	0
11:15 AM	0	0	0	0	0	0	0	0	0	0	0	0	0	0	0	0	0	0	0	0	0
11:30 AM	0	0	0	0	0	0	0	0	0	0	0	0	0	0	0	0	0	0	0	0	0
11:45 AM	0	0	0	0	0	0	0	0	0	0	0	0	0	0	0	0	0	0	0	0	0
Total	0	0	0	0	0	0	0	0	0	0	0	0	0	0	0	0	0	0	0	0	0
12:00 PM	0	0	0	0	0	0	0	0	0	0	0	0	0	0	0	0	0	0	0	0	0
12:15 PM	0	0	0	0	0	0	0	1	0	1	0	0	0	0	0	0	0	0	0	0	1
12:30 PM	0	0	0	0	0	0	0	0	0	0	0	0	0	0	0	0	0	0	0	0	0
12:45 PM	0	0	0	0	0	0	0	0	0	0	0	0	0	0	0	0	0	0	0	0	0
Total	0	0	0	0	0	0	0	1	0	1	0	0	0	0	0	0	0	0	0	0	1
1:00 PM	0	0	0	0	0	0	0	0	0	0	0	0	0	0	0	0	0	0	0	0	0
1:15 PM	0	0	0	0	0	0	0	0	0	0	0	0	0	0	0	0	0	0	0	0	0
1:30 PM	0	0	0	0	0	0	0	0	0	0	0	0	0	0	0	0	0	0	0	0	0
1:45 PM	0	0	0	0	0	0	0	0	0	0	0	1	0	0	1	0	0	0	0	0	1
Total	0	0	0	0	0	0	0	0	0	0	0	1	0	0	1	0	0	0	0	0	1
2:00 PM	0	0	0	0	0	0	0	0	0	0	0	0	0	0	0	0	0	0	0	0	0
2:15 PM	0	0	0	0	0	0	0	2	0	2	0	0	0	0	0	0	0	0	0	0	2
2:30 PM	0	0	0	0	0	0	0	0	0	0	0	0	0	0	0	0	0	0	0	0	0
2:45 PM	0	0	0	0	0	0	0	0	0	0	0	0	0	0	0	0	0	0	0	0	0
Total	0	0	0	0	0	0	0	2	0	2	0	0	0	0	0	0	0	0	0	0	2
3:00 PM	0	0	0	0	0	0	0	0	0	0	0	0	0	0	0	0	0	0	0	0	0
3:15 PM	0	0	0	0	0	0	0	0	0	0	0	0	0	0	0	0	0	0	0	0	0
3:30 PM	0	1	0	0	1	0	0	0	0	0	0	1	0	0	1	0	0	0	0	0	2
3:45 PM	0	0	0	0	0	0	0	0	0	0	0	1	0	0	1	0	0	0	0	0	1
Total	0	1	0	0	1	0	0	0	0	0	0	2	0	0	2	0	0	0	0	0	3
4:00 PM	0	0	0	0	0	0	0	0	0	0	0	0	0	0	0	0	0	0	0	0	0
4:15 PM	0	0	0	0	0	0	0	0	0	0	0	0	0	0	0	0	0	0	0	0	0
4:30 PM	0	0	0	0	0	0	0	0	0	0	0	0	0	0	0	0	0	0	0	0	0
4:45 PM	0	1	0	0	1	0	0	0	0	0	0	0	0	0	0	0	0	0	0	0	1
Total	0	1	0	0	1	0	0	0	0	0	0	0	0	0	0	0	0	0	0	0	1
5:00 PM	0	1	0	0	1	0	0	0	0	0	0	0	0	0	0	0	0	0	0	0	1
5:15 PM	0	0	0	0	0	0	0	0	0	0	0	0	0	0	0	0	0	0	0	0	0
5:30 PM	0	0	0	0	0	0	0	0	0	0	0	0	0	0	0	0	0	0	0	0	0
5:45 PM	0	0	0	0	0	0	0	0	0	0	0	0	0	0	0	0	0	0	0	0	0
Total	0	1	0	0	1	0	0	0	0	0	0	0	0	0	0	0	0	0	0	0	1
6:00 PM	0	0	0	0	0	0	0	0	0	0	0	0	0	0	0	0	0	0	0	0	0
6:15 PM	0	0	0	0	0	0	0	0	0	0	0	0	0	0	0	0	0	0	0	0	0

PDI File #: **229078 A**  
 Location: **N: Centre Street S: Centre Street**  
 Location: **E: Belgrade Avenue W: Manthorne Road**  
 City, State: **West Roxbury, MA**  
 Client: **Toole/T. Dennerlein**  
 Site Code: **6131 Task 2**  
 Count Date: **Thursday, January 12, 2023**  
 Start Time: **7:00 AM**  
 End Time: **7:00 PM**  
 Class:



**Articulated Trucks**

	Centre Street					Belgrade Avenue					Centre Street					Manthorne Road					Total
	from North					from East					from South					from West					
	Right	Thru	Left	U-Turn	Total	Right	Thru	Left	U-Turn	Total	Right	Thru	Left	U-Turn	Total	Right	Thru	Left	U-Turn	Total	
6:30 PM	0	0	0	0	0	0	0	0	0	0	0	0	0	0	0	0	0	0	0	0	0
6:45 PM	0	0	0	0	0	0	0	0	0	0	0	0	0	0	0	0	0	0	0	0	0
<b>Total</b>	0	0	0	0	0	0	0	0	0	0	0	0	0	0	0	0	0	0	0	0	0
<b>Grand Total</b>	0	4	0	0	4	1	0	4	0	5	1	11	0	0	12	0	0	0	0	0	21
<b>Approach %</b>	0.0	100.0	0.0	0.0		20.0	0.0	80.0	0.0		8.3	91.7	0.0	0.0		0.0	0.0	0.0	0.0		
<b>Total %</b>	0.0	19.0	0.0	0.0	19.0	4.8	0.0	19.0	0.0	23.8	4.8	52.4	0.0	0.0	57.1	0.0	0.0	0.0	0.0	0.0	
<b>Exiting Leg Total</b>	12					1					8					0					21

**AM Peak Hour Analysis from 07:00 AM to 10:00 AM begins at:**

	Centre Street					Belgrade Avenue					Centre Street					Manthorne Road					Total
	from North					from East					from South					from West					
	Right	Thru	Left	U-Turn	Total	Right	Thru	Left	U-Turn	Total	Right	Thru	Left	U-Turn	Total	Right	Thru	Left	U-Turn	Total	
8:30 AM	0	1	0	0	1	0	0	0	0	0	0	1	0	0	1	0	0	0	0	0	2
8:45 AM	0	0	0	0	0	0	0	1	0	1	0	0	0	0	0	0	0	0	0	0	1
9:00 AM	0	0	0	0	0	0	0	0	0	0	1	1	0	0	2	0	0	0	0	0	2
9:15 AM	0	0	0	0	0	0	0	0	0	0	0	1	0	0	1	0	0	0	0	0	1
<b>Total Volume</b>	0	1	0	0	1	0	0	1	0	1	1	3	0	0	4	0	0	0	0	0	6
<b>% Approach Total</b>	0.0	100.0	0.0	0.0		0.0	0.0	100.0	0.0		25.0	75.0	0.0	0.0		0.0	0.0	0.0	0.0		
<b>PHF</b>	0.000	0.250	0.000	0.000	0.250	0.000	0.000	0.250	0.000	0.250	0.250	0.750	0.000	0.000	0.500	0.000	0.000	0.000	0.000	0.000	0.750
<b>Entering Leg</b>	0	1	0	0	1	0	0	1	0	1	1	3	0	0	4	0	0	0	0	0	6
<b>Exiting Leg</b>	3					1					2					0					6
<b>Total</b>	4					2					6					0					12

**MidDay Peak Hour Analysis from 10:00 AM to 2:00 PM begins at:**

	Centre Street					Belgrade Avenue					Centre Street					Manthorne Road					Total
	from North					from East					from South					from West					
	Right	Thru	Left	U-Turn	Total	Right	Thru	Left	U-Turn	Total	Right	Thru	Left	U-Turn	Total	Right	Thru	Left	U-Turn	Total	
1:30 PM	0	0	0	0	0	0	0	0	0	0	0	0	0	0	0	0	0	0	0	0	0
1:45 PM	0	0	0	0	0	0	0	0	0	0	0	1	0	0	1	0	0	0	0	0	1
2:00 PM	0	0	0	0	0	0	0	0	0	0	0	0	0	0	0	0	0	0	0	0	0
2:15 PM	0	0	0	0	0	0	0	2	0	2	0	0	0	0	0	0	0	0	0	0	2
<b>Total Volume</b>	0	0	0	0	0	0	0	2	0	2	0	1	0	0	1	0	0	0	0	0	3
<b>% Approach Total</b>	0.0	0.0	0.0	0.0		0.0	0.0	100.0	0.0		0.0	100.0	0.0	0.0		0.0	0.0	0.0	0.0		
<b>PHF</b>	0.000	0.000	0.000	0.000	0.000	0.000	0.000	0.250	0.000	0.250	0.000	0.250	0.000	0.000	0.250	0.000	0.000	0.000	0.000	0.000	0.375
<b>Entering Leg</b>	0	0	0	0	0	0	0	2	0	2	0	1	0	0	1	0	0	0	0	0	3
<b>Exiting Leg</b>	1					0					2					0					3
<b>Total</b>	1					2					3					0					6

**PM Peak Hour Analysis from 2:00 PM to 07:00 PM begins at:**

	Centre Street					Belgrade Avenue					Centre Street					Manthorne Road					Total
	from North					from East					from South					from West					
	Right	Thru	Left	U-Turn	Total	Right	Thru	Left	U-Turn	Total	Right	Thru	Left	U-Turn	Total	Right	Thru	Left	U-Turn	Total	
3:00 PM	0	0	0	0	0	0	0	0	0	0	0	0	0	0	0	0	0	0	0	0	0
3:15 PM	0	0	0	0	0	0	0	0	0	0	0	0	0	0	0	0	0	0	0	0	0
3:30 PM	0	1	0	0	1	0	0	0	0	0	0	1	0	0	1	0	0	0	0	0	2
3:45 PM	0	0	0	0	0	0	0	0	0	0	0	1	0	0	1	0	0	0	0	0	1
<b>Total Volume</b>	0	1	0	0	1	0	0	0	0	0	0	2	0	0	2	0	0	0	0	0	3
<b>% Approach Total</b>	0.0	100.0	0.0	0.0		0.0	0.0	0.0	0.0		0.0	100.0	0.0	0.0		0.0	0.0	0.0	0.0		
<b>PHF</b>	0.000	0.250	0.000	0.000	0.250	0.000	0.000	0.000	0.000	0.000	0.000	0.500	0.000	0.000	0.500	0.000	0.000	0.000	0.000	0.000	0.375
<b>Entering Leg</b>	0	1	0	0	1	0	0	0	0	0	0	2	0	0	2	0	0	0	0	0	3
<b>Exiting Leg</b>	2					0					1					0					3
<b>Total</b>	3					0					3					0					6















PDI File #: **229078 B**  
 Location: **N: Centre Street S: Centre Street**  
 Location: **E: Willow Street W: Willow Street**  
 City, State: **West Roxbury, MA**  
 Client: **Toole/T. Dennerlein**  
 Site Code: **6131 Task 2**  
 Count Date: **Thursday, January 12, 2023**  
 Start Time: **7:00 AM**  
 End Time: **7:00 PM**  
 Class:



**Cars and Heavy Vehicles (Combined)**

	Centre Street					Willow Street					Centre Street					Willow Street					Total	
	from North					from East					from South					from West						
	Right	Thru	Left	U-Turn	Total	Right	Thru	Left	U-Turn	Total	Right	Thru	Left	U-Turn	Total	Right	Thru	Left	U-Turn	Total		
3:45 PM	Centre Street from North					Willow Street from East					Centre Street from South					Willow Street from West						
3:45 PM	0	121	16	0	137	29	0	13	0	42	14	130	0	0	144	5	6	9	0	20	343	
4:00 PM	0	146	14	0	160	23	0	13	0	36	10	113	0	0	123	10	4	10	0	24	343	
4:15 PM	0	153	19	0	172	21	0	11	0	32	21	151	0	0	172	13	6	4	0	23	399	
4:30 PM	0	152	25	0	177	25	0	13	0	38	20	131	0	0	151	7	8	12	0	27	393	
Total Volume	0	572	74	0	646	98	0	50	0	148	65	525	0	0	590	35	24	35	0	94	1478	
% Approach Total	0.0	88.5	11.5	0.0		66.2	0.0	33.8	0.0		11.0	89.0	0.0	0.0		37.2	25.5	37.2	0.0			
PHF	0.000	0.935	0.740	0.000	0.912	0.845	0.000	0.962	0.000	0.881	0.774	0.869	0.000	0.000	0.858	0.673	0.750	0.729	0.000	0.870	0.926	
Cars	0	552	73	0	625	95	0	49	0	144	63	503	0	0	566	34	24	33	0	91	1426	
Cars %	0.0	96.5	98.6	0.0	96.7	96.9	0.0	98.0	0.0	97.3	96.9	95.8	0.0	0.0	95.9	97.1	100.0	94.3	0.0	96.8	96.5	
Heavy Vehicles	0	20	1	0	21	3	0	1	0	4	2	22	0	0	24	1	0	2	0	3	52	
Heavy Vehicles %	0.0	3.5	1.4	0.0	3.3	3.1	0.0	2.0	0.0	2.7	3.1	4.2	0.0	0.0	4.1	2.9	0.0	5.7	0.0	3.2	3.5	
Cars Enter Leg	0	552	73	0	625	95	0	49	0	144	63	503	0	0	566	34	24	33	0	91	1426	
Heavy Enter Leg	0	20	1	0	21	3	0	1	0	4	2	22	0	0	24	1	0	2	0	3	52	
Total Entering Leg	0	572	74	0	646	98	0	50	0	148	65	525	0	0	590	35	24	35	0	94	1478	
Cars Exiting Leg						631										635					0	1426
Heavy Exiting Leg						27										22					0	52
Total Exiting Leg						658					163					657					0	1478











PDI File #: **229078 B**  
 Location: **N: Centre Street S: Centre Street**  
 Location: **E: Willow Street W: Willow Street**  
 City, State: **West Roxbury, MA**  
 Client: **Toole/T. Dennerlein**  
 Site Code: **6131 Task 2**  
 Count Date: **Thursday, January 12, 2023**  
 Start Time: **7:00 AM**  
 End Time: **7:00 PM**  
 Class:



**Heavy Vehicles-Combined (Buses, Single-Unit Trucks, Articulated Trucks)**

	Centre Street					Willow Street					Centre Street					Willow Street					Total
	from North					from East					from South					from West					
	Right	Thru	Left	U-Turn	Total	Right	Thru	Left	U-Turn	Total	Right	Thru	Left	U-Turn	Total	Right	Thru	Left	U-Turn	Total	
Articulated Trucks	0	0	0	0	0	0	0	1	0	1	0	0	0	0	0	0	0	0	0	0	1
Articulated %	0.0	0.0	0.0	0.0	0.0	0.0	0.0	20.0	0.0	20.0	0.0	0.0	0.0	0.0	0.0	0.0	0.0	0.0	0.0	0.0	2.1
Buses	0	5	0	0	5	0	0	0	0	0	0	7	0	0	7	0	0	0	0	0	12
Single-Unit Trucks	0	12	0	0	12	0	0	4	0	4	3	14	0	0	17	1	0	1	0	2	35
Articulated Trucks	0	0	0	0	0	0	0	1	0	1	0	0	0	0	0	0	0	0	0	0	1
Total Entering Leg	0	17	0	0	17	0	0	5	0	5	3	21	0	0	24	1	0	1	0	2	48
Buses					7					0					5					0	12
Single-Unit Trucks					15					3					17					0	35
Articulated Trucks					0					0					1					0	1
Total Exiting Leg					22					3					23					0	48

PM Peak Hour Analysis from 2:00 PM to 07:00 PM begins at:

3:00 PM	Centre Street					Willow Street					Centre Street					Willow Street					Total
	from North					from East					from South					from West					
	Right	Thru	Left	U-Turn	Total	Right	Thru	Left	U-Turn	Total	Right	Thru	Left	U-Turn	Total	Right	Thru	Left	U-Turn	Total	
3:00 PM	0	8	0	0	8	0	0	0	0	0	0	6	0	0	6	2	0	0	0	2	16
3:15 PM	0	7	2	0	9	0	0	0	0	0	0	6	0	0	6	0	0	0	0	0	15
3:30 PM	0	6	1	0	7	0	0	1	0	1	1	6	0	0	7	0	0	0	0	0	15
3:45 PM	0	7	0	0	7	2	0	0	0	2	1	6	0	0	7	0	0	0	0	0	16
Total Volume	0	28	3	0	31	2	0	1	0	3	2	24	0	0	26	2	0	0	0	2	62
% Approach Total	0.0	90.3	9.7	0.0		66.7	0.0	33.3	0.0		7.7	92.3	0.0	0.0		100.0	0.0	0.0	0.0		
PHF	0.000	0.875	0.375	0.000	0.861	0.250	0.000	0.250	0.000	0.375	0.500	1.000	0.000	0.000	0.929	0.250	0.000	0.000	0.000	0.250	0.969
Buses	0	23	2	0	25	2	0	0	0	2	2	17	0	0	19	1	0	0	0	1	47
Buses %	0.0	82.1	66.7	0.0	80.6	100.0	0.0	0.0	0.0	66.7	100.0	70.8	0.0	0.0	73.1	50.0	0.0	0.0	0.0	50.0	75.8
Single-Unit Trucks	0	4	1	0	5	0	0	1	0	1	0	5	0	0	5	1	0	0	0	1	12
Single-Unit %	0.0	14.3	33.3	0.0	16.1	0.0	0.0	100.0	0.0	33.3	0.0	20.8	0.0	0.0	19.2	50.0	0.0	0.0	0.0	50.0	19.4
Articulated Trucks	0	1	0	0	1	0	0	0	0	0	0	2	0	0	2	0	0	0	0	0	3
Articulated %	0.0	3.6	0.0	0.0	3.2	0.0	0.0	0.0	0.0	0.0	0.0	8.3	0.0	0.0	7.7	0.0	0.0	0.0	0.0	0.0	4.8
Buses	0	23	2	0	25	2	0	0	0	2	2	17	0	0	19	1	0	0	0	1	47
Single-Unit Trucks	0	4	1	0	5	0	0	1	0	1	0	5	0	0	5	1	0	0	0	1	12
Articulated Trucks	0	1	0	0	1	0	0	0	0	0	0	2	0	0	2	0	0	0	0	0	3
Total Entering Leg	0	28	3	0	31	2	0	1	0	3	2	24	0	0	26	2	0	0	0	2	62
Buses					19					4					24					0	47
Single-Unit Trucks					5					1					6					0	12
Articulated Trucks					2					0					1					0	3
Total Exiting Leg					26					5					31					0	62



PDI File #: **229078 B**  
 Location: **N: Centre Street S: Centre Street**  
 Location: **E: Willow Street W: Willow Street**  
 City, State: **West Roxbury, MA**  
 Client: **Toole/T. Dennerlein**  
 Site Code: **6131 Task 2**  
 Count Date: **Thursday, January 12, 2023**  
 Start Time: **7:00 AM**  
 End Time: **7:00 PM**  
 Class:



**Buses**

	Centre Street					Willow Street					Centre Street					Willow Street					Total
	from North					from East					from South					from West					
	Right	Thru	Left	U-Turn	Total	Right	Thru	Left	U-Turn	Total	Right	Thru	Left	U-Turn	Total	Right	Thru	Left	U-Turn	Total	
6:30 PM	0	3	0	0	3	0	0	0	0	0	0	3	0	0	3	0	0	0	0	0	6
6:45 PM	0	2	1	0	3	1	0	0	0	1	0	2	0	0	2	0	0	0	0	0	6
<b>Total</b>	<b>0</b>	<b>10</b>	<b>1</b>	<b>0</b>	<b>11</b>	<b>1</b>	<b>0</b>	<b>0</b>	<b>0</b>	<b>1</b>	<b>0</b>	<b>13</b>	<b>0</b>	<b>0</b>	<b>13</b>	<b>0</b>	<b>0</b>	<b>0</b>	<b>0</b>	<b>0</b>	<b>25</b>
Grand Total	0	143	5	0	148	7	0	0	0	7	2	143	0	0	145	3	0	5	0	8	308
Approach %	0.0	96.6	3.4	0.0		100.0	0.0	0.0	0.0		1.4	98.6	0.0	0.0		37.5	0.0	62.5	0.0		
Total %	0.0	46.4	1.6	0.0	48.1	2.3	0.0	0.0	0.0	2.3	0.6	46.4	0.0	0.0	47.1	1.0	0.0	1.6	0.0	2.6	
Exiting Leg Total						7					146					0					308

**AM Peak Hour Analysis from 07:00 AM to 10:00 AM begins at:**

	Centre Street					Willow Street					Centre Street					Willow Street					Total
	from North					from East					from South					from West					
	Right	Thru	Left	U-Turn	Total	Right	Thru	Left	U-Turn	Total	Right	Thru	Left	U-Turn	Total	Right	Thru	Left	U-Turn	Total	
9:00 AM	0	9	0	0	9	0	0	0	0	0	0	5	0	0	5	0	0	1	0	1	15
9:15 AM	0	4	0	0	4	0	0	0	0	0	0	3	0	0	3	0	0	0	0	0	7
9:30 AM	0	3	0	0	3	0	0	0	0	0	0	7	0	0	7	1	0	0	0	1	11
9:45 AM	0	4	0	0	4	0	0	0	0	0	0	3	0	0	3	0	0	0	0	0	7
Total Volume	0	20	0	0	20	0	0	0	0	0	0	18	0	0	18	1	0	1	0	2	40
% Approach Total	0.0	100.0	0.0	0.0		0.0	0.0	0.0	0.0		0.0	100.0	0.0	0.0		50.0	0.0	50.0	0.0		
PHF	0.000	0.556	0.000	0.000	0.556	0.000	0.000	0.000	0.000	0.000	0.000	0.643	0.000	0.000	0.643	0.250	0.000	0.250	0.000	0.500	0.667
Entering Leg	0	20	0	0	20	0	0	0	0	0	0	18	0	0	18	1	0	1	0	2	40
Exiting Leg						0					21					0					40
Total	39					0					39					2					80

**MidDay Peak Hour Analysis from 10:00 AM to 2:00 PM begins at:**

	Centre Street					Willow Street					Centre Street					Willow Street					Total
	from North					from East					from South					from West					
	Right	Thru	Left	U-Turn	Total	Right	Thru	Left	U-Turn	Total	Right	Thru	Left	U-Turn	Total	Right	Thru	Left	U-Turn	Total	
1:30 PM	0	2	0	0	2	0	0	0	0	0	0	3	0	0	3	0	0	0	0	0	5
1:45 PM	0	2	0	0	2	0	0	0	0	0	0	2	0	0	2	0	0	0	0	0	4
2:00 PM	0	3	0	0	3	0	0	0	0	0	0	0	0	0	0	0	0	0	0	0	3
2:15 PM	0	3	0	0	3	0	0	0	0	0	0	2	0	0	2	0	0	0	0	0	5
Total Volume	0	10	0	0	10	0	0	0	0	0	0	7	0	0	7	0	0	0	0	0	17
% Approach Total	0.0	100.0	0.0	0.0		0.0	0.0	0.0	0.0		0.0	100.0	0.0	0.0		0.0	0.0	0.0	0.0		
PHF	0.000	0.833	0.000	0.000	0.833	0.000	0.000	0.000	0.000	0.000	0.000	0.583	0.000	0.000	0.583	0.000	0.000	0.000	0.000	0.000	0.850
Entering Leg	0	10	0	0	10	0	0	0	0	0	0	7	0	0	7	0	0	0	0	0	17
Exiting Leg	7					0					10					0					17
Total	17					0					17					0					34

**PM Peak Hour Analysis from 2:00 PM to 07:00 PM begins at:**

	Centre Street					Willow Street					Centre Street					Willow Street					Total
	from North					from East					from South					from West					
	Right	Thru	Left	U-Turn	Total	Right	Thru	Left	U-Turn	Total	Right	Thru	Left	U-Turn	Total	Right	Thru	Left	U-Turn	Total	
3:00 PM	0	7	0	0	7	0	0	0	0	0	0	3	0	0	3	1	0	0	0	1	11
3:15 PM	0	5	1	0	6	0	0	0	0	0	0	4	0	0	4	0	0	0	0	0	10
3:30 PM	0	5	1	0	6	0	0	0	0	0	1	6	0	0	7	0	0	0	0	0	13
3:45 PM	0	6	0	0	6	2	0	0	0	2	1	4	0	0	5	0	0	0	0	0	13
Total Volume	0	23	2	0	25	2	0	0	0	2	2	17	0	0	19	1	0	0	0	1	47
% Approach Total	0.0	92.0	8.0	0.0		100.0	0.0	0.0	0.0		10.5	89.5	0.0	0.0		100.0	0.0	0.0	0.0		
PHF	0.000	0.821	0.500	0.000	0.893	0.250	0.000	0.000	0.000	0.250	0.500	0.708	0.000	0.000	0.679	0.250	0.000	0.000	0.000	0.250	0.904
Entering Leg	0	23	2	0	25	2	0	0	0	2	2	17	0	0	19	1	0	0	0	1	47
Exiting Leg	19					4					24					0					47
Total	44					6					43					1					94



PDI File #: **229078 B**  
 Location: **N: Centre Street S: Centre Street**  
 Location: **E: Willow Street W: Willow Street**  
 City, State: **West Roxbury, MA**  
 Client: **Toole/T. Dennerlein**  
 Site Code: **6131 Task 2**  
 Count Date: **Thursday, January 12, 2023**  
 Start Time: **7:00 AM**  
 End Time: **7:00 PM**  
 Class:



**Single-Unit Trucks**

	Centre Street					Willow Street					Centre Street					Willow Street					Total
	from North					from East					from South					from West					
	Right	Thru	Left	U-Turn	Total	Right	Thru	Left	U-Turn	Total	Right	Thru	Left	U-Turn	Total	Right	Thru	Left	U-Turn	Total	
6:30 PM	0	1	0	0	1	0	0	0	0	0	0	1	0	0	1	0	0	0	0	0	2
6:45 PM	0	0	0	0	0	0	0	0	0	0	0	0	0	0	0	0	0	0	0	0	0
<b>Total</b>	<b>0</b>	<b>3</b>	<b>0</b>	<b>0</b>	<b>3</b>	<b>0</b>	<b>0</b>	<b>0</b>	<b>0</b>	<b>0</b>	<b>0</b>	<b>3</b>	<b>0</b>	<b>0</b>	<b>3</b>	<b>0</b>	<b>0</b>	<b>0</b>	<b>0</b>	<b>0</b>	<b>6</b>
Grand Total	0	110	4	0	114	5	0	12	0	17	15	100	0	0	115	3	1	1	0	5	251
Approach %	0.0	96.5	3.5	0.0		29.4	0.0	70.6	0.0		13.0	87.0	0.0	0.0		60.0	20.0	20.0	0.0		
Total %	0.0	43.8	1.6	0.0	45.4	2.0	0.0	4.8	0.0	6.8	6.0	39.8	0.0	0.0	45.8	1.2	0.4	0.4	0.0	2.0	
Exiting Leg Total	106					20					125					0					251

**AM Peak Hour Analysis from 07:00 AM to 10:00 AM begins at:**

	Centre Street					Willow Street					Centre Street					Willow Street					Total
	from North					from East					from South					from West					
	Right	Thru	Left	U-Turn	Total	Right	Thru	Left	U-Turn	Total	Right	Thru	Left	U-Turn	Total	Right	Thru	Left	U-Turn	Total	
9:45 AM	0	3	0	0	3	2	0	0	0	2	1	2	0	0	3	0	0	0	0	0	8
9:45 AM	0	5	0	0	5	0	0	1	0	1	0	2	0	0	2	0	0	0	0	0	8
10:00 AM	0	3	0	0	3	0	0	0	0	0	1	4	0	0	5	0	0	0	0	0	8
10:15 AM	0	4	0	0	4	0	0	4	0	4	2	5	0	0	7	0	0	1	0	1	16
<b>Total Volume</b>	<b>0</b>	<b>15</b>	<b>0</b>	<b>0</b>	<b>15</b>	<b>2</b>	<b>0</b>	<b>5</b>	<b>0</b>	<b>7</b>	<b>4</b>	<b>13</b>	<b>0</b>	<b>0</b>	<b>17</b>	<b>0</b>	<b>0</b>	<b>1</b>	<b>0</b>	<b>1</b>	<b>40</b>
% Approach Total	0.0	100.0	0.0	0.0		28.6	0.0	71.4	0.0		23.5	76.5	0.0	0.0		0.0	0.0	100.0	0.0		
PHF	0.000	0.750	0.000	0.000	0.750	0.250	0.000	0.313	0.000	0.438	0.500	0.650	0.000	0.000	0.607	0.000	0.000	0.250	0.000	0.250	0.625
Entering Leg	0	15	0	0	15	2	0	5	0	7	4	13	0	0	17	0	0	1	0	1	40
Exiting Leg	16					4					20					0					40
<b>Total</b>	<b>31</b>					<b>11</b>					<b>37</b>					<b>1</b>					<b>80</b>

**MidDay Peak Hour Analysis from 10:00 AM to 2:00 PM begins at:**

	Centre Street					Willow Street					Centre Street					Willow Street					Total
	from North					from East					from South					from West					
	Right	Thru	Left	U-Turn	Total	Right	Thru	Left	U-Turn	Total	Right	Thru	Left	U-Turn	Total	Right	Thru	Left	U-Turn	Total	
10:15 AM	0	3	0	0	3	0	0	0	0	0	1	4	0	0	5	0	0	0	0	0	8
10:30 AM	0	4	0	0	4	0	0	4	0	4	2	5	0	0	7	0	0	1	0	1	16
10:45 AM	0	0	0	0	0	0	0	0	0	0	0	2	0	0	2	0	0	0	0	0	2
11:00 AM	0	5	0	0	5	0	0	0	0	0	0	3	0	0	3	1	0	0	0	1	9
<b>Total Volume</b>	<b>0</b>	<b>12</b>	<b>0</b>	<b>0</b>	<b>12</b>	<b>0</b>	<b>0</b>	<b>4</b>	<b>0</b>	<b>4</b>	<b>3</b>	<b>14</b>	<b>0</b>	<b>0</b>	<b>17</b>	<b>1</b>	<b>0</b>	<b>1</b>	<b>0</b>	<b>2</b>	<b>35</b>
% Approach Total	0.0	100.0	0.0	0.0		0.0	0.0	100.0	0.0		17.6	82.4	0.0	0.0		50.0	0.0	50.0	0.0		
PHF	0.000	0.600	0.000	0.000	0.600	0.000	0.000	0.250	0.000	0.250	0.375	0.700	0.000	0.000	0.607	0.250	0.000	0.250	0.000	0.500	0.547
Entering Leg	0	12	0	0	12	0	0	4	0	4	3	14	0	0	17	1	0	1	0	2	35
Exiting Leg	15					3					17					0					35
<b>Total</b>	<b>27</b>					<b>7</b>					<b>34</b>					<b>2</b>					<b>70</b>

**PM Peak Hour Analysis from 2:00 PM to 07:00 PM begins at:**

	Centre Street					Willow Street					Centre Street					Willow Street					Total
	from North					from East					from South					from West					
	Right	Thru	Left	U-Turn	Total	Right	Thru	Left	U-Turn	Total	Right	Thru	Left	U-Turn	Total	Right	Thru	Left	U-Turn	Total	
2:00 PM	0	4	0	0	4	0	0	0	0	0	0	3	0	0	3	0	0	0	0	0	7
2:15 PM	0	1	0	0	1	0	0	0	0	0	0	4	0	0	4	0	0	0	0	0	5
2:30 PM	0	3	0	0	3	0	0	0	0	0	0	1	0	0	1	0	0	0	0	0	4
2:45 PM	0	2	0	0	2	0	0	0	0	0	0	3	0	0	3	0	0	0	0	0	5
<b>Total Volume</b>	<b>0</b>	<b>10</b>	<b>0</b>	<b>0</b>	<b>10</b>	<b>0</b>	<b>0</b>	<b>0</b>	<b>0</b>	<b>0</b>	<b>0</b>	<b>11</b>	<b>0</b>	<b>0</b>	<b>11</b>	<b>0</b>	<b>0</b>	<b>0</b>	<b>0</b>	<b>0</b>	<b>21</b>
% Approach Total	0.0	100.0	0.0	0.0		0.0	0.0	0.0	0.0		0.0	100.0	0.0	0.0		0.0	0.0	0.0	0.0		
PHF	0.000	0.625	0.000	0.000	0.625	0.000	0.000	0.000	0.000	0.000	0.000	0.688	0.000	0.000	0.688	0.000	0.000	0.000	0.000	0.000	0.750
Entering Leg	0	10	0	0	10	0	0	0	0	0	0	11	0	0	11	0	0	0	0	0	21
Exiting Leg	11					0					10					0					21
<b>Total</b>	<b>21</b>					<b>0</b>					<b>21</b>					<b>0</b>					<b>42</b>



PDI File #: **229078 B**  
 Location: **N: Centre Street S: Centre Street**  
 Location: **E: Willow Street W: Willow Street**  
 City, State: **West Roxbury, MA**  
 Client: **Toole/T. Dennerlein**  
 Site Code: **6131 Task 2**  
 Count Date: **Thursday, January 12, 2023**  
 Start Time: **7:00 AM**  
 End Time: **7:00 PM**  
 Class:



**Articulated Trucks**

	Centre Street					Willow Street					Centre Street					Willow Street					Total
	from North					from East					from South					from West					
	Right	Thru	Left	U-Turn	Total	Right	Thru	Left	U-Turn	Total	Right	Thru	Left	U-Turn	Total	Right	Thru	Left	U-Turn	Total	
7:00 AM	0	0	0	0	0	0	0	0	0	0	0	0	0	0	0	0	0	0	0	0	0
7:15 AM	0	0	0	0	0	0	0	0	0	0	1	2	0	0	3	0	0	0	0	0	3
7:30 AM	0	0	0	0	0	0	0	0	0	0	1	1	0	0	2	0	0	0	0	0	2
7:45 AM	0	0	0	0	0	0	0	0	0	0	0	1	0	0	1	0	0	0	0	0	1
Total	0	0	0	0	0	0	0	0	0	0	2	4	0	0	6	0	0	0	0	0	6
8:00 AM	0	0	0	0	0	0	0	0	0	0	1	0	0	0	1	0	0	0	0	0	1
8:15 AM	0	0	0	0	0	0	0	0	0	0	0	0	0	0	0	0	0	0	0	0	0
8:30 AM	0	0	0	0	0	0	0	0	0	0	0	1	0	0	1	0	0	0	0	0	1
8:45 AM	0	1	0	0	1	0	0	2	0	2	0	0	0	0	0	0	0	0	0	0	3
Total	0	1	0	0	1	0	0	2	0	2	1	1	0	0	2	0	0	0	0	0	5
9:00 AM	0	0	0	0	0	0	0	0	0	0	2	1	0	0	3	0	0	0	0	0	3
9:15 AM	0	0	0	0	0	1	0	0	0	1	0	1	0	0	1	0	0	0	0	0	2
9:30 AM	0	0	0	0	0	0	0	0	0	0	0	0	0	0	0	0	0	0	0	0	0
9:45 AM	0	0	0	0	0	0	0	0	0	0	0	0	0	0	0	0	0	0	0	0	0
Total	0	0	0	0	0	1	0	0	0	1	2	2	0	0	4	0	0	0	0	0	5
10:00 AM	0	1	0	0	1	0	0	0	0	0	0	0	0	0	0	0	0	0	0	0	1
10:15 AM	0	0	0	0	0	0	0	1	0	1	0	0	0	0	0	0	0	0	0	0	1
10:30 AM	0	0	0	0	0	0	0	0	0	0	0	0	0	0	0	0	0	0	0	0	0
10:45 AM	0	0	0	0	0	0	0	0	0	0	0	0	0	0	0	0	0	0	0	0	0
Total	0	1	0	0	1	0	0	1	0	1	0	0	0	0	0	0	0	0	0	0	2
11:00 AM	0	0	0	0	0	0	0	0	0	0	0	0	0	0	0	0	0	0	0	0	0
11:15 AM	0	0	0	0	0	0	0	0	0	0	0	0	0	0	0	0	0	0	0	0	0
11:30 AM	0	0	0	0	0	0	0	0	0	0	0	0	0	0	0	0	0	0	0	0	0
11:45 AM	0	0	0	0	0	0	0	0	0	0	0	0	0	0	0	0	0	0	0	0	0
Total	0	0	0	0	0	0	0	0	0	0	0	0	0	0	0	0	0	0	0	0	0
12:00 PM	0	0	0	0	0	0	0	1	0	1	0	0	0	0	0	0	0	0	0	0	1
12:15 PM	0	0	0	0	0	0	0	0	0	0	0	0	0	0	0	0	0	0	0	0	0
12:30 PM	0	0	0	0	0	0	0	0	0	0	0	0	0	0	0	0	0	0	0	0	0
12:45 PM	0	0	0	0	0	0	0	0	0	0	0	0	0	0	0	0	0	0	0	0	0
Total	0	0	0	0	0	0	0	1	0	1	0	0	0	0	0	0	0	0	0	0	1
1:00 PM	0	0	0	0	0	0	0	0	0	0	0	0	0	0	0	0	0	0	0	0	0
1:15 PM	0	0	0	0	0	0	0	0	0	0	0	0	0	0	0	0	0	0	0	0	0
1:30 PM	0	2	0	0	2	0	0	0	0	0	0	0	0	0	0	0	0	0	0	0	2
1:45 PM	0	0	0	0	0	0	0	0	0	0	0	0	0	0	0	0	0	0	0	0	0
Total	0	2	0	0	2	0	0	0	0	0	0	0	0	0	0	0	0	0	0	0	2
2:00 PM	0	0	0	0	0	0	0	0	0	0	0	0	0	0	0	0	0	0	0	0	0
2:15 PM	0	1	0	0	1	0	0	0	0	0	0	0	0	0	0	0	0	0	0	0	1
2:30 PM	0	0	0	0	0	0	0	0	0	0	0	0	0	0	0	0	0	0	0	0	0
2:45 PM	0	0	0	0	0	0	0	0	0	0	0	0	0	0	0	0	0	0	0	0	0
Total	0	1	0	0	1	0	0	0	0	0	0	0	0	0	0	0	0	0	0	0	1
3:00 PM	0	0	0	0	0	0	0	0	0	0	0	0	0	0	0	0	0	0	0	0	0
3:15 PM	0	0	0	0	0	0	0	0	0	0	0	1	0	0	1	0	0	0	0	0	1
3:30 PM	0	1	0	0	1	0	0	0	0	0	0	0	0	0	0	0	0	0	0	0	1
3:45 PM	0	0	0	0	0	0	0	0	0	0	0	1	0	0	1	0	0	0	0	0	1
Total	0	1	0	0	1	0	0	0	0	0	0	2	0	0	2	0	0	0	0	0	3
4:00 PM	0	0	0	0	0	0	0	0	0	0	1	0	0	0	1	0	0	0	0	0	1
4:15 PM	0	0	0	0	0	0	0	0	0	0	0	0	0	0	0	0	0	0	0	0	0
4:30 PM	0	1	0	0	1	0	0	1	0	1	0	0	0	0	0	0	0	0	0	0	2
4:45 PM	0	1	0	0	1	0	0	0	0	0	0	0	0	0	0	0	0	0	0	0	1
Total	0	2	0	0	2	0	0	1	0	1	1	0	0	0	1	0	0	0	0	0	4
5:00 PM	0	1	0	0	1	0	0	0	0	0	0	0	0	0	0	0	0	0	0	0	1
5:15 PM	0	0	0	0	0	0	0	0	0	0	0	0	0	0	0	0	0	0	0	0	0
5:30 PM	0	0	0	0	0	0	0	0	0	0	0	0	0	0	0	0	0	0	0	0	0
5:45 PM	0	0	0	0	0	0	0	0	0	0	0	0	0	0	0	0	0	0	0	0	0
Total	0	1	0	0	1	0	0	0	0	0	0	0	0	0	0	0	0	0	0	0	1
6:00 PM	0	0	0	0	0	0	0	0	0	0	0	0	0	0	0	0	0	0	0	0	0
6:15 PM	0	0	0	0	0	0	0	0	0	0	0	0	0	0	0	0	0	0	0	0	0

PDI File #: **229078 B**  
 Location: **N: Centre Street S: Centre Street**  
 Location: **E: Willow Street W: Willow Street**  
 City, State: **West Roxbury, MA**  
 Client: **Toole/T. Dennerlein**  
 Site Code: **6131 Task 2**  
 Count Date: **Thursday, January 12, 2023**  
 Start Time: **7:00 AM**  
 End Time: **7:00 PM**  
 Class:



**Articulated Trucks**

	Centre Street					Willow Street					Centre Street					Willow Street					Total
	from North					from East					from South					from West					
	Right	Thru	Left	U-Turn	Total	Right	Thru	Left	U-Turn	Total	Right	Thru	Left	U-Turn	Total	Right	Thru	Left	U-Turn	Total	
6:30 PM	0	0	0	0	0	0	0	0	0	0	0	0	0	0	0	0	0	0	0	0	0
6:45 PM	0	0	0	0	0	0	0	0	0	0	0	0	0	0	0	0	0	0	0	0	0
<b>Total</b>	0	0	0	0	0	0	0	0	0	0	0	0	0	0	0	0	0	0	0	0	0
<b>Grand Total</b>	0	9	0	0	9	1	0	5	0	6	6	9	0	0	15	0	0	0	0	0	30
<b>Approach %</b>	0.0	100.0	0.0	0.0		16.7	0.0	83.3	0.0		40.0	60.0	0.0	0.0		0.0	0.0	0.0	0.0		
<b>Total %</b>	0.0	30.0	0.0	0.0	30.0	3.3	0.0	16.7	0.0	20.0	20.0	30.0	0.0	0.0	50.0	0.0	0.0	0.0	0.0	0.0	
<b>Exiting Leg Total</b>	10					6					14					0					30

**AM Peak Hour Analysis from 07:00 AM to 10:00 AM begins at:**

	Centre Street					Willow Street					Centre Street					Willow Street					Total
	from North					from East					from South					from West					
	Right	Thru	Left	U-Turn	Total	Right	Thru	Left	U-Turn	Total	Right	Thru	Left	U-Turn	Total	Right	Thru	Left	U-Turn	Total	
8:30 AM	0	0	0	0	0	0	0	0	0	0	0	1	0	0	1	0	0	0	0	0	1
8:45 AM	0	1	0	0	1	0	0	2	0	2	0	0	0	0	0	0	0	0	0	0	3
9:00 AM	0	0	0	0	0	0	0	0	0	0	2	1	0	0	3	0	0	0	0	0	3
9:15 AM	0	0	0	0	0	1	0	0	0	1	0	1	0	0	1	0	0	0	0	0	2
<b>Total Volume</b>	0	1	0	0	1	1	0	2	0	3	2	3	0	0	5	0	0	0	0	0	9
<b>% Approach Total</b>	0.0	100.0	0.0	0.0		33.3	0.0	66.7	0.0		40.0	60.0	0.0	0.0		0.0	0.0	0.0	0.0		
<b>PHF</b>	0.000	0.250	0.000	0.000	0.250	0.250	0.000	0.250	0.000	0.375	0.250	0.750	0.000	0.000	0.417	0.000	0.000	0.000	0.000	0.000	0.750
<b>Entering Leg</b>	0	1	0	0	1	1	0	2	0	3	2	3	0	0	5	0	0	0	0	0	9
<b>Exiting Leg</b>	4					2					3					0					9
<b>Total</b>	5					5					8					0					18

**MidDay Peak Hour Analysis from 10:00 AM to 2:00 PM begins at:**

	Centre Street					Willow Street					Centre Street					Willow Street					Total
	from North					from East					from South					from West					
	Right	Thru	Left	U-Turn	Total	Right	Thru	Left	U-Turn	Total	Right	Thru	Left	U-Turn	Total	Right	Thru	Left	U-Turn	Total	
1:30 PM	0	2	0	0	2	0	0	0	0	0	0	0	0	0	0	0	0	0	0	0	2
1:45 PM	0	0	0	0	0	0	0	0	0	0	0	0	0	0	0	0	0	0	0	0	0
2:00 PM	0	0	0	0	0	0	0	0	0	0	0	0	0	0	0	0	0	0	0	0	0
2:15 PM	0	1	0	0	1	0	0	0	0	0	0	0	0	0	0	0	0	0	0	0	1
<b>Total Volume</b>	0	3	0	0	3	0	0	0	0	0	0	0	0	0	0	0	0	0	0	0	3
<b>% Approach Total</b>	0.0	100.0	0.0	0.0		0.0	0.0	0.0	0.0		0.0	0.0	0.0	0.0		0.0	0.0	0.0	0.0		
<b>PHF</b>	0.000	0.375	0.000	0.000	0.375	0.000	0.000	0.000	0.000	0.000	0.000	0.000	0.000	0.000	0.000	0.000	0.000	0.000	0.000	0.000	0.375
<b>Entering Leg</b>	0	3	0	0	3	0	0	0	0	0	0	0	0	0	0	0	0	0	0	0	3
<b>Exiting Leg</b>	0					0					3					0					3
<b>Total</b>	3					0					3					0					6

**PM Peak Hour Analysis from 2:00 PM to 07:00 PM begins at:**

	Centre Street					Willow Street					Centre Street					Willow Street					Total
	from North					from East					from South					from West					
	Right	Thru	Left	U-Turn	Total	Right	Thru	Left	U-Turn	Total	Right	Thru	Left	U-Turn	Total	Right	Thru	Left	U-Turn	Total	
3:15 PM	0	0	0	0	0	0	0	0	0	0	0	1	0	0	1	0	0	0	0	0	1
3:30 PM	0	1	0	0	1	0	0	0	0	0	0	0	0	0	0	0	0	0	0	0	1
3:45 PM	0	0	0	0	0	0	0	0	0	0	0	1	0	0	1	0	0	0	0	0	1
4:00 PM	0	0	0	0	0	0	0	0	0	0	1	0	0	0	1	0	0	0	0	0	1
<b>Total Volume</b>	0	1	0	0	1	0	0	0	0	0	1	2	0	0	3	0	0	0	0	0	4
<b>% Approach Total</b>	0.0	100.0	0.0	0.0		0.0	0.0	0.0	0.0		33.3	66.7	0.0	0.0		0.0	0.0	0.0	0.0		
<b>PHF</b>	0.000	0.250	0.000	0.000	0.250	0.000	0.000	0.000	0.000	0.000	0.250	0.500	0.000	0.000	0.750	0.000	0.000	0.000	0.000	0.000	1.000
<b>Entering Leg</b>	0	1	0	0	1	0	0	0	0	0	1	2	0	0	3	0	0	0	0	0	4
<b>Exiting Leg</b>	2					1					1					0					4
<b>Total</b>	3					1					4					0					8



PDI File #: **229078 B**  
 Location: **N: Centre Street S: Centre Street**  
 Location: **E: Willow Street W: Willow Street**  
 City, State: **West Roxbury, MA**  
 Client: **Toole/T. Dennerlein**  
 Site Code: **6131 Task 2**  
 Count Date: **Thursday, January 12, 2023**  
 Start Time: **7:00 AM**  
 End Time: **7:00 PM**  
 Class:



**Bicycles (on Roadway and Crosswalks)**

	Centre Street								Willow Street								Centre Street								Willow Street								Total
	from North								from East								from South								from West								
	Right	Thru	Left	U-Turn	CW-EB	CW-WB	Total		Right	Thru	Left	U-Turn	CW-SB	CW-NB	Total		Right	Thru	Left	U-Turn	CW-WB	CW-EB	Total		Right	Thru	Left	U-Turn	CW-NB	CW-SB	Total		
6:30 PM	0	0	0	0	0	0	0	0	0	0	0	0	0	0	0	0	0	0	0	0	0	0	0	0	0	0	0	0	0	0	0	0	
6:45 PM	0	0	0	0	0	0	0	0	0	0	0	0	0	0	0	0	0	0	0	0	0	0	0	0	0	0	0	0	0	0	0	0	
<b>Total</b>	0	0	0	0	0	0	0	0	0	0	0	0	0	0	0	0	0	0	0	0	0	0	0	0	0	0	0	0	0	0	0	0	
<b>Grand Total</b>	0	4	0	0	0	0	4	0	0	0	0	0	2	2	0	6	0	0	0	0	0	6	0	0	0	0	2	1	3	15			
<b>Approach %</b>	0.0	100.0	0.0	0.0	0.0	0.0		0.0	0.0	0.0	0.0	0.0	100.0		0.0	100.0	0.0	0.0	0.0	0.0		0.0	0.0	0.0	0.0	66.7	33.3						
<b>Total %</b>	0.0	26.7	0.0	0.0	0.0	0.0	26.7	0.0	0.0	0.0	0.0	0.0	13.3	13.3	0.0	40.0	0.0	0.0	0.0	0.0	40.0	0.0	0.0	0.0	0.0	13.3	6.7	20.0					
<b>Exiting Leg Total</b>	6								2								4								3								15

**AM Peak Hour Analysis from 07:00 AM to 10:00 AM begins at:**

	Centre Street								Willow Street								Centre Street								Willow Street								Total
	from North								from East								from South								from West								
	Right	Thru	Left	U-Turn	CW-EB	CW-WB	Total		Right	Thru	Left	U-Turn	CW-SB	CW-NB	Total		Right	Thru	Left	U-Turn	CW-WB	CW-EB	Total		Right	Thru	Left	U-Turn	CW-NB	CW-SB	Total		
7:00 AM	0	1	0	0	0	0	1	0	0	0	0	0	0	0	0	0	0	0	0	0	0	0	0	0	0	0	0	0	0	0	1		
7:00 AM	0	0	0	0	0	0	0	0	0	0	0	0	0	0	0	1	0	0	0	0	0	1	0	0	0	0	0	0	0	0	1		
7:15 AM	0	0	0	0	0	0	0	0	0	0	0	0	0	0	0	0	0	0	0	0	0	0	0	0	0	0	0	0	0	0	0		
7:30 AM	0	0	0	0	0	0	0	0	0	0	0	0	0	0	0	0	0	0	0	0	0	0	0	0	0	0	0	0	0	0	0		
7:45 AM	0	0	0	0	0	0	0	0	0	0	0	0	0	0	0	0	0	0	0	0	0	0	0	0	0	0	0	0	0	0	0		
<b>Total Volume</b>	0	1	0	0	0	0	1	0	0	0	0	0	0	0	0	1	0	0	0	0	1	0	0	0	0	0	0	0	0	2			
<b>% Approach Total</b>	0.0	100.0	0.0	0.0	0.0	0.0		0.0	0.0	0.0	0.0	0.0	0.0		0.0	100.0	0.0	0.0	0.0	0.0		0.0	0.0	0.0	0.0	0.0	0.0						
<b>PHF</b>	0.000	0.250	0.000	0.000	0.000	0.000	0.250	0.000	0.000	0.000	0.000	0.000	0.000	0.000	0.000	0.250	0.000	0.000	0.000	0.000	0.250	0.000	0.000	0.000	0.000	0.000	0.000	0.000	0.500				
<b>Entering Leg</b>	0	1	0	0	0	0	1	0	0	0	0	0	0	0	0	1	0	0	0	0	1	0	0	0	0	0	0	0	0	2			
<b>Exiting Leg</b>	1								0								1								0								2
<b>Total</b>	2								0								2								0								4

**MidDay Peak Hour Analysis from 10:00 AM to 2:00 PM begins at:**

	Centre Street								Willow Street								Centre Street								Willow Street								Total
	from North								from East								from South								from West								
	Right	Thru	Left	U-Turn	CW-EB	CW-WB	Total		Right	Thru	Left	U-Turn	CW-SB	CW-NB	Total		Right	Thru	Left	U-Turn	CW-WB	CW-EB	Total		Right	Thru	Left	U-Turn	CW-NB	CW-SB	Total		
11:45 AM	0	0	0	0	0	0	0	0	0	0	0	0	0	0	0	0	0	0	0	0	0	0	0	0	0	0	0	0	0	0	0		
11:45 AM	0	0	0	0	0	0	0	0	0	0	0	0	0	0	0	0	0	0	0	0	0	0	0	0	0	0	0	0	0	0	0		
12:00 PM	0	0	0	0	0	0	0	0	0	0	0	0	0	0	0	0	0	0	0	0	0	0	0	0	0	0	0	0	0	0	0		
12:15 PM	0	0	0	0	0	0	0	0	0	0	0	0	0	0	0	0	0	0	0	0	0	0	0	0	0	0	0	1	1	1			
12:30 PM	0	0	0	0	0	0	0	0	0	0	0	0	2	2	0	1	0	0	0	0	1	0	0	0	0	0	0	0	0	3			
<b>Total Volume</b>	0	0	0	0	0	0	0	0	0	0	0	0	2	2	0	1	0	0	0	0	1	0	0	0	0	0	1	1	4				
<b>% Approach Total</b>	0.0	0.0	0.0	0.0	0.0	0.0		0.0	0.0	0.0	0.0	0.0	100.0		0.0	100.0	0.0	0.0	0.0	0.0		0.0	0.0	0.0	0.0	0.0	100.0						
<b>PHF</b>	0.000	0.000	0.000	0.000	0.000	0.000	0.000	0.000	0.000	0.000	0.000	0.000	0.250	0.250	0.000	0.250	0.000	0.000	0.000	0.000	0.250	0.000	0.000	0.000	0.000	0.000	0.250	0.250	0.333				
<b>Entering Leg</b>	0	0	0	0	0	0	0	0	0	0	0	0	2	2	0	1	0	0	0	0	1	0	0	0	0	0	1	1	4				
<b>Exiting Leg</b>	1								2								0								1								4
<b>Total</b>	1								4								1								2								8

**PM Peak Hour Analysis from 2:00 PM to 07:00 PM begins at:**

	Centre Street								Willow Street								Centre Street								Willow Street								Total
	from North								from East								from South								from West								
	Right	Thru	Left	U-Turn	CW-EB	CW-WB	Total		Right	Thru	Left	U-Turn	CW-SB	CW-NB	Total		Right	Thru	Left	U-Turn	CW-WB	CW-EB	Total		Right	Thru	Left	U-Turn	CW-NB	CW-SB	Total		
3:15 PM	0	0	0	0	0	0	0	0	0	0	0	0	0	0	0	0	0	0	0	0	0	0	0	0	0	0	0	0	0	0	0		
3:15 PM	0	0	0	0	0	0	0	0	0	0	0	0	0	0	0	1	0	0	0	0	1	0	0	0	0	0	0	0	0	1			
3:30 PM	0	0	0	0	0	0	0	0	0	0	0	0	0	0	0	0	0	0	0	0	0	0	0	0	0	0	0	0	0	0			
3:45 PM	0	0	0	0	0	0	0	0	0	0	0	0	0	0	0	0	0	0	0	0	0	0	0	0	0	0	0	0	0	0			
4:00 PM	0	1	0	0	0	0	1	0	0	0	0	0	0	0	0	1	0	0	0	0	1	0	0	0	0	0	0	0	0	2			
<b>Total Volume</b>	0	1	0	0	0	0	1	0	0	0	0	0	0	0	0	2	0	0	0	0	2	0	0	0	0	0	0	0	0	3			
<b>% Approach Total</b>	0.0	100.0	0.0	0.0	0.0	0.0		0.0	0.0	0.0	0.0	0.0	0.0		0.0	100.0	0.0	0.0	0.0	0.0		0.0	0.0	0.0	0.0	0.0	0.0						
<b>PHF</b>	0.000	0.250	0.000	0.000	0.000	0.000	0.250	0.000	0.000	0.000	0.000	0.000	0.000	0.000	0.000	0.500	0.000	0.000	0.000	0.500	0.000	0.000	0.000	0.000	0.000	0.000	0.000	0.375					
<b>Entering Leg</b>	0	1	0	0	0	0	1	0	0	0	0	0	0	0	0	2	0	0	0	0	2	0	0	0	0	0	0	0	0	3			
<b>Exiting Leg</b>	2								0								1								0								3
<b>Total</b>	3								0								3								0								6



PDI File #: **229078 B**  
 Location: **N: Centre Street S: Centre Street**  
 Location: **E: Willow Street W: Willow Street**  
 City, State: **West Roxbury, MA**  
 Client: **Toole/T. Dennerlein**  
 Site Code: **6131 Task 2**  
 Count Date: **Thursday, January 12, 2023**  
 Start Time: **7:00 AM**  
 End Time: **7:00 PM**  
 Class:



**Pedestrians**

	Centre Street							Willow Street							Centre Street							Willow Street							Total	
	from North							from East							from South							from West								
	Right	Thru	Left	U-Turn	CW-EB	CW-WB	Total	Right	Thru	Left	U-Turn	CW-SB	CW-NB	Total	Right	Thru	Left	U-Turn	CW-WB	CW-EB	Total	Right	Thru	Left	U-Turn	CW-NB	CW-SB	Total		
6:30 PM	0	0	0	0	0	0	0	0	0	0	0	0	0	0	0	0	0	0	0	2	0	2	0	0	0	0	0	0	0	2
6:45 PM	0	0	0	0	1	0	1	0	0	0	0	2	0	2	0	0	0	0	1	1	2	0	0	0	0	2	6	8	13	
<b>Total</b>	0	0	0	0	2	3	5	0	0	0	0	5	3	8	0	0	0	0	5	9	14	0	0	0	0	5	12	17	44	
<b>Grand Total</b>	0	0	0	0	31	38	69	0	0	0	0	90	95	185	0	0	0	0	59	83	142	0	0	0	0	84	118	202	598	
<b>Approach %</b>	0	0	0	0	44.9	55.1		0	0	0	0	48.6	51.4		0	0	0	0	41.5	58.5		0	0	0	0	41.6	58.4			
<b>Total %</b>	0	0	0	0	5.18	6.35	11.5	0	0	0	0	15.1	15.9	30.9	0	0	0	0	9.87	13.9	23.7	0	0	0	0	14	19.7	33.8		
<b>Exiting Leg Total</b>	69							185							142							202	598							

**AM Peak Hour Analysis from 07:00 AM to 10:00 AM begins at:**

	Centre Street							Willow Street							Centre Street							Willow Street							Total
	from North							from East							from South							from West							
	Right	Thru	Left	U-Turn	CW-EB	CW-WB	Total	Right	Thru	Left	U-Turn	CW-SB	CW-NB	Total	Right	Thru	Left	U-Turn	CW-WB	CW-EB	Total	Right	Thru	Left	U-Turn	CW-NB	CW-SB	Total	
9:45 AM	0	0	0	0	0	0	0	0	0	0	0	3	1	4	0	0	0	0	3	0	3	0	0	0	0	3	2	5	12
9:45 AM	0	0	0	0	1	0	1	0	0	0	0	0	4	4	0	0	0	0	2	5	7	0	0	0	0	0	2	2	14
10:00 AM	0	0	0	0	1	1	2	0	0	0	0	5	1	6	0	0	0	0	2	0	2	0	0	0	0	0	0	5	15
10:15 AM	0	0	0	0	1	1	2	0	0	0	0	1	4	5	0	0	0	0	2	3	5	0	0	0	0	1	3	4	16
<b>Total Volume</b>	0	0	0	0	3	2	5	0	0	0	0	9	10	19	0	0	0	0	9	8	17	0	0	0	0	4	12	16	57
<b>% Approach Total</b>	0.0	0.0	0.0	0.0	60.0	40.0		0.0	0.0	0.0	0.0	47.4	52.6		0.0	0.0	0.0	0.0	52.9	47.1		0.0	0.0	0.0	0.0	25.0	75.0		
<b>PHF</b>	0.000	0.000	0.000	0.000	0.750	0.500	0.625	0.000	0.000	0.000	0.000	0.450	0.625	0.792	0.000	0.000	0.000	0.000	0.750	0.400	0.607	0.000	0.000	0.000	0.000	0.333	0.600	0.800	0.891
<b>Entering Leg</b>	0	0	0	0	3	2	5	0	0	0	0	9	10	19	0	0	0	0	9	8	17	0	0	0	0	4	12	16	57
<b>Exiting Leg</b>	5							19							17							16	57						
<b>Total</b>	10							38							34							32	114						

**MidDay Peak Hour Analysis from 10:00 AM to 2:00 PM begins at:**

	Centre Street							Willow Street							Centre Street							Willow Street							Total
	from North							from East							from South							from West							
	Right	Thru	Left	U-Turn	CW-EB	CW-WB	Total	Right	Thru	Left	U-Turn	CW-SB	CW-NB	Total	Right	Thru	Left	U-Turn	CW-WB	CW-EB	Total	Right	Thru	Left	U-Turn	CW-NB	CW-SB	Total	
12:30 PM	0	0	0	0	0	2	2	0	0	0	0	3	1	4	0	0	0	0	1	1	2	0	0	0	0	1	0	1	9
12:45 PM	0	0	0	0	0	0	0	0	0	0	0	2	6	8	0	0	0	0	0	2	2	0	0	0	0	3	3	6	16
1:00 PM	0	0	0	0	1	0	1	0	0	0	0	0	2	2	0	0	0	0	1	1	2	0	0	0	0	6	4	10	15
1:15 PM	0	0	0	0	1	2	3	0	0	0	0	6	1	7	0	0	0	0	3	1	4	0	0	0	0	2	6	8	22
<b>Total Volume</b>	0	0	0	0	2	4	6	0	0	0	0	11	10	21	0	0	0	0	5	5	10	0	0	0	0	12	13	25	62
<b>% Approach Total</b>	0.0	0.0	0.0	0.0	33.3	66.7		0.0	0.0	0.0	0.0	52.4	47.6		0.0	0.0	0.0	0.0	50.0	50.0		0.0	0.0	0.0	0.0	48.0	52.0		
<b>PHF</b>	0.000	0.000	0.000	0.000	0.500	0.500	0.500	0.000	0.000	0.000	0.000	0.458	0.417	0.656	0.000	0.000	0.000	0.000	0.417	0.625	0.625	0.000	0.000	0.000	0.000	0.500	0.542	0.625	0.705
<b>Entering Leg</b>	0	0	0	0	2	4	6	0	0	0	0	11	10	21	0	0	0	0	5	5	10	0	0	0	0	12	13	25	62
<b>Exiting Leg</b>	6							21							10							25	62						
<b>Total</b>	12							42							20							50	124						

**PM Peak Hour Analysis from 2:00 PM to 07:00 PM begins at:**

	Centre Street							Willow Street							Centre Street							Willow Street							Total
	from North							from East							from South							from West							
	Right	Thru	Left	U-Turn	CW-EB	CW-WB	Total	Right	Thru	Left	U-Turn	CW-SB	CW-NB	Total	Right	Thru	Left	U-Turn	CW-WB	CW-EB	Total	Right	Thru	Left	U-Turn	CW-NB	CW-SB	Total	
3:45 PM	0	0	0	0	0	1	1	0	0	0	0	4	2	6	0	0	0	0	6	2	8	0	0	0	0	8	2	10	25
4:00 PM	0	0	0	0	1	1	2	0	0	0	0	0	1	1	0	0	0	0	1	2	3	0	0	0	0	5	6	11	17
4:15 PM	0	0	0	0	3	0	3	0	0	0	0	2	0	2	0	0	0	0	0	2	2	0	0	0	0	3	7	10	17
4:30 PM	0	0	0	0	1	2	3	0	0	0	0	1	3	4	0	0	0	0	3	6	9	0	0	0	0	6	4	10	26
<b>Total Volume</b>	0	0	0	0	5	4	9	0	0	0	0	7	6	13	0	0	0	0	10	12	22	0	0	0	0	22	19	41	85
<b>% Approach Total</b>	0.0	0.0	0.0	0.0	55.6	44.4		0.0	0.0	0.0	0.0	53.8	46.2		0.0	0.0	0.0	0.0	45.5	54.5		0.0	0.0	0.0	0.0	53.7	46.3		
<b>PHF</b>	0.000	0.000	0.000	0.000	0.417	0.500	0.750	0.000	0.000	0.000	0.000	0.438	0.500	0.542	0.000	0.000	0.000	0.000	0.417	0.500	0.611	0.000	0.000	0.000	0.000	0.688	0.679	0.932	0.817
<b>Entering Leg</b>	0	0	0	0	5	4	9	0	0	0	0	7	6	13	0	0	0	0	10	12	22	0	0	0	0	22	19	41	85
<b>Exiting Leg</b>	9							13							22							41	85						
<b>Total</b>	18							26							44							82	170						



PDI File #: **229078 C**  
 Location: **N: Centre Street S: Centre Street**  
 Location: **E: Corey Street W: Corey Street**  
 City, State: **West Roxbury, MA**  
 Client: **Toole/T. Dennerlein**  
 Site Code: **6131 Task 2**  
 Count Date: **Thursday, January 12, 2023**  
 Start Time: **7:00 AM**  
 End Time: **7:00 PM**  
 Class:



**Cars and Heavy Vehicles (Combined)**

	Centre Street					Corey Street					Centre Street					Corey Street					Total
	from North					from East					from South					from West					
	Right	Thru	Left	U-Turn	Total	Right	Thru	Left	U-Turn	Total	Right	Thru	Left	U-Turn	Total	Right	Thru	Left	U-Turn	Total	
6:30 PM	14	89	6	0	109	10	10	3	0	23	18	98	8	0	124	13	13	26	0	52	308
6:45 PM	10	85	5	2	102	10	10	14	0	34	8	84	9	0	101	16	11	19	0	46	283
<b>Total</b>	<b>50</b>	<b>379</b>	<b>23</b>	<b>2</b>	<b>454</b>	<b>38</b>	<b>38</b>	<b>48</b>	<b>0</b>	<b>124</b>	<b>48</b>	<b>396</b>	<b>22</b>	<b>0</b>	<b>466</b>	<b>68</b>	<b>61</b>	<b>90</b>	<b>0</b>	<b>219</b>	<b>1263</b>
Grand Total	711	4910	220	4	5845	388	617	568	0	1573	489	4630	335	1	5455	768	729	821	0	2318	15191
Approach %	12.2	84.0	3.8	0.1		24.7	39.2	36.1	0.0		9.0	84.9	6.1	0.0		33.1	31.4	35.4	0.0		
Total %	4.7	32.3	1.4	0.0	38.5	2.6	4.1	3.7	0.0	10.4	3.2	30.5	2.2	0.0	35.9	5.1	4.8	5.4	0.0	15.3	
Exiting Leg Total	5843					1438					6247					1663					15191
Cars	689	4650	210	4	5553	380	612	566	0	1558	488	4391	315	1	5195	750	721	798	0	2269	14575
% Cars	96.9	94.7	95.5	100.0	95.0	97.9	99.2	99.6	0.0	99.0	99.8	94.8	94.0	100.0	95.2	97.7	98.9	97.2	0.0	97.9	95.9
Exiting Leg Total	5573					1419					5967					1616					14575
Heavy Vehicles	22	260	10	0	292	8	5	2	0	15	1	239	20	0	260	18	8	23	0	49	616
% Heavy Vehicles	3.1	5.3	4.5	0.0	5.0	2.1	0.8	0.4	0.0	1.0	0.2	5.2	6.0	0.0	4.8	2.3	1.1	2.8	0.0	2.1	4.1
Exiting Leg Total	270					19					280					47					616

AM Peak Hour Analysis from 07:00 AM to 10:00 AM begins at:

	Centre Street					Corey Street					Centre Street					Corey Street					Total
	from North					from East					from South					from West					
	Right	Thru	Left	U-Turn	Total	Right	Thru	Left	U-Turn	Total	Right	Thru	Left	U-Turn	Total	Right	Thru	Left	U-Turn	Total	
7:30 AM	29	92	4	0	125	4	20	12	0	36	5	89	12	0	106	14	5	11	0	30	297
7:45 AM	37	118	5	0	160	6	20	5	0	31	4	112	13	0	129	16	8	16	0	40	360
8:00 AM	23	92	5	0	120	8	7	8	0	23	12	98	4	0	114	11	16	13	0	40	297
8:15 AM	22	95	2	0	119	8	20	5	0	33	10	103	7	0	120	18	24	13	0	55	327
Total Volume	111	397	16	0	524	26	67	30	0	123	31	402	36	0	469	59	53	53	0	165	1281
% Approach Total	21.2	75.8	3.1	0.0		21.1	54.5	24.4	0.0		6.6	85.7	7.7	0.0		35.8	32.1	32.1	0.0		
PHF	0.750	0.841	0.800	0.000	0.819	0.813	0.838	0.625	0.000	0.854	0.646	0.897	0.692	0.000	0.909	0.819	0.552	0.828	0.000	0.750	0.890
Cars	109	375	13	0	497	25	67	30	0	122	31	377	35	0	443	55	52	47	0	154	1216
Cars %	98.2	94.5	81.3	0.0	94.8	96.2	100.0	100.0	0.0	99.2	100.0	93.8	97.2	0.0	94.5	93.2	98.1	88.7	0.0	93.3	94.9
Heavy Vehicles	2	22	3	0	27	1	0	0	0	1	0	25	1	0	26	4	1	6	0	11	65
Heavy Vehicles %	1.8	5.5	18.8	0.0	5.2	3.8	0.0	0.0	0.0	0.8	0.0	6.2	2.8	0.0	5.5	6.8	1.9	11.3	0.0	6.7	5.1
Cars Enter Leg	109	375	13	0	497	25	67	30	0	122	31	377	35	0	443	55	52	47	0	154	1216
Heavy Enter Leg	2	22	3	0	27	1	0	0	0	1	0	25	1	0	26	4	1	6	0	11	65
Total Entering Leg	111	397	16	0	524	26	67	30	0	123	31	402	36	0	469	59	53	53	0	165	1281
Cars Exiting Leg	449					96					460					211					1216
Heavy Exiting Leg	32					4					26					3					65
Total Exiting Leg	481					100					486					214					1281

MidDay Peak Hour Analysis from 10:00 AM to 2:00 PM begins at:

	Centre Street					Corey Street					Centre Street					Corey Street					Total
	from North					from East					from South					from West					
	Right	Thru	Left	U-Turn	Total	Right	Thru	Left	U-Turn	Total	Right	Thru	Left	U-Turn	Total	Right	Thru	Left	U-Turn	Total	
12:00 PM	20	100	4	0	124	8	14	10	0	32	13	106	3	0	122	20	14	9	0	43	321
12:15 PM	11	98	1	0	110	5	5	18	0	28	15	89	10	0	114	15	11	9	0	35	287
12:30 PM	6	104	5	1	116	5	10	14	0	29	11	98	8	0	117	17	11	16	0	44	306
12:45 PM	9	98	7	0	114	9	12	14	0	35	20	98	7	0	125	18	12	16	0	46	320
Total Volume	46	400	17	1	464	27	41	56	0	124	59	391	28	0	478	70	48	50	0	168	1234
% Approach Total	9.9	86.2	3.7	0.2		21.8	33.1	45.2	0.0		12.3	81.8	5.9	0.0		41.7	28.6	29.8	0.0		
PHF	0.575	0.962	0.607	0.250	0.935	0.750	0.732	0.778	0.000	0.886	0.738	0.922	0.700	0.000	0.956	0.875	0.857	0.781	0.000	0.913	0.961
Cars	45	379	16	1	441	26	41	56	0	123	58	379	27	0	464	69	48	50	0	167	1195
Cars %	97.8	94.8	94.1	100.0	95.0	96.3	100.0	100.0	0.0	99.2	98.3	96.9	96.4	0.0	97.1	98.6	100.0	100.0	0.0	99.4	96.8
Heavy Vehicles	1	21	1	0	23	1	0	0	0	1	1	12	1	0	14	1	0	0	0	1	39
Heavy Vehicles %	2.2	5.3	5.9	0.0	5.0	3.7	0.0	0.0	0.0	0.8	1.7	3.1	3.6	0.0	2.9	1.4	0.0	0.0	0.0	0.6	3.2
Cars Enter Leg	45	379	16	1	441	26	41	56	0	123	58	379	27	0	464	69	48	50	0	167	1195
Heavy Enter Leg	1	21	1	0	23	1	0	0	0	1	1	12	1	0	14	1	0	0	0	1	39
Total Entering Leg	46	400	17	1	464	27	41	56	0	124	59	391	28	0	478	70	48	50	0	168	1234
Cars Exiting Leg	456					122					504					113					1195
Heavy Exiting Leg	13					2					22					2					39
Total Exiting Leg	469					124					526					115					1234

PM Peak Hour Analysis from 2:00 PM to 07:00 PM begins at:



PDI File #: **229078 C**  
 Location: **N: Centre Street S: Centre Street**  
 Location: **E: Corey Street W: Corey Street**  
 City, State: **West Roxbury, MA**  
 Client: **Toole/T. Dennerlein**  
 Site Code: **6131 Task 2**  
 Count Date: **Thursday, January 12, 2023**  
 Start Time: **7:00 AM**  
 End Time: **7:00 PM**  
 Class:



**Cars and Heavy Vehicles (Combined)**

	Centre Street					Corey Street					Centre Street					Corey Street					Total
	from North					from East					from South					from West					
	Right	Thru	Left	U-Turn	Total	Right	Thru	Left	U-Turn	Total	Right	Thru	Left	U-Turn	Total	Right	Thru	Left	U-Turn	Total	
4:00 PM	Centre Street from North					Corey Street from East					Centre Street from South					Corey Street from West					
4:00 PM	20	135	4	0	159	14	11	12	0	37	12	108	6	0	126	28	20	27	0	75	397
4:15 PM	10	127	7	0	144	10	16	19	0	45	18	126	6	0	150	25	26	33	0	84	423
4:30 PM	9	134	8	0	151	8	20	24	0	52	12	121	9	0	142	20	23	22	0	65	410
4:45 PM	15	137	8	0	160	12	21	25	0	58	19	87	7	0	113	17	23	27	0	67	398
Total Volume	54	533	27	0	614	44	68	80	0	192	61	442	28	0	531	90	92	109	0	291	1628
% Approach Total	8.8	86.8	4.4	0.0		22.9	35.4	41.7	0.0		11.5	83.2	5.3	0.0		30.9	31.6	37.5	0.0		
PHF	0.675	0.973	0.844	0.000	0.959	0.786	0.810	0.800	0.000	0.828	0.803	0.877	0.778	0.000	0.885	0.804	0.885	0.826	0.000	0.866	0.962
Cars	54	511	27	0	592	43	68	80	0	191	61	423	28	0	512	88	90	108	0	286	1581
Cars %	100.0	95.9	100.0	0.0	96.4	97.7	100.0	100.0	0.0	99.5	100.0	95.7	100.0	0.0	96.4	97.8	97.8	99.1	0.0	98.3	97.1
Heavy Vehicles	0	22	0	0	22	1	0	0	0	1	0	19	0	0	19	2	2	1	0	5	47
Heavy Vehicles %	0.0	4.1	0.0	0.0	3.6	2.3	0.0	0.0	0.0	0.5	0.0	4.3	0.0	0.0	3.6	2.2	2.2	0.9	0.0	1.7	2.9
Cars Enter Leg	54	511	27	0	592	43	68	80	0	191	61	423	28	0	512	88	90	108	0	286	1581
Heavy Enter Leg	0	22	0	0	22	1	0	0	0	1	0	19	0	0	19	2	2	1	0	5	47
Total Entering Leg	54	533	27	0	614	44	68	80	0	192	61	442	28	0	531	90	92	109	0	291	1628
Cars Exiting Leg					574					178					679					150	1581
Heavy Exiting Leg					21					2					24					0	47
Total Exiting Leg					595					180					703					150	1628



PDI File #: **229078 C**  
 Location: **N: Centre Street S: Centre Street**  
 Location: **E: Corey Street W: Corey Street**  
 City, State: **West Roxbury, MA**  
 Client: **Toole/T. Dennerlein**  
 Site Code: **6131 Task 2**  
 Count Date: **Thursday, January 12, 2023**  
 Start Time: **7:00 AM**  
 End Time: **7:00 PM**  
 Class:



**Cars**

	Centre Street					Corey Street					Centre Street					Corey Street					Total					
	from North					from East					from South					from West										
	Right	Thru	Left	U-Turn	Total	Right	Thru	Left	U-Turn	Total	Right	Thru	Left	U-Turn	Total	Right	Thru	Left	U-Turn	Total						
6:30 PM	14	86	6	0	106	10	10	3	0	23	18	94	8	0	120	13	13	26	0	52	301					
6:45 PM	10	82	5	2	99	10	10	14	0	34	8	82	9	0	99	16	11	19	0	46	278					
<b>Total</b>	<b>50</b>	<b>365</b>	<b>23</b>	<b>2</b>	<b>440</b>	<b>38</b>	<b>38</b>	<b>48</b>	<b>0</b>	<b>124</b>	<b>48</b>	<b>380</b>	<b>22</b>	<b>0</b>	<b>450</b>	<b>68</b>	<b>61</b>	<b>90</b>	<b>0</b>	<b>219</b>	<b>1233</b>					
<b>Grand Total</b>	<b>689</b>	<b>4650</b>	<b>210</b>	<b>4</b>	<b>5553</b>	<b>380</b>	<b>612</b>	<b>566</b>	<b>0</b>	<b>1558</b>	<b>488</b>	<b>4391</b>	<b>315</b>	<b>1</b>	<b>5195</b>	<b>750</b>	<b>721</b>	<b>798</b>	<b>0</b>	<b>2269</b>	<b>14575</b>					
Approach %	12.4	83.7	3.8	0.1		24.4	39.3	36.3	0.0		9.4	84.5	6.1	0.0		33.1	31.8	35.2	0.0							
Total %	4.7	31.9	1.4	0.0	38.1	2.6	4.2	3.9	0.0	10.7	3.3	30.1	2.2	0.0	35.6	5.1	4.9	5.5	0.0	15.6						
Exiting Leg Total						5573					1419					5967					1616					14575

AM Peak Hour Analysis from 07:00 AM to 10:00 AM begins at:

	Centre Street					Corey Street					Centre Street					Corey Street					Total
	from North					from East					from South					from West					
	Right	Thru	Left	U-Turn	Total	Right	Thru	Left	U-Turn	Total	Right	Thru	Left	U-Turn	Total	Right	Thru	Left	U-Turn	Total	
7:30 AM	29	89	3	0	121	3	20	12	0	35	5	83	12	0	100	12	5	11	0	28	284
7:45 AM	35	107	5	0	147	6	20	5	0	31	4	106	12	0	122	15	8	13	0	36	336
8:00 AM	23	89	4	0	116	8	7	8	0	23	12	90	4	0	106	11	15	11	0	37	282
8:15 AM	22	90	1	0	113	8	20	5	0	33	10	98	7	0	115	17	24	12	0	53	314
Total Volume	109	375	13	0	497	25	67	30	0	122	31	377	35	0	443	55	52	47	0	154	1216
% Approach Total	21.9	75.5	2.6	0.0		20.5	54.9	24.6	0.0		7.0	85.1	7.9	0.0		35.7	33.8	30.5	0.0		
PHF	0.779	0.876	0.650	0.000	0.845	0.781	0.838	0.625	0.000	0.871	0.646	0.889	0.729	0.000	0.908	0.809	0.542	0.904	0.000	0.726	0.905
Entering Leg	109	375	13	0	497	25	67	30	0	122	31	377	35	0	443	55	52	47	0	154	1216
Exiting Leg	449					96					460					211					1216
Total	946					218					903					365					2432

MidDay Peak Hour Analysis from 10:00 AM to 2:00 PM begins at:

	Centre Street					Corey Street					Centre Street					Corey Street					Total
	from North					from East					from South					from West					
	Right	Thru	Left	U-Turn	Total	Right	Thru	Left	U-Turn	Total	Right	Thru	Left	U-Turn	Total	Right	Thru	Left	U-Turn	Total	
12:00 PM	20	94	4	0	118	7	14	10	0	31	13	103	3	0	119	19	14	9	0	42	310
12:15 PM	10	94	1	0	105	5	5	18	0	28	15	87	10	0	112	15	11	9	0	35	280
12:30 PM	6	96	5	1	108	5	10	14	0	29	11	94	7	0	112	17	11	16	0	44	293
12:45 PM	9	95	6	0	110	9	12	14	0	35	19	95	7	0	121	18	12	16	0	46	312
Total Volume	45	379	16	1	441	26	41	56	0	123	58	379	27	0	464	69	48	50	0	167	1195
% Approach Total	10.2	85.9	3.6	0.2		21.1	33.3	45.5	0.0		12.5	81.7	5.8	0.0		41.3	28.7	29.9	0.0		
PHF	0.563	0.987	0.667	0.250	0.934	0.722	0.732	0.778	0.000	0.879	0.763	0.920	0.675	0.000	0.959	0.908	0.857	0.781	0.000	0.908	0.958
Entering Leg	45	379	16	1	441	26	41	56	0	123	58	379	27	0	464	69	48	50	0	167	1195
Exiting Leg	456					122					504					113					1195
Total	897					245					968					280					2390

PM Peak Hour Analysis from 2:00 PM to 07:00 PM begins at:

	Centre Street					Corey Street					Centre Street					Corey Street					Total
	from North					from East					from South					from West					
	Right	Thru	Left	U-Turn	Total	Right	Thru	Left	U-Turn	Total	Right	Thru	Left	U-Turn	Total	Right	Thru	Left	U-Turn	Total	
4:00 PM	20	131	4	0	155	14	11	12	0	37	12	103	6	0	121	27	20	26	0	73	386
4:15 PM	10	124	7	0	141	10	16	19	0	45	18	120	6	0	144	25	25	33	0	83	413
4:30 PM	9	129	8	0	146	7	20	24	0	51	12	118	9	0	139	19	23	22	0	64	400
4:45 PM	15	127	8	0	150	12	21	25	0	58	19	82	7	0	108	17	22	27	0	66	382
Total Volume	54	511	27	0	592	43	68	80	0	191	61	423	28	0	512	88	90	108	0	286	1581
% Approach Total	9.1	86.3	4.6	0.0		22.5	35.6	41.9	0.0		11.9	82.6	5.5	0.0		30.8	31.5	37.8	0.0		
PHF	0.675	0.975	0.844	0.000	0.955	0.768	0.810	0.800	0.000	0.823	0.803	0.881	0.778	0.000	0.889	0.815	0.900	0.818	0.000	0.861	0.957
Entering Leg	54	511	27	0	592	43	68	80	0	191	61	423	28	0	512	88	90	108	0	286	1581
Exiting Leg	574					178					679					150					1581
Total	1166					369					1191					436					3162



PDI File #: **229078 C**  
 Location: **N: Centre Street S: Centre Street**  
 Location: **E: Corey Street W: Corey Street**  
 City, State: **West Roxbury, MA**  
 Client: **Toole/T. Dennerlein**  
 Site Code: **6131 Task 2**  
 Count Date: **Thursday, January 12, 2023**  
 Start Time: **7:00 AM**  
 End Time: **7:00 PM**  
 Class:



**Heavy Vehicles-Combined (Buses, Single-Unit Trucks, Articulated Trucks)**

	Centre Street					Corey Street					Centre Street					Corey Street					Total
	from North					from East					from South					from West					
	Right	Thru	Left	U-Turn	Total	Right	Thru	Left	U-Turn	Total	Right	Thru	Left	U-Turn	Total	Right	Thru	Left	U-Turn	Total	
6:30 PM	0	3	0	0	3	0	0	0	0	0	0	4	0	0	4	0	0	0	0	0	7
6:45 PM	0	3	0	0	3	0	0	0	0	0	0	2	0	0	2	0	0	0	0	0	5
<b>Total</b>	<b>0</b>	<b>14</b>	<b>0</b>	<b>0</b>	<b>14</b>	<b>0</b>	<b>0</b>	<b>0</b>	<b>0</b>	<b>0</b>	<b>0</b>	<b>16</b>	<b>0</b>	<b>0</b>	<b>16</b>	<b>0</b>	<b>0</b>	<b>0</b>	<b>0</b>	<b>0</b>	<b>30</b>
Grand Total	22	260	10	0	292	8	5	2	0	15	1	239	20	0	260	18	8	23	0	49	616
Approach %	7.5	89.0	3.4	0.0		53.3	33.3	13.3	0.0		0.4	91.9	7.7	0.0		36.7	16.3	46.9	0.0		
Total %	3.6	42.2	1.6	0.0	47.4	1.3	0.8	0.3	0.0	2.4	0.2	38.8	3.2	0.0	42.2	2.9	1.3	3.7	0.0	8.0	
Exiting Leg Total	270					19					280					47					616
Buses	3	142	5	0	150	3	3	1	0	7	1	132	5	0	138	3	3	8	0	14	309
% Buses	13.6	54.6	50.0	0.0	51.4	37.5	60.0	50.0	0.0	46.7	100.0	55.2	25.0	0.0	53.1	16.7	37.5	34.8	0.0	28.6	50.2
Exiting Leg Total	143					9					146					11					309
Single-Unit Trucks	19	104	5	0	128	4	2	1	0	7	0	91	15	0	106	15	4	15	0	34	275
% Single-Unit	86.4	40.0	50.0	0.0	43.8	50.0	40.0	50.0	0.0	46.7	0.0	38.1	75.0	0.0	40.8	83.3	50.0	65.2	0.0	69.4	44.6
Exiting Leg Total	110					9					120					36					275
Articulated Trucks	0	14	0	0	14	1	0	0	0	1	0	16	0	0	16	0	1	0	0	1	32
% Articulated	0.0	5.4	0.0	0.0	4.8	12.5	0.0	0.0	0.0	6.7	0.0	6.7	0.0	0.0	6.2	0.0	12.5	0.0	0.0	2.0	5.2
Exiting Leg Total	17					1					14					0					32

AM Peak Hour Analysis from 07:00 AM to 10:00 AM begins at:

	Centre Street					Corey Street					Centre Street					Corey Street					Total
	from North					from East					from South					from West					
	Right	Thru	Left	U-Turn	Total	Right	Thru	Left	U-Turn	Total	Right	Thru	Left	U-Turn	Total	Right	Thru	Left	U-Turn	Total	
9:00 AM	2	10	1	0	13	1	0	0	0	1	0	10	4	0	14	1	0	1	0	2	30
9:15 AM	0	5	0	0	5	0	0	0	0	0	0	11	2	0	13	1	0	1	0	2	20
9:30 AM	0	4	1	0	5	0	0	0	0	0	0	11	1	0	12	0	0	0	0	0	17
9:45 AM	0	8	0	0	8	1	0	1	0	2	0	8	0	0	8	1	0	0	0	1	19
Total Volume	2	27	2	0	31	2	0	1	0	3	0	40	7	0	47	3	0	2	0	5	86
% Approach Total	6.5	87.1	6.5	0.0		66.7	0.0	33.3	0.0		0.0	85.1	14.9	0.0		60.0	0.0	40.0	0.0		
PHF	0.250	0.675	0.500	0.000	0.596	0.500	0.000	0.250	0.000	0.375	0.000	0.909	0.438	0.000	0.839	0.750	0.000	0.500	0.000	0.625	0.717
Buses	1	18	2	0	21	0	0	0	0	0	0	16	2	0	18	1	0	1	0	2	41
Buses %	50.0	66.7	100.0	0.0	67.7	0.0	0.0	0.0	0.0	0.0	0.0	40.0	28.6	0.0	38.3	33.3	0.0	50.0	0.0	40.0	47.7
Single-Unit Trucks	1	8	0	0	9	1	0	1	0	2	0	20	5	0	25	2	0	1	0	3	39
Single-Unit %	50.0	29.6	0.0	0.0	29.0	50.0	0.0	100.0	0.0	66.7	0.0	50.0	71.4	0.0	53.2	66.7	0.0	50.0	0.0	60.0	45.3
Articulated Trucks	0	1	0	0	1	1	0	0	0	1	0	4	0	0	4	0	0	0	0	0	6
Articulated %	0.0	3.7	0.0	0.0	3.2	50.0	0.0	0.0	0.0	33.3	0.0	10.0	0.0	0.0	8.5	0.0	0.0	0.0	0.0	0.0	7.0
Buses	1	18	2	0	21	0	0	0	0	0	0	16	2	0	18	1	0	1	0	2	41
Single-Unit Trucks	1	8	0	0	9	1	0	1	0	2	0	20	5	0	25	2	0	1	0	3	39
Articulated Trucks	0	1	0	0	1	1	0	0	0	1	0	4	0	0	4	0	0	0	0	0	6
Total Entering Leg	2	27	2	0	31	2	0	1	0	3	0	40	7	0	47	3	0	2	0	5	86
Buses	17					2					19					3					41
Single-Unit Trucks	22					0					11					6					39
Articulated Trucks	5					0					1					0					6
Total Exiting Leg	44					2					31					9					86

MidDay Peak Hour Analysis from 10:00 AM to 2:00 PM begins at:

	Centre Street					Corey Street					Centre Street					Corey Street					Total
	from North					from East					from South					from West					
	Right	Thru	Left	U-Turn	Total	Right	Thru	Left	U-Turn	Total	Right	Thru	Left	U-Turn	Total	Right	Thru	Left	U-Turn	Total	
10:00 AM	0	8	0	0	8	0	1	0	0	1	0	4	0	0	4	1	0	1	0	2	15
10:15 AM	1	3	0	0	4	0	0	0	0	0	0	6	2	0	8	0	0	1	0	1	13
10:30 AM	2	8	0	0	10	0	0	0	0	0	0	4	0	0	4	0	0	2	0	2	16
10:45 AM	0	1	0	0	1	0	0	0	0	0	0	5	0	0	5	1	1	0	0	2	8
Total Volume	3	20	0	0	23	0	1	0	0	1	0	19	2	0	21	2	1	4	0	7	52
% Approach Total	13.0	87.0	0.0	0.0		0.0	100.0	0.0	0.0		0.0	90.5	9.5	0.0		28.6	14.3	57.1	0.0		
PHF	0.375	0.625	0.000	0.000	0.575	0.000	0.250	0.000	0.000	0.250	0.000	0.792	0.250	0.000	0.656	0.500	0.250	0.500	0.000	0.875	0.813
Buses	0	4	0	0	4	0	0	0	0	0	0	8	0	0	8	0	0	0	0	0	12
Buses %	0.0	20.0	0.0	0.0	17.4	0.0	0.0	0.0	0.0	0.0	0.0	42.1	0.0	0.0	38.1	0.0	0.0	0.0	0.0	0.0	23.1
Single-Unit Trucks	3	14	0	0	17	0	1	0	0	1	0	11	2	0	13	2	1	4	0	7	38
Single-Unit %	100.0	70.0	0.0	0.0	73.9	0.0	100.0	0.0	0.0	100.0	0.0	57.9	100.0	0.0	61.9	100.0	100.0	100.0	0.0	100.0	73.1

PDI File #: **229078 C**  
 Location: **N: Centre Street S: Centre Street**  
 Location: **E: Corey Street W: Corey Street**  
 City, State: **West Roxbury, MA**  
 Client: **Toole/T. Dennerlein**  
 Site Code: **6131 Task 2**  
 Count Date: **Thursday, January 12, 2023**  
 Start Time: **7:00 AM**  
 End Time: **7:00 PM**  
 Class:



**Heavy Vehicles-Combined (Buses, Single-Unit Trucks, Articulated Trucks)**

	Centre Street					Corey Street					Centre Street					Corey Street					Total
	from North					from East					from South					from West					
	Right	Thru	Left	U-Turn	Total	Right	Thru	Left	U-Turn	Total	Right	Thru	Left	U-Turn	Total	Right	Thru	Left	U-Turn	Total	
Articulated Trucks	0	2	0	0	2	0	0	0	0	0	0	0	0	0	0	0	0	0	0	0	2
Articulated %	0.0	10.0	0.0	0.0	8.7	0.0	0.0	0.0	0.0	0.0	0.0	0.0	0.0	0.0	0.0	0.0	0.0	0.0	0.0	0.0	3.8
Buses	0	4	0	0	4	0	0	0	0	0	0	8	0	0	8	0	0	0	0	0	12
Single-Unit Trucks	3	14	0	0	17	0	1	0	0	1	0	11	2	0	13	2	1	4	0	7	38
Articulated Trucks	0	2	0	0	2	0	0	0	0	0	0	0	0	0	0	0	0	0	0	0	2
Total Entering Leg	3	20	0	0	23	0	1	0	0	1	0	19	2	0	21	2	1	4	0	7	52
Buses					8					0					4					0	12
Single-Unit Trucks					15					1					16					6	38
Articulated Trucks					0					0					2					0	2
Total Exiting Leg					23					1					22					6	52

PM Peak Hour Analysis from 2:00 PM to 07:00 PM begins at:

3:00 PM	Centre Street					Corey Street					Centre Street					Corey Street					Total
	from North					from East					from South					from West					
	Right	Thru	Left	U-Turn	Total	Right	Thru	Left	U-Turn	Total	Right	Thru	Left	U-Turn	Total	Right	Thru	Left	U-Turn	Total	
3:00 PM	0	8	1	0	9	0	0	0	0	0	0	6	0	0	6	0	0	0	0	0	15
3:15 PM	0	6	0	0	6	0	0	0	0	0	0	4	0	0	4	0	0	2	0	2	12
3:30 PM	0	8	0	0	8	0	1	0	0	1	0	8	0	0	8	0	0	0	0	0	17
3:45 PM	1	6	0	0	7	0	1	0	0	1	0	7	0	0	7	0	0	1	0	1	16
Total Volume	1	28	1	0	30	0	2	0	0	2	0	25	0	0	25	0	0	3	0	3	60
% Approach Total	3.3	93.3	3.3	0.0	8.33	0.0	100.0	0.0	0.0	0.0	0.0	100.0	0.0	0.0	0.0	0.0	0.0	100.0	0.0	0.0	0.882
PHF	0.250	0.875	0.250	0.000	0.833	0.000	0.500	0.000	0.000	0.500	0.000	0.781	0.000	0.000	0.781	0.000	0.000	0.375	0.000	0.375	0.882
Buses	0	24	0	0	24	0	2	0	0	2	0	18	0	0	18	0	0	2	0	2	46
Buses %	0.0	85.7	0.0	0.0	80.0	0.0	100.0	0.0	0.0	100.0	0.0	72.0	0.0	0.0	72.0	0.0	0.0	66.7	0.0	66.7	76.7
Single-Unit Trucks	1	3	1	0	5	0	0	0	0	0	0	5	0	0	5	0	0	1	0	1	11
Single-Unit %	100.0	10.7	100.0	0.0	16.7	0.0	0.0	0.0	0.0	0.0	0.0	20.0	0.0	0.0	20.0	0.0	0.0	33.3	0.0	33.3	18.3
Articulated Trucks	0	1	0	0	1	0	0	0	0	0	0	2	0	0	2	0	0	0	0	0	3
Articulated %	0.0	3.6	0.0	0.0	3.3	0.0	0.0	0.0	0.0	0.0	0.0	8.0	0.0	0.0	8.0	0.0	0.0	0.0	0.0	0.0	5.0
Buses	0	24	0	0	24	0	2	0	0	2	0	18	0	0	18	0	0	2	0	2	46
Single-Unit Trucks	1	3	1	0	5	0	0	0	0	0	0	5	0	0	5	0	0	1	0	1	11
Articulated Trucks	0	1	0	0	1	0	0	0	0	0	0	2	0	0	2	0	0	0	0	0	3
Total Entering Leg	1	28	1	0	30	0	2	0	0	2	0	25	0	0	25	0	0	3	0	3	60
Buses					20					0					24					2	46
Single-Unit Trucks					6					1					3					1	11
Articulated Trucks					2					0					1					0	3
Total Exiting Leg					28					1					28					3	60

PDI File #: **229078 C**  
 Location: **N: Centre Street S: Centre Street**  
 Location: **E: Corey Street W: Corey Street**  
 City, State: **West Roxbury, MA**  
 Client: **Toole/T. Dennerlein**  
 Site Code: **6131 Task 2**  
 Count Date: **Thursday, January 12, 2023**  
 Start Time: **7:00 AM**  
 End Time: **7:00 PM**  
 Class:



**Buses**

	Centre Street					Corey Street					Centre Street					Corey Street					Total
	from North					from East					from South					from West					
	Right	Thru	Left	U-Turn	Total	Right	Thru	Left	U-Turn	Total	Right	Thru	Left	U-Turn	Total	Right	Thru	Left	U-Turn	Total	
7:00 AM	0	4	0	0	4	0	0	0	0	0	0	4	0	0	4	0	0	0	0	0	8
7:15 AM	1	5	0	0	6	0	1	0	0	1	0	4	0	0	4	0	1	1	0	2	13
7:30 AM	0	2	0	0	2	0	0	0	0	0	0	3	0	0	3	0	0	0	0	0	5
7:45 AM	1	4	0	0	5	0	0	0	0	0	0	4	0	0	4	0	0	0	0	0	9
Total	2	15	0	0	17	0	1	0	0	1	0	15	0	0	15	0	1	1	0	2	35
8:00 AM	0	2	1	0	3	0	0	0	0	0	0	2	0	0	2	0	0	2	0	2	7
8:15 AM	0	2	1	0	3	0	0	0	0	0	0	3	0	0	3	0	0	1	0	1	7
8:30 AM	0	5	0	0	5	0	0	0	0	0	0	3	1	0	4	0	0	0	0	0	9
8:45 AM	0	3	1	0	4	0	0	0	0	0	0	3	0	0	3	0	0	0	0	0	7
Total	0	12	3	0	15	0	0	0	0	0	0	11	1	0	12	0	0	3	0	3	30
9:00 AM	1	7	1	0	9	0	0	0	0	0	0	4	2	0	6	1	0	0	0	1	16
9:15 AM	0	3	0	0	3	0	0	0	0	0	0	3	0	0	3	0	0	1	0	1	7
9:30 AM	0	3	1	0	4	0	0	0	0	0	0	6	0	0	6	0	0	0	0	0	10
9:45 AM	0	5	0	0	5	0	0	0	0	0	0	3	0	0	3	0	0	0	0	0	8
Total	1	18	2	0	21	0	0	0	0	0	0	16	2	0	18	1	0	1	0	2	41
10:00 AM	0	1	0	0	1	0	0	0	0	0	0	3	0	0	3	0	0	0	0	0	4
10:15 AM	0	1	0	0	1	0	0	0	0	0	0	1	0	0	1	0	0	0	0	0	2
10:30 AM	0	1	0	0	1	0	0	0	0	0	0	0	0	0	0	0	0	0	0	0	1
10:45 AM	0	1	0	0	1	0	0	0	0	0	0	4	0	0	4	0	0	0	0	0	5
Total	0	4	0	0	4	0	0	0	0	0	0	8	0	0	8	0	0	0	0	0	12
11:00 AM	0	1	0	0	1	0	0	0	0	0	0	1	0	0	1	0	0	0	0	0	2
11:15 AM	0	1	0	0	1	1	0	0	0	1	0	1	0	0	1	0	0	0	0	0	3
11:30 AM	0	1	0	0	1	0	0	0	0	0	0	1	0	0	1	0	0	0	0	0	2
11:45 AM	0	1	0	0	1	1	0	0	0	1	0	1	0	0	1	0	0	0	0	0	3
Total	0	4	0	0	4	2	0	0	0	2	0	4	0	0	4	0	0	0	0	0	10
12:00 PM	0	2	0	0	2	0	0	0	0	0	0	1	0	0	1	0	0	0	0	0	3
12:15 PM	0	1	0	0	1	0	0	0	0	0	0	0	0	0	0	0	0	0	0	0	1
12:30 PM	0	2	0	0	2	0	0	0	0	0	0	2	0	0	2	0	0	0	0	0	4
12:45 PM	0	1	0	0	1	0	0	0	0	0	1	2	0	0	3	0	0	0	0	0	4
Total	0	6	0	0	6	0	0	0	0	0	1	5	0	0	6	0	0	0	0	0	12
1:00 PM	0	2	0	0	2	0	0	0	0	0	0	2	1	0	3	0	0	0	0	0	5
1:15 PM	0	0	0	0	0	0	0	0	0	0	0	0	0	0	0	0	0	0	0	0	0
1:30 PM	0	2	0	0	2	0	0	0	0	0	0	3	0	0	3	0	0	0	0	0	5
1:45 PM	0	2	0	0	2	0	0	0	0	0	0	2	0	0	2	0	0	0	0	0	4
Total	0	6	0	0	6	0	0	0	0	0	0	7	1	0	8	0	0	0	0	0	14
2:00 PM	0	2	0	0	2	0	0	0	0	0	0	1	0	0	1	0	0	0	0	0	3
2:15 PM	0	5	0	0	5	0	0	1	0	1	0	2	0	0	2	0	0	0	0	0	8
2:30 PM	0	1	0	0	1	0	0	0	0	0	0	2	0	0	2	0	0	0	0	0	3
2:45 PM	0	5	0	0	5	0	0	0	0	0	0	2	1	0	3	0	0	0	0	0	8
Total	0	13	0	0	13	0	0	1	0	1	0	7	1	0	8	0	0	0	0	0	22
3:00 PM	0	8	0	0	8	0	0	0	0	0	0	4	0	0	4	0	0	0	0	0	12
3:15 PM	0	4	0	0	4	0	0	0	0	0	0	2	0	0	2	0	0	1	0	1	7
3:30 PM	0	6	0	0	6	0	1	0	0	1	0	7	0	0	7	0	0	0	0	0	14
3:45 PM	0	6	0	0	6	0	1	0	0	1	0	5	0	0	5	0	0	1	0	1	13
Total	0	24	0	0	24	0	2	0	0	2	0	18	0	0	18	0	0	2	0	2	46
4:00 PM	0	4	0	0	4	0	0	0	0	0	0	3	0	0	3	1	0	1	0	2	9
4:15 PM	0	3	0	0	3	0	0	0	0	0	0	6	0	0	6	0	1	0	0	1	10
4:30 PM	0	3	0	0	3	1	0	0	0	1	0	3	0	0	3	1	0	0	0	1	8
4:45 PM	0	4	0	0	4	0	0	0	0	0	0	3	0	0	3	0	1	0	0	1	8
Total	0	14	0	0	14	1	0	0	0	1	0	15	0	0	15	2	2	1	0	5	35
5:00 PM	0	3	0	0	3	0	0	0	0	0	0	3	0	0	3	0	0	0	0	0	6
5:15 PM	0	3	0	0	3	0	0	0	0	0	0	3	0	0	3	0	0	0	0	0	6
5:30 PM	0	5	0	0	5	0	0	0	0	0	0	4	0	0	4	0	0	0	0	0	9
5:45 PM	0	5	0	0	5	0	0	0	0	0	0	3	0	0	3	0	0	0	0	0	8
Total	0	16	0	0	16	0	0	0	0	0	0	13	0	0	13	0	0	0	0	0	29
6:00 PM	0	2	0	0	2	0	0	0	0	0	0	3	0	0	3	0	0	0	0	0	5
6:15 PM	0	3	0	0	3	0	0	0	0	0	0	5	0	0	5	0	0	0	0	0	8

PDI File #: **229078 C**  
 Location: **N: Centre Street S: Centre Street**  
 Location: **E: Corey Street W: Corey Street**  
 City, State: **West Roxbury, MA**  
 Client: **Toole/T. Dennerlein**  
 Site Code: **6131 Task 2**  
 Count Date: **Thursday, January 12, 2023**  
 Start Time: **7:00 AM**  
 End Time: **7:00 PM**  
 Class:



**Buses**

	Centre Street					Corey Street					Centre Street					Corey Street					Total					
	from North					from East					from South					from West										
	Right	Thru	Left	U-Turn	Total	Right	Thru	Left	U-Turn	Total	Right	Thru	Left	U-Turn	Total	Right	Thru	Left	U-Turn	Total						
6:30 PM	0	2	0	0	2	0	0	0	0	0	0	3	0	0	3	0	0	0	0	0	0	0	0	0	0	5
6:45 PM	0	3	0	0	3	0	0	0	0	0	0	2	0	0	2	0	0	0	0	0	0	0	0	0	0	5
<b>Total</b>	<b>0</b>	<b>10</b>	<b>0</b>	<b>0</b>	<b>10</b>	<b>0</b>	<b>0</b>	<b>0</b>	<b>0</b>	<b>0</b>	<b>0</b>	<b>13</b>	<b>0</b>	<b>0</b>	<b>13</b>	<b>0</b>	<b>0</b>	<b>0</b>	<b>0</b>	<b>0</b>	<b>0</b>	<b>0</b>	<b>0</b>	<b>0</b>	<b>0</b>	<b>23</b>
<b>Grand Total</b>	<b>3</b>	<b>142</b>	<b>5</b>	<b>0</b>	<b>150</b>	<b>3</b>	<b>3</b>	<b>1</b>	<b>0</b>	<b>7</b>	<b>1</b>	<b>132</b>	<b>5</b>	<b>0</b>	<b>138</b>	<b>3</b>	<b>3</b>	<b>8</b>	<b>0</b>	<b>14</b>						<b>309</b>
<b>Approach %</b>	<b>2.0</b>	<b>94.7</b>	<b>3.3</b>	<b>0.0</b>		<b>42.9</b>	<b>42.9</b>	<b>14.3</b>	<b>0.0</b>		<b>0.7</b>	<b>95.7</b>	<b>3.6</b>	<b>0.0</b>		<b>21.4</b>	<b>21.4</b>	<b>57.1</b>	<b>0.0</b>							
<b>Total %</b>	<b>1.0</b>	<b>46.0</b>	<b>1.6</b>	<b>0.0</b>	<b>48.5</b>	<b>1.0</b>	<b>1.0</b>	<b>0.3</b>	<b>0.0</b>	<b>2.3</b>	<b>0.3</b>	<b>42.7</b>	<b>1.6</b>	<b>0.0</b>	<b>44.7</b>	<b>1.0</b>	<b>1.0</b>	<b>2.6</b>	<b>0.0</b>	<b>4.5</b>						
<b>Exiting Leg Total</b>																					<b>11</b>	<b>309</b>				

**AM Peak Hour Analysis from 07:00 AM to 10:00 AM begins at:**

	Centre Street					Corey Street					Centre Street					Corey Street					Total					
	from North					from East					from South					from West										
	Right	Thru	Left	U-Turn	Total	Right	Thru	Left	U-Turn	Total	Right	Thru	Left	U-Turn	Total	Right	Thru	Left	U-Turn	Total						
9:00 AM	1	7	1	0	9	0	0	0	0	0	0	4	2	0	6	1	0	0	0	1						16
9:15 AM	0	3	0	0	3	0	0	0	0	0	0	3	0	0	3	0	0	1	0	1						7
9:30 AM	0	3	1	0	4	0	0	0	0	0	0	6	0	0	6	0	0	0	0	0						10
9:45 AM	0	5	0	0	5	0	0	0	0	0	0	3	0	0	3	0	0	0	0	0						8
<b>Total Volume</b>	<b>1</b>	<b>18</b>	<b>2</b>	<b>0</b>	<b>21</b>	<b>0</b>	<b>0</b>	<b>0</b>	<b>0</b>	<b>0</b>	<b>0</b>	<b>16</b>	<b>2</b>	<b>0</b>	<b>18</b>	<b>1</b>	<b>0</b>	<b>1</b>	<b>0</b>	<b>2</b>						<b>41</b>
<b>% Approach Total</b>	<b>4.8</b>	<b>85.7</b>	<b>9.5</b>	<b>0.0</b>		<b>0.0</b>	<b>0.0</b>	<b>0.0</b>	<b>0.0</b>		<b>0.0</b>	<b>88.9</b>	<b>11.1</b>	<b>0.0</b>		<b>50.0</b>	<b>0.0</b>	<b>50.0</b>	<b>0.0</b>							
<b>PHF</b>	<b>0.250</b>	<b>0.643</b>	<b>0.500</b>	<b>0.000</b>	<b>0.583</b>	<b>0.000</b>	<b>0.000</b>	<b>0.000</b>	<b>0.000</b>	<b>0.000</b>	<b>0.000</b>	<b>0.667</b>	<b>0.250</b>	<b>0.000</b>	<b>0.750</b>	<b>0.250</b>	<b>0.000</b>	<b>0.250</b>	<b>0.000</b>	<b>0.500</b>						<b>0.641</b>
<b>Entering Leg</b>	<b>1</b>	<b>18</b>	<b>2</b>	<b>0</b>	<b>21</b>	<b>0</b>	<b>0</b>	<b>0</b>	<b>0</b>	<b>0</b>	<b>0</b>	<b>16</b>	<b>2</b>	<b>0</b>	<b>18</b>	<b>1</b>	<b>0</b>	<b>1</b>	<b>0</b>	<b>2</b>						<b>41</b>
<b>Exiting Leg</b>																					<b>3</b>	<b>41</b>				
<b>Total</b>																					<b>5</b>	<b>82</b>				

**MidDay Peak Hour Analysis from 10:00 AM to 2:00 PM begins at:**

	Centre Street					Corey Street					Centre Street					Corey Street					Total					
	from North					from East					from South					from West										
	Right	Thru	Left	U-Turn	Total	Right	Thru	Left	U-Turn	Total	Right	Thru	Left	U-Turn	Total	Right	Thru	Left	U-Turn	Total						
1:30 PM	0	2	0	0	2	0	0	0	0	0	0	3	0	0	3	0	0	0	0	0	0	0	0	0	0	5
1:45 PM	0	2	0	0	2	0	0	0	0	0	0	2	0	0	2	0	0	0	0	0	0	0	0	0	0	4
2:00 PM	0	2	0	0	2	0	0	0	0	0	0	1	0	0	1	0	0	0	0	0	0	0	0	0	0	3
2:15 PM	0	5	0	0	5	0	0	1	0	1	0	2	0	0	2	0	0	0	0	0	0	0	0	0	0	8
<b>Total Volume</b>	<b>0</b>	<b>11</b>	<b>0</b>	<b>0</b>	<b>11</b>	<b>0</b>	<b>0</b>	<b>1</b>	<b>0</b>	<b>1</b>	<b>0</b>	<b>8</b>	<b>0</b>	<b>0</b>	<b>8</b>	<b>0</b>	<b>0</b>	<b>0</b>	<b>0</b>	<b>0</b>	<b>0</b>	<b>0</b>	<b>0</b>	<b>0</b>	<b>0</b>	<b>20</b>
<b>% Approach Total</b>	<b>0.0</b>	<b>100.0</b>	<b>0.0</b>	<b>0.0</b>		<b>0.0</b>	<b>0.0</b>	<b>100.0</b>	<b>0.0</b>		<b>0.0</b>	<b>100.0</b>	<b>0.0</b>	<b>0.0</b>		<b>0.0</b>	<b>0.0</b>	<b>0.0</b>	<b>0.0</b>							
<b>PHF</b>	<b>0.000</b>	<b>0.550</b>	<b>0.000</b>	<b>0.000</b>	<b>0.550</b>	<b>0.000</b>	<b>0.000</b>	<b>0.250</b>	<b>0.000</b>	<b>0.250</b>	<b>0.000</b>	<b>0.667</b>	<b>0.000</b>	<b>0.000</b>	<b>0.667</b>	<b>0.000</b>	<b>0.000</b>	<b>0.000</b>	<b>0.000</b>	<b>0.000</b>						<b>0.625</b>
<b>Entering Leg</b>	<b>0</b>	<b>11</b>	<b>0</b>	<b>0</b>	<b>11</b>	<b>0</b>	<b>0</b>	<b>1</b>	<b>0</b>	<b>1</b>	<b>0</b>	<b>8</b>	<b>0</b>	<b>0</b>	<b>8</b>	<b>0</b>	<b>0</b>	<b>0</b>	<b>0</b>	<b>0</b>	<b>0</b>	<b>0</b>	<b>0</b>	<b>0</b>	<b>0</b>	<b>20</b>
<b>Exiting Leg</b>																					<b>0</b>	<b>20</b>				
<b>Total</b>																					<b>0</b>	<b>40</b>				

**PM Peak Hour Analysis from 2:00 PM to 07:00 PM begins at:**

	Centre Street					Corey Street					Centre Street					Corey Street					Total					
	from North					from East					from South					from West										
	Right	Thru	Left	U-Turn	Total	Right	Thru	Left	U-Turn	Total	Right	Thru	Left	U-Turn	Total	Right	Thru	Left	U-Turn	Total						
3:00 PM	0	8	0	0	8	0	0	0	0	0	0	4	0	0	4	0	0	0	0	0	0	0	0	0	0	12
3:15 PM	0	4	0	0	4	0	0	0	0	0	0	2	0	0	2	0	0	1	0	1						7
3:30 PM	0	6	0	0	6	0	1	0	0	1	0	7	0	0	7	0	0	0	0	0						14
3:45 PM	0	6	0	0	6	0	1	0	0	1	0	5	0	0	5	0	0	1	0	1						13
<b>Total Volume</b>	<b>0</b>	<b>24</b>	<b>0</b>	<b>0</b>	<b>24</b>	<b>0</b>	<b>2</b>	<b>0</b>	<b>0</b>	<b>2</b>	<b>0</b>	<b>18</b>	<b>0</b>	<b>0</b>	<b>18</b>	<b>0</b>	<b>0</b>	<b>2</b>	<b>0</b>	<b>2</b>						<b>46</b>
<b>% Approach Total</b>	<b>0.0</b>	<b>100.0</b>	<b>0.0</b>	<b>0.0</b>		<b>0.0</b>	<b>100.0</b>	<b>0.0</b>	<b>0.0</b>		<b>0.0</b>	<b>100.0</b>	<b>0.0</b>	<b>0.0</b>		<b>0.0</b>	<b>0.0</b>	<b>100.0</b>	<b>0.0</b>							
<b>PHF</b>	<b>0.000</b>	<b>0.750</b>	<b>0.000</b>	<b>0.000</b>	<b>0.750</b>	<b>0.000</b>	<b>0.500</b>	<b>0.000</b>	<b>0.000</b>	<b>0.500</b>	<b>0.000</b>	<b>0.643</b>	<b>0.000</b>	<b>0.000</b>	<b>0.643</b>	<b>0.000</b>	<b>0.000</b>	<b>0.500</b>	<b>0.000</b>	<b>0.500</b>						<b>0.821</b>
<b>Entering Leg</b>	<b>0</b>	<b>24</b>	<b>0</b>	<b>0</b>	<b>24</b>	<b>0</b>	<b>2</b>	<b>0</b>	<b>0</b>	<b>2</b>	<b>0</b>	<b>18</b>	<b>0</b>	<b>0</b>	<b>18</b>	<b>0</b>	<b>0</b>	<b>2</b>	<b>0</b>	<b>2</b>						<b>46</b>
<b>Exiting Leg</b>																					<b>2</b>	<b>46</b>				
<b>Total</b>																					<b>4</b>	<b>92</b>				





PDI File #: **229078 C**  
 Location: **N: Centre Street S: Centre Street**  
 Location: **E: Corey Street W: Corey Street**  
 City, State: **West Roxbury, MA**  
 Client: **Toole/T. Dennerlein**  
 Site Code: **6131 Task 2**  
 Count Date: **Thursday, January 12, 2023**  
 Start Time: **7:00 AM**  
 End Time: **7:00 PM**  
 Class:



**Single-Unit Trucks**

	Centre Street					Corey Street					Centre Street					Corey Street					Total
	from North					from East					from South					from West					
	Right	Thru	Left	U-Turn	Total	Right	Thru	Left	U-Turn	Total	Right	Thru	Left	U-Turn	Total	Right	Thru	Left	U-Turn	Total	
6:30 PM	0	1	0	0	1	0	0	0	0	0	0	1	0	0	1	0	0	0	0	0	0
6:45 PM	0	0	0	0	0	0	0	0	0	0	0	0	0	0	0	0	0	0	0	0	0
<b>Total</b>	<b>0</b>	<b>4</b>	<b>0</b>	<b>0</b>	<b>4</b>	<b>0</b>	<b>0</b>	<b>0</b>	<b>0</b>	<b>0</b>	<b>0</b>	<b>3</b>	<b>0</b>	<b>0</b>	<b>3</b>	<b>0</b>	<b>0</b>	<b>0</b>	<b>0</b>	<b>0</b>	<b>7</b>
Grand Total	19	104	5	0	128	4	2	1	0	7	0	91	15	0	106	15	4	15	0	34	275
Approach %	14.8	81.3	3.9	0.0		57.1	28.6	14.3	0.0		0.0	85.8	14.2	0.0		44.1	11.8	44.1	0.0		
Total %	6.9	37.8	1.8	0.0	46.5	1.5	0.7	0.4	0.0	2.5	0.0	33.1	5.5	0.0	38.5	5.5	1.5	5.5	0.0	12.4	
Exiting Leg Total	110					9					120					36					275

**AM Peak Hour Analysis from 07:00 AM to 10:00 AM begins at:**

	Centre Street					Corey Street					Centre Street					Corey Street					Total
	from North					from East					from South					from West					
	Right	Thru	Left	U-Turn	Total	Right	Thru	Left	U-Turn	Total	Right	Thru	Left	U-Turn	Total	Right	Thru	Left	U-Turn	Total	
9:45 AM	0	3	0	0	3	1	0	1	0	2	0	5	0	0	5	1	0	0	0	1	11
9:45 AM	0	6	0	0	6	0	1	0	0	1	0	1	0	0	1	1	0	1	0	2	10
10:00 AM	1	2	0	0	3	0	0	0	0	0	0	5	2	0	7	0	0	1	0	1	11
10:15 AM	2	6	0	0	8	0	0	0	0	0	0	4	0	0	4	0	0	2	0	2	14
Total Volume	3	17	0	0	20	1	1	1	0	3	0	15	2	0	17	2	0	4	0	6	46
% Approach Total	15.0	85.0	0.0	0.0		33.3	33.3	33.3	0.0		0.0	88.2	11.8	0.0		33.3	0.0	66.7	0.0		
PHF	0.375	0.708	0.000	0.000	0.625	0.250	0.250	0.250	0.000	0.375	0.000	0.750	0.250	0.000	0.607	0.500	0.000	0.500	0.000	0.750	0.821
Entering Leg	3	17	0	0	20	1	1	1	0	3	0	15	2	0	17	2	0	4	0	6	46
Exiting Leg	20					0					20					6					46
Total	40					3					37					12					92

**MidDay Peak Hour Analysis from 10:00 AM to 2:00 PM begins at:**

	Centre Street					Corey Street					Centre Street					Corey Street					Total
	from North					from East					from South					from West					
	Right	Thru	Left	U-Turn	Total	Right	Thru	Left	U-Turn	Total	Right	Thru	Left	U-Turn	Total	Right	Thru	Left	U-Turn	Total	
10:00 AM	0	6	0	0	6	0	1	0	0	1	0	1	0	0	1	1	0	1	0	2	10
10:15 AM	1	2	0	0	3	0	0	0	0	0	0	5	2	0	7	0	0	1	0	1	11
10:30 AM	2	6	0	0	8	0	0	0	0	0	0	4	0	0	4	0	0	2	0	2	14
10:45 AM	0	0	0	0	0	0	0	0	0	0	0	1	0	0	1	1	1	0	0	2	3
Total Volume	3	14	0	0	17	0	1	0	0	1	0	11	2	0	13	2	1	4	0	7	38
% Approach Total	17.6	82.4	0.0	0.0		0.0	100.0	0.0	0.0		0.0	84.6	15.4	0.0		28.6	14.3	57.1	0.0		
PHF	0.375	0.583	0.000	0.000	0.531	0.000	0.250	0.000	0.000	0.250	0.000	0.550	0.250	0.000	0.464	0.500	0.250	0.500	0.000	0.875	0.679
Entering Leg	3	14	0	0	17	0	1	0	0	1	0	11	2	0	13	2	1	4	0	7	38
Exiting Leg	15					1					16					6					38
Total	32					2					29					13					76

**PM Peak Hour Analysis from 2:00 PM to 07:00 PM begins at:**

	Centre Street					Corey Street					Centre Street					Corey Street					Total
	from North					from East					from South					from West					
	Right	Thru	Left	U-Turn	Total	Right	Thru	Left	U-Turn	Total	Right	Thru	Left	U-Turn	Total	Right	Thru	Left	U-Turn	Total	
2:00 PM	0	4	0	0	4	0	0	0	0	0	0	2	0	0	2	0	0	0	0	0	6
2:15 PM	0	1	0	0	1	0	0	0	0	0	0	2	0	0	2	2	0	0	0	2	5
2:30 PM	1	2	0	0	3	0	0	0	0	0	0	3	0	0	3	0	0	0	0	0	6
2:45 PM	1	0	1	0	2	1	0	0	0	1	0	1	0	0	1	0	1	1	0	2	6
Total Volume	2	7	1	0	10	1	0	0	0	1	0	8	0	0	8	2	1	1	0	4	23
% Approach Total	20.0	70.0	10.0	0.0		100.0	0.0	0.0	0.0		0.0	100.0	0.0	0.0		50.0	25.0	25.0	0.0		
PHF	0.500	0.438	0.250	0.000	0.625	0.250	0.000	0.000	0.000	0.250	0.000	0.667	0.000	0.000	0.667	0.250	0.250	0.250	0.000	0.500	0.958
Entering Leg	2	7	1	0	10	1	0	0	0	1	0	8	0	0	8	2	1	1	0	4	23
Exiting Leg	10					2					9					2					23
Total	20					3					17					6					46















PDI File #: **229078 D**  
 Location: **N: Centre Street S: Centre Street**  
 Location: **E: Park Street W: Park Street**  
 City, State: **West Roxbury, MA**  
 Client: **Toole/T. Dennerlein**  
 Site Code: **6131 Task 2**  
 Count Date: **Thursday, January 12, 2023**  
 Start Time: **7:00 AM**  
 End Time: **7:00 PM**  
 Class:



**Cars and Heavy Vehicles (Combined)**

	Centre Street					Park Street					Centre Street					Park Street					Total
	from North					from East					from South					from West					
	Right	Thru	Left	U-Turn	Total	Right	Thru	Left	U-Turn	Total	Right	Thru	Left	U-Turn	Total	Right	Thru	Left	U-Turn	Total	
7:00 AM	0	52	2	0	54	0	0	0	0	0	8	86	0	0	94	0	3	1	0	4	152
7:15 AM	0	79	1	0	80	0	0	0	0	0	9	111	0	0	120	2	0	2	0	4	204
7:30 AM	0	118	2	0	120	0	0	0	0	0	9	107	0	0	116	0	2	1	0	3	239
7:45 AM	0	126	4	0	130	0	0	0	0	0	12	125	0	0	137	2	1	1	0	4	271
Total	0	375	9	0	384	0	0	0	0	0	38	429	0	0	467	4	6	5	0	15	866
8:00 AM	0	111	2	0	113	0	0	0	0	0	12	112	0	0	124	2	3	1	0	6	243
8:15 AM	0	101	5	0	106	0	0	0	0	0	22	125	0	0	147	2	4	4	0	10	263
8:30 AM	0	95	5	0	100	0	0	0	0	0	4	95	0	0	99	2	1	1	0	4	203
8:45 AM	0	122	4	0	126	0	0	0	0	0	15	103	0	0	118	1	1	0	0	2	246
Total	0	429	16	0	445	0	0	0	0	0	53	435	0	0	488	7	9	6	0	22	955
9:00 AM	0	139	4	0	143	0	0	0	0	0	10	97	0	0	107	0	2	2	0	4	254
9:15 AM	0	99	5	0	104	0	0	0	0	0	20	146	0	0	166	1	7	4	0	12	282
9:30 AM	0	106	4	0	110	0	0	0	0	0	18	125	0	0	143	4	1	0	0	5	258
9:45 AM	0	115	6	0	121	0	0	0	0	0	12	78	0	0	90	1	0	1	0	2	213
Total	0	459	19	0	478	0	0	0	0	0	60	446	0	0	506	6	10	7	0	23	1007
10:00 AM	0	97	5	0	102	0	0	0	0	0	15	82	0	0	97	1	3	2	0	6	205
10:15 AM	0	91	3	0	94	0	0	0	0	0	15	85	0	0	100	0	0	2	0	2	196
10:30 AM	0	92	5	0	97	0	0	0	0	0	15	87	0	0	102	4	2	0	0	6	205
10:45 AM	0	104	5	0	109	0	0	0	0	0	15	96	0	0	111	1	2	4	0	7	227
Total	0	384	18	0	402	0	0	0	0	0	60	350	0	0	410	6	7	8	0	21	833
11:00 AM	0	112	1	0	113	0	0	0	0	0	14	97	0	1	112	1	0	2	0	3	228
11:15 AM	0	106	4	0	110	0	0	0	0	0	6	103	0	0	109	3	4	0	0	7	226
11:30 AM	0	119	7	0	126	0	0	0	0	0	10	97	0	0	107	0	0	3	0	3	236
11:45 AM	0	120	2	0	122	0	0	0	0	0	13	107	0	0	120	0	2	1	0	3	245
Total	0	457	14	0	471	0	0	0	0	0	43	404	0	1	448	4	6	6	0	16	935
12:00 PM	0	112	8	0	120	0	0	0	0	0	15	114	0	0	129	1	2	1	0	4	253
12:15 PM	0	124	1	1	126	0	0	0	0	0	14	114	0	0	128	1	2	4	0	7	261
12:30 PM	0	124	7	0	131	0	0	0	0	0	10	123	0	0	133	2	4	1	0	7	271
12:45 PM	0	114	3	0	117	0	0	0	0	0	13	121	0	0	134	2	2	1	0	5	256
Total	0	474	19	1	494	0	0	0	0	0	52	472	0	0	524	6	10	7	0	23	1041
1:00 PM	0	107	2	0	109	2	0	0	0	2	14	105	0	0	119	1	5	3	0	9	239
1:15 PM	0	100	7	0	107	0	0	0	0	0	15	104	0	0	119	3	4	0	0	7	233
1:30 PM	0	92	4	0	96	0	0	0	0	0	14	118	0	0	132	3	1	0	0	4	232
1:45 PM	0	105	5	0	110	1	0	0	0	1	14	105	0	0	119	3	2	1	0	6	236
Total	0	404	18	0	422	3	0	0	0	3	57	432	0	0	489	10	12	4	0	26	940
2:00 PM	0	114	3	0	117	0	0	0	0	0	23	105	0	0	128	3	1	2	0	6	251
2:15 PM	0	119	6	1	126	0	0	0	0	0	18	115	0	0	133	2	1	1	0	4	263
2:30 PM	0	150	5	0	155	0	0	0	0	0	19	109	0	0	128	2	3	1	0	6	289
2:45 PM	0	153	5	0	158	0	0	0	0	0	14	114	0	0	128	2	4	1	0	7	293
Total	0	536	19	1	556	0	0	0	0	0	74	443	0	0	517	9	9	5	0	23	1096
3:00 PM	0	172	7	1	180	0	0	0	0	0	12	95	0	0	107	6	4	0	0	10	297
3:15 PM	0	145	3	0	148	0	0	0	0	0	20	105	0	0	125	1	6	2	0	9	282
3:30 PM	0	131	1	0	132	0	0	0	0	0	27	150	0	0	177	4	13	4	0	21	330
3:45 PM	0	152	8	0	160	0	0	1	0	1	21	116	0	0	137	1	5	3	0	9	307
Total	0	600	19	1	620	0	0	1	0	1	80	466	0	0	546	12	28	9	0	49	1216
4:00 PM	0	168	6	1	175	0	0	0	0	0	14	135	0	0	149	4	6	3	0	13	337
4:15 PM	0	169	6	0	175	0	0	0	0	0	12	162	0	0	174	2	4	1	0	7	356
4:30 PM	0	169	4	0	173	0	0	0	0	0	16	130	0	1	147	8	6	0	0	14	334
4:45 PM	0	173	4	0	177	0	0	0	0	0	30	103	0	0	133	4	8	1	0	13	323
Total	0	679	20	1	700	0	0	0	0	0	72	530	0	1	603	18	24	5	0	47	1350
5:00 PM	0	159	6	0	165	0	0	0	0	0	12	115	0	0	127	2	3	0	0	5	297
5:15 PM	0	172	11	2	185	0	0	0	0	0	15	135	0	0	150	2	2	2	0	6	341
5:30 PM	0	156	1	2	159	0	0	0	0	0	18	126	0	0	144	2	4	2	0	8	311
5:45 PM	0	136	7	1	144	0	0	0	0	0	7	115	0	0	122	1	0	1	0	2	268
Total	0	623	25	5	653	0	0	0	0	0	52	491	0	0	543	7	9	5	0	21	1217
6:00 PM	0	131	5	1	137	0	0	0	0	0	14	121	0	0	135	2	1	0	0	3	275
6:15 PM	0	120	2	1	123	0	0	0	0	0	11	115	0	0	126	1	0	3	0	4	253

PDI File #: **229078 D**  
 Location: **N: Centre Street S: Centre Street**  
 Location: **E: Park Street W: Park Street**  
 City, State: **West Roxbury, MA**  
 Client: **Toole/T. Dennerlein**  
 Site Code: **6131 Task 2**  
 Count Date: **Thursday, January 12, 2023**  
 Start Time: **7:00 AM**  
 End Time: **7:00 PM**  
 Class:



**Cars and Heavy Vehicles (Combined)**

	Centre Street					Park Street					Centre Street					Park Street					Total
	from North					from East					from South					from West					
	Right	Thru	Left	U-Turn	Total	Right	Thru	Left	U-Turn	Total	Right	Thru	Left	U-Turn	Total	Right	Thru	Left	U-Turn	Total	
6:30 PM	0	101	3	2	106	0	0	0	0	0	17	118	0	0	135	0	1	3	0	4	245
6:45 PM	0	113	5	0	118	0	0	0	0	0	7	99	0	0	106	0	1	0	0	1	225
<b>Total</b>	0	465	15	4	484	0	0	0	0	0	49	453	0	0	502	3	3	6	0	12	998
Grand Total	0	5885	211	13	6109	3	0	1	0	4	690	5351	0	2	6043	92	133	73	0	298	12454
Approach %	0.0	96.3	3.5	0.2		75.0	0.0	25.0	0.0		11.4	88.5	0.0	0.0		30.9	44.6	24.5	0.0		
Total %	0.0	47.3	1.7	0.1	49.1	0.0	0.0	0.0	0.0	0.0	5.5	43.0	0.0	0.0	48.5	0.7	1.1	0.6	0.0	2.4	
Exiting Leg Total	5440					1034					5980					0					12454
Cars	0	5606	204	13	5823	3	0	1	0	4	682	5096	0	1	5779	88	132	70	0	290	11896
% Cars	0.0	95.3	96.7	100.0	95.3	100.0	0.0	100.0	0.0	100.0	98.8	95.2	0.0	50.0	95.6	95.7	99.2	95.9	0.0	97.3	95.5
Exiting Leg Total	5182					1018					5696					0					11896
Heavy Vehicles	0	279	7	0	286	0	0	0	0	0	8	255	0	1	264	4	1	3	0	8	558
% Heavy Vehicles	0.0	4.7	3.3	0.0	4.7	0.0	0.0	0.0	0.0	0.0	1.2	4.8	0.0	50.0	4.4	4.3	0.8	4.1	0.0	2.7	4.5
Exiting Leg Total	258					16					284					0					558

AM Peak Hour Analysis from 07:00 AM to 10:00 AM begins at:

	Centre Street					Park Street					Centre Street					Park Street					Total
	from North					from East					from South					from West					
	Right	Thru	Left	U-Turn	Total	Right	Thru	Left	U-Turn	Total	Right	Thru	Left	U-Turn	Total	Right	Thru	Left	U-Turn	Total	
8:45 AM	0	122	4	0	126	0	0	0	0	0	15	103	0	0	118	1	1	0	0	2	246
9:00 AM	0	139	4	0	143	0	0	0	0	0	10	97	0	0	107	0	2	2	0	4	254
9:15 AM	0	99	5	0	104	0	0	0	0	0	20	146	0	0	166	1	7	4	0	12	282
9:30 AM	0	106	4	0	110	0	0	0	0	0	18	125	0	0	143	4	1	0	0	5	258
Total Volume	0	466	17	0	483	0	0	0	0	0	63	471	0	0	534	6	11	6	0	23	1040
% Approach Total	0.0	96.5	3.5	0.0		0.0	0.0	0.0	0.0		11.8	88.2	0.0	0.0		26.1	47.8	26.1	0.0		
PHF	0.000	0.838	0.850	0.000	0.844	0.000	0.000	0.000	0.000	0.000	0.788	0.807	0.000	0.000	0.804	0.375	0.393	0.375	0.000	0.479	0.922
Cars	0	430	15	0	445	0	0	0	0	0	62	433	0	0	495	6	11	5	0	22	962
Cars %	0.0	92.3	88.2	0.0	92.1	0.0	0.0	0.0	0.0	0.0	98.4	91.9	0.0	0.0	92.7	100.0	100.0	83.3	0.0	95.7	92.5
Heavy Vehicles	0	36	2	0	38	0	0	0	0	0	1	38	0	0	39	0	0	1	0	1	78
Heavy Vehicles %	0.0	7.7	11.8	0.0	7.9	0.0	0.0	0.0	0.0	0.0	1.6	8.1	0.0	0.0	7.3	0.0	0.0	16.7	0.0	4.3	7.5
Cars Enter Leg	0	430	15	0	445	0	0	0	0	0	62	433	0	0	495	6	11	5	0	22	962
Heavy Enter Leg	0	36	2	0	38	0	0	0	0	0	1	38	0	0	39	0	0	1	0	1	78
Total Entering Leg	0	466	17	0	483	0	0	0	0	0	63	471	0	0	534	6	11	6	0	23	1040
Cars Exiting Leg	438					88					436					0					962
Heavy Exiting Leg	39					3					36					0					78
Total Exiting Leg	477					91					472					0					1040

MidDay Peak Hour Analysis from 10:00 AM to 2:00 PM begins at:

	Centre Street					Park Street					Centre Street					Park Street					Total
	from North					from East					from South					from West					
	Right	Thru	Left	U-Turn	Total	Right	Thru	Left	U-Turn	Total	Right	Thru	Left	U-Turn	Total	Right	Thru	Left	U-Turn	Total	
12:00 PM	0	112	8	0	120	0	0	0	0	0	15	114	0	0	129	1	2	1	0	4	253
12:15 PM	0	124	1	1	126	0	0	0	0	0	14	114	0	0	128	1	2	4	0	7	261
12:30 PM	0	124	7	0	131	0	0	0	0	0	10	123	0	0	133	2	4	1	0	7	271
12:45 PM	0	114	3	0	117	0	0	0	0	0	13	121	0	0	134	2	2	1	0	5	256
Total Volume	0	474	19	1	494	0	0	0	0	0	52	472	0	0	524	6	10	7	0	23	1041
% Approach Total	0.0	96.0	3.8	0.2		0.0	0.0	0.0	0.0		9.9	90.1	0.0	0.0		26.1	43.5	30.4	0.0		
PHF	0.000	0.956	0.594	0.250	0.943	0.000	0.000	0.000	0.000	0.000	0.867	0.959	0.000	0.000	0.978	0.750	0.625	0.438	0.000	0.821	0.960
Cars	0	459	18	1	478	0	0	0	0	0	51	454	0	0	505	4	10	6	0	20	1003
Cars %	0.0	96.8	94.7	100.0	96.8	0.0	0.0	0.0	0.0	0.0	98.1	96.2	0.0	0.0	96.4	66.7	100.0	85.7	0.0	87.0	96.3
Heavy Vehicles	0	15	1	0	16	0	0	0	0	0	1	18	0	0	19	2	0	1	0	3	38
Heavy Vehicles %	0.0	3.2	5.3	0.0	3.2	0.0	0.0	0.0	0.0	0.0	1.9	3.8	0.0	0.0	3.6	33.3	0.0	14.3	0.0	13.0	3.7
Cars Enter Leg	0	459	18	1	478	0	0	0	0	0	51	454	0	0	505	4	10	6	0	20	1003
Heavy Enter Leg	0	15	1	0	16	0	0	0	0	0	1	18	0	0	19	2	0	1	0	3	38
Total Entering Leg	0	474	19	1	494	0	0	0	0	0	52	472	0	0	524	6	10	7	0	23	1041
Cars Exiting Leg	461					79					463					0					1003
Heavy Exiting Leg	19					2					17					0					38
Total Exiting Leg	480					81					480					0					1041

PM Peak Hour Analysis from 2:00 PM to 07:00 PM begins at:

PDI File #: **229078 D**  
 Location: **N: Centre Street S: Centre Street**  
 Location: **E: Park Street W: Park Street**  
 City, State: **West Roxbury, MA**  
 Client: **Toole/T. Dennerlein**  
 Site Code: **6131 Task 2**  
 Count Date: **Thursday, January 12, 2023**  
 Start Time: **7:00 AM**  
 End Time: **7:00 PM**  
 Class:



**Cars and Heavy Vehicles (Combined)**

	Centre Street					Park Street					Centre Street					Park Street					Total
	from North					from East					from South					from West					
	Right	Thru	Left	U-Turn	Total	Right	Thru	Left	U-Turn	Total	Right	Thru	Left	U-Turn	Total	Right	Thru	Left	U-Turn	Total	
4:00 PM	Centre Street from North					Park Street from East					Centre Street from South					Park Street from West					
4:00 PM	0	168	6	1	175	0	0	0	0	0	14	135	0	0	149	4	6	3	0	13	337
4:15 PM	0	169	6	0	175	0	0	0	0	0	12	162	0	0	174	2	4	1	0	7	356
4:30 PM	0	169	4	0	173	0	0	0	0	0	16	130	0	1	147	8	6	0	0	14	334
4:45 PM	0	173	4	0	177	0	0	0	0	0	30	103	0	0	133	4	8	1	0	13	323
Total Volume	0	679	20	1	700	0	0	0	0	0	72	530	0	1	603	18	24	5	0	47	1350
% Approach Total	0.0	97.0	2.9	0.1		0.0	0.0	0.0	0.0		11.9	87.9	0.0	0.2		38.3	51.1	10.6	0.0		
PHF	0.000	0.981	0.833	0.250	0.989	0.000	0.000	0.000	0.000	0.000	0.600	0.818	0.000	0.250	0.866	0.563	0.750	0.417	0.000	0.839	0.948
Cars	0	655	20	1	676	0	0	0	0	0	72	513	0	1	586	18	24	4	0	46	1308
Cars %	0.0	96.5	100.0	100.0	96.6	0.0	0.0	0.0	0.0	0.0	100.0	96.8	0.0	100.0	97.2	100.0	100.0	80.0	0.0	97.9	96.9
Heavy Vehicles	0	24	0	0	24	0	0	0	0	0	0	17	0	0	17	0	0	1	0	1	42
Heavy Vehicles %	0.0	3.5	0.0	0.0	3.4	0.0	0.0	0.0	0.0	0.0	0.0	3.2	0.0	0.0	2.8	0.0	0.0	20.0	0.0	2.1	3.1
Cars Enter Leg	0	655	20	1	676	0	0	0	0	0	72	513	0	1	586	18	24	4	0	46	1308
Heavy Enter Leg	0	24	0	0	24	0	0	0	0	0	0	17	0	0	17	0	0	1	0	1	42
Total Entering Leg	0	679	20	1	700	0	0	0	0	0	72	530	0	1	603	18	24	5	0	47	1350
Cars Exiting Leg					518					116					674					0	1308
Heavy Exiting Leg					18					0					24					0	42
Total Exiting Leg					536					116					698					0	1350

PDI File #: **229078 D**  
 Location: **N: Centre Street S: Centre Street**  
 Location: **E: Park Street W: Park Street**  
 City, State: **West Roxbury, MA**  
 Client: **Toole/T. Dennerlein**  
 Site Code: **6131 Task 2**  
 Count Date: **Thursday, January 12, 2023**  
 Start Time: **7:00 AM**  
 End Time: **7:00 PM**  
 Class:



**Cars**

	Centre Street					Park Street					Centre Street					Park Street					Total
	from North					from East					from South					from West					
	Right	Thru	Left	U-Turn	Total	Right	Thru	Left	U-Turn	Total	Right	Thru	Left	U-Turn	Total	Right	Thru	Left	U-Turn	Total	
7:00 AM	0	46	2	0	48	0	0	0	0	0	8	76	0	0	84	0	3	1	0	4	136
7:15 AM	0	74	1	0	75	0	0	0	0	0	9	100	0	0	109	2	0	2	0	4	188
7:30 AM	0	114	2	0	116	0	0	0	0	0	8	101	0	0	109	0	2	1	0	3	228
7:45 AM	0	114	4	0	118	0	0	0	0	0	12	118	0	0	130	2	1	1	0	4	252
Total	0	348	9	0	357	0	0	0	0	0	37	395	0	0	432	4	6	5	0	15	804
8:00 AM	0	108	2	0	110	0	0	0	0	0	11	105	0	0	116	1	3	1	0	5	231
8:15 AM	0	95	5	0	100	0	0	0	0	0	22	119	0	0	141	2	4	4	0	10	251
8:30 AM	0	86	5	0	91	0	0	0	0	0	4	89	0	0	93	2	1	1	0	4	188
8:45 AM	0	112	3	0	115	0	0	0	0	0	15	99	0	0	114	1	1	0	0	2	231
Total	0	401	15	0	416	0	0	0	0	0	52	412	0	0	464	6	9	6	0	21	901
9:00 AM	0	126	4	0	130	0	0	0	0	0	10	84	0	0	94	0	2	2	0	4	228
9:15 AM	0	93	4	0	97	0	0	0	0	0	20	135	0	0	155	1	7	3	0	11	263
9:30 AM	0	99	4	0	103	0	0	0	0	0	17	115	0	0	132	4	1	0	0	5	240
9:45 AM	0	107	4	0	111	0	0	0	0	0	12	69	0	0	81	1	0	1	0	2	194
Total	0	425	16	0	441	0	0	0	0	0	59	403	0	0	462	6	10	6	0	22	925
10:00 AM	0	89	5	0	94	0	0	0	0	0	15	78	0	0	93	0	3	2	0	5	192
10:15 AM	0	87	3	0	90	0	0	0	0	0	15	76	0	0	91	0	0	2	0	2	183
10:30 AM	0	83	5	0	88	0	0	0	0	0	15	84	0	0	99	4	2	0	0	6	193
10:45 AM	0	102	5	0	107	0	0	0	0	0	15	90	0	0	105	1	2	4	0	7	219
Total	0	361	18	0	379	0	0	0	0	0	60	328	0	0	388	5	7	8	0	20	787
11:00 AM	0	107	1	0	108	0	0	0	0	0	14	91	0	0	105	1	0	2	0	3	216
11:15 AM	0	101	4	0	105	0	0	0	0	0	6	100	0	0	106	3	3	0	0	6	217
11:30 AM	0	118	7	0	125	0	0	0	0	0	10	94	0	0	104	0	0	3	0	3	232
11:45 AM	0	117	2	0	119	0	0	0	0	0	13	102	0	0	115	0	2	1	0	3	237
Total	0	443	14	0	457	0	0	0	0	0	43	387	0	0	430	4	5	6	0	15	902
12:00 PM	0	106	8	0	114	0	0	0	0	0	15	110	0	0	125	1	2	0	0	3	242
12:15 PM	0	122	1	1	124	0	0	0	0	0	13	110	0	0	123	1	2	4	0	7	254
12:30 PM	0	119	6	0	125	0	0	0	0	0	10	117	0	0	127	1	4	1	0	6	258
12:45 PM	0	112	3	0	115	0	0	0	0	0	13	117	0	0	130	1	2	1	0	4	249
Total	0	459	18	1	478	0	0	0	0	0	51	454	0	0	505	4	10	6	0	20	1003
1:00 PM	0	99	2	0	101	2	0	0	0	2	14	102	0	0	116	1	5	3	0	9	228
1:15 PM	0	97	7	0	104	0	0	0	0	0	15	101	0	0	116	3	4	0	0	7	227
1:30 PM	0	85	4	0	89	0	0	0	0	0	14	114	0	0	128	3	1	0	0	4	221
1:45 PM	0	101	5	0	106	1	0	0	0	1	14	100	0	0	114	3	2	1	0	6	227
Total	0	382	18	0	400	3	0	0	0	3	57	417	0	0	474	10	12	4	0	26	903
2:00 PM	0	107	3	0	110	0	0	0	0	0	23	103	0	0	126	3	1	2	0	6	242
2:15 PM	0	113	4	1	118	0	0	0	0	0	18	112	0	0	130	2	1	1	0	4	252
2:30 PM	0	144	5	0	149	0	0	0	0	0	19	104	0	0	123	2	3	1	0	6	278
2:45 PM	0	148	5	0	153	0	0	0	0	0	13	109	0	0	122	2	4	1	0	7	282
Total	0	512	17	1	530	0	0	0	0	0	73	428	0	0	501	9	9	5	0	23	1054
3:00 PM	0	164	7	1	172	0	0	0	0	0	12	91	0	0	103	6	4	0	0	10	285
3:15 PM	0	138	3	0	141	0	0	0	0	0	19	102	0	0	121	1	6	2	0	9	271
3:30 PM	0	123	1	0	124	0	0	0	0	0	25	143	0	0	168	4	13	4	0	21	313
3:45 PM	0	146	8	0	154	0	0	1	0	1	21	110	0	0	131	1	5	3	0	9	295
Total	0	571	19	1	591	0	0	1	0	1	77	446	0	0	523	12	28	9	0	49	1164
4:00 PM	0	160	6	1	167	0	0	0	0	0	14	131	0	0	145	4	6	2	0	12	324
4:15 PM	0	166	6	0	172	0	0	0	0	0	12	156	0	0	168	2	4	1	0	7	347
4:30 PM	0	162	4	0	166	0	0	0	0	0	16	127	0	1	144	8	6	0	0	14	324
4:45 PM	0	167	4	0	171	0	0	0	0	0	30	99	0	0	129	4	8	1	0	13	313
Total	0	655	20	1	676	0	0	0	0	0	72	513	0	1	586	18	24	4	0	46	1308
5:00 PM	0	150	6	0	156	0	0	0	0	0	12	109	0	0	121	2	3	0	0	5	282
5:15 PM	0	166	11	2	179	0	0	0	0	0	15	133	0	0	148	2	2	2	0	6	333
5:30 PM	0	150	1	2	153	0	0	0	0	0	18	122	0	0	140	2	4	2	0	8	301
5:45 PM	0	131	7	1	139	0	0	0	0	0	7	112	0	0	119	1	0	1	0	2	260
Total	0	597	25	5	627	0	0	0	0	0	52	476	0	0	528	7	9	5	0	21	1176
6:00 PM	0	129	5	1	135	0	0	0	0	0	14	117	0	0	131	2	1	0	0	3	269
6:15 PM	0	116	2	1	119	0	0	0	0	0	11	109	0	0	120	1	0	3	0	4	243

PDI File #: **229078 D**  
 Location: **N: Centre Street S: Centre Street**  
 Location: **E: Park Street W: Park Street**  
 City, State: **West Roxbury, MA**  
 Client: **Toole/T. Dennerlein**  
 Site Code: **6131 Task 2**  
 Count Date: **Thursday, January 12, 2023**  
 Start Time: **7:00 AM**  
 End Time: **7:00 PM**  
 Class:



**Cars**

	Centre Street					Park Street					Centre Street					Park Street					Total
	from North					from East					from South					from West					
	Right	Thru	Left	U-Turn	Total	Right	Thru	Left	U-Turn	Total	Right	Thru	Left	U-Turn	Total	Right	Thru	Left	U-Turn	Total	
6:30 PM	0	98	3	2	103	0	0	0	0	0	17	114	0	0	131	0	1	3	0	4	238
6:45 PM	0	109	5	0	114	0	0	0	0	0	7	97	0	0	104	0	1	0	0	1	219
<b>Total</b>	<b>0</b>	<b>452</b>	<b>15</b>	<b>4</b>	<b>471</b>	<b>0</b>	<b>0</b>	<b>0</b>	<b>0</b>	<b>0</b>	<b>49</b>	<b>437</b>	<b>0</b>	<b>0</b>	<b>486</b>	<b>3</b>	<b>3</b>	<b>6</b>	<b>0</b>	<b>12</b>	<b>969</b>
<b>Grand Total</b>	<b>0</b>	<b>5606</b>	<b>204</b>	<b>13</b>	<b>5823</b>	<b>3</b>	<b>0</b>	<b>1</b>	<b>0</b>	<b>4</b>	<b>682</b>	<b>5096</b>	<b>0</b>	<b>1</b>	<b>5779</b>	<b>88</b>	<b>132</b>	<b>70</b>	<b>0</b>	<b>290</b>	<b>11896</b>
Approach %	0.0	96.3	3.5	0.2		75.0	0.0	25.0	0.0		11.8	88.2	0.0	0.0		30.3	45.5	24.1	0.0		
Total %	0.0	47.1	1.7	0.1	48.9	0.0	0.0	0.0	0.0	0.0	5.7	42.8	0.0	0.0	48.6	0.7	1.1	0.6	0.0	2.4	
Exiting Leg Total	5182					1018					5696					0					11896

AM Peak Hour Analysis from 07:00 AM to 10:00 AM begins at:

	Centre Street					Park Street					Centre Street					Park Street					Total
	from North					from East					from South					from West					
	Right	Thru	Left	U-Turn	Total	Right	Thru	Left	U-Turn	Total	Right	Thru	Left	U-Turn	Total	Right	Thru	Left	U-Turn	Total	
7:30 AM	0	114	2	0	116	0	0	0	0	0	8	101	0	0	109	0	2	1	0	3	228
7:45 AM	0	114	4	0	118	0	0	0	0	0	12	118	0	0	130	2	1	1	0	4	252
8:00 AM	0	108	2	0	110	0	0	0	0	0	11	105	0	0	116	1	3	1	0	5	231
8:15 AM	0	95	5	0	100	0	0	0	0	0	22	119	0	0	141	2	4	4	0	10	251
Total Volume	0	431	13	0	444	0	0	0	0	0	53	443	0	0	496	5	10	7	0	22	962
% Approach Total	0.0	97.1	2.9	0.0		0.0	0.0	0.0	0.0		10.7	89.3	0.0	0.0		22.7	45.5	31.8	0.0		
PHF	0.000	0.945	0.650	0.000	0.941	0.000	0.000	0.000	0.000	0.000	0.602	0.931	0.000	0.000	0.879	0.625	0.625	0.438	0.000	0.550	0.954
Entering Leg	0	431	13	0	444	0	0	0	0	0	53	443	0	0	496	5	10	7	0	22	962
Exiting Leg	450					76					436					0					962
Total	894					76					932					22					1924

MidDay Peak Hour Analysis from 10:00 AM to 2:00 PM begins at:

	Centre Street					Park Street					Centre Street					Park Street					Total
	from North					from East					from South					from West					
	Right	Thru	Left	U-Turn	Total	Right	Thru	Left	U-Turn	Total	Right	Thru	Left	U-Turn	Total	Right	Thru	Left	U-Turn	Total	
12:00 PM	0	106	8	0	114	0	0	0	0	0	15	110	0	0	125	1	2	0	0	3	242
12:15 PM	0	122	1	1	124	0	0	0	0	0	13	110	0	0	123	1	2	4	0	7	254
12:30 PM	0	119	6	0	125	0	0	0	0	0	10	117	0	0	127	1	4	1	0	6	258
12:45 PM	0	112	3	0	115	0	0	0	0	0	13	117	0	0	130	1	2	1	0	4	249
Total Volume	0	459	18	1	478	0	0	0	0	0	51	454	0	0	505	4	10	6	0	20	1003
% Approach Total	0.0	96.0	3.8	0.2		0.0	0.0	0.0	0.0		10.1	89.9	0.0	0.0		20.0	50.0	30.0	0.0		
PHF	0.000	0.941	0.563	0.250	0.956	0.000	0.000	0.000	0.000	0.000	0.850	0.970	0.000	0.000	0.971	1.000	0.625	0.375	0.000	0.714	0.972
Entering Leg	0	459	18	1	478	0	0	0	0	0	51	454	0	0	505	4	10	6	0	20	1003
Exiting Leg	461					79					463					0					1003
Total	939					79					968					20					2006

PM Peak Hour Analysis from 2:00 PM to 07:00 PM begins at:

	Centre Street					Park Street					Centre Street					Park Street					Total
	from North					from East					from South					from West					
	Right	Thru	Left	U-Turn	Total	Right	Thru	Left	U-Turn	Total	Right	Thru	Left	U-Turn	Total	Right	Thru	Left	U-Turn	Total	
4:00 PM	0	160	6	1	167	0	0	0	0	0	14	131	0	0	145	4	6	2	0	12	324
4:15 PM	0	166	6	0	172	0	0	0	0	0	12	156	0	0	168	2	4	1	0	7	347
4:30 PM	0	162	4	0	166	0	0	0	0	0	16	127	0	1	144	8	6	0	0	14	324
4:45 PM	0	167	4	0	171	0	0	0	0	0	30	99	0	0	129	4	8	1	0	13	313
Total Volume	0	655	20	1	676	0	0	0	0	0	72	513	0	1	586	18	24	4	0	46	1308
% Approach Total	0.0	96.9	3.0	0.1		0.0	0.0	0.0	0.0		12.3	87.5	0.0	0.2		39.1	52.2	8.7	0.0		
PHF	0.000	0.981	0.833	0.250	0.983	0.000	0.000	0.000	0.000	0.000	0.600	0.822	0.000	0.250	0.872	0.563	0.750	0.500	0.000	0.821	0.942
Entering Leg	0	655	20	1	676	0	0	0	0	0	72	513	0	1	586	18	24	4	0	46	1308
Exiting Leg	518					116					674					0					1308
Total	1194					116					1260					46					2616

PDI File #: **229078 D**  
 Location: **N: Centre Street S: Centre Street**  
 Location: **E: Park Street W: Park Street**  
 City, State: **West Roxbury, MA**  
 Client: **Toole/T. Dennerlein**  
 Site Code: **6131 Task 2**  
 Count Date: **Thursday, January 12, 2023**  
 Start Time: **7:00 AM**  
 End Time: **7:00 PM**  
 Class:



**Heavy Vehicles-Combined (Buses, Single-Unit Trucks, Articulated Trucks)**

	Centre Street					Park Street					Centre Street					Park Street					Total
	from North					from East					from South					from West					
	Right	Thru	Left	U-Turn	Total	Right	Thru	Left	U-Turn	Total	Right	Thru	Left	U-Turn	Total	Right	Thru	Left	U-Turn	Total	
7:00 AM	0	6	0	0	6	0	0	0	0	0	0	10	0	0	10	0	0	0	0	0	16
7:15 AM	0	5	0	0	5	0	0	0	0	0	0	11	0	0	11	0	0	0	0	0	16
7:30 AM	0	4	0	0	4	0	0	0	0	0	1	6	0	0	7	0	0	0	0	0	11
7:45 AM	0	12	0	0	12	0	0	0	0	0	0	7	0	0	7	0	0	0	0	0	19
Total	0	27	0	0	27	0	0	0	0	0	1	34	0	0	35	0	0	0	0	0	62
8:00 AM	0	3	0	0	3	0	0	0	0	0	1	7	0	0	8	1	0	0	0	1	12
8:15 AM	0	6	0	0	6	0	0	0	0	0	0	6	0	0	6	0	0	0	0	0	12
8:30 AM	0	9	0	0	9	0	0	0	0	0	0	6	0	0	6	0	0	0	0	0	15
8:45 AM	0	10	1	0	11	0	0	0	0	0	0	4	0	0	4	0	0	0	0	0	15
Total	0	28	1	0	29	0	0	0	0	0	1	23	0	0	24	1	0	0	0	1	54
9:00 AM	0	13	0	0	13	0	0	0	0	0	0	13	0	0	13	0	0	0	0	0	26
9:15 AM	0	6	1	0	7	0	0	0	0	0	0	11	0	0	11	0	0	1	0	1	19
9:30 AM	0	7	0	0	7	0	0	0	0	0	1	10	0	0	11	0	0	0	0	0	18
9:45 AM	0	8	2	0	10	0	0	0	0	0	0	9	0	0	9	0	0	0	0	0	19
Total	0	34	3	0	37	0	0	0	0	0	1	43	0	0	44	0	0	1	0	1	82
10:00 AM	0	8	0	0	8	0	0	0	0	0	0	4	0	0	4	1	0	0	0	1	13
10:15 AM	0	4	0	0	4	0	0	0	0	0	0	9	0	0	9	0	0	0	0	0	13
10:30 AM	0	9	0	0	9	0	0	0	0	0	0	3	0	0	3	0	0	0	0	0	12
10:45 AM	0	2	0	0	2	0	0	0	0	0	0	6	0	0	6	0	0	0	0	0	8
Total	0	23	0	0	23	0	0	0	0	0	0	22	0	0	22	1	0	0	0	1	46
11:00 AM	0	5	0	0	5	0	0	0	0	0	0	6	0	1	7	0	0	0	0	0	12
11:15 AM	0	5	0	0	5	0	0	0	0	0	0	3	0	0	3	0	1	0	0	1	9
11:30 AM	0	1	0	0	1	0	0	0	0	0	0	3	0	0	3	0	0	0	0	0	4
11:45 AM	0	3	0	0	3	0	0	0	0	0	0	5	0	0	5	0	0	0	0	0	8
Total	0	14	0	0	14	0	0	0	0	0	0	17	0	1	18	0	1	0	0	1	33
12:00 PM	0	6	0	0	6	0	0	0	0	0	0	4	0	0	4	0	0	1	0	1	11
12:15 PM	0	2	0	0	2	0	0	0	0	0	1	4	0	0	5	0	0	0	0	0	7
12:30 PM	0	5	1	0	6	0	0	0	0	0	0	6	0	0	6	1	0	0	0	1	13
12:45 PM	0	2	0	0	2	0	0	0	0	0	0	4	0	0	4	1	0	0	0	1	7
Total	0	15	1	0	16	0	0	0	0	0	1	18	0	0	19	2	0	1	0	3	38
1:00 PM	0	8	0	0	8	0	0	0	0	0	0	3	0	0	3	0	0	0	0	0	11
1:15 PM	0	3	0	0	3	0	0	0	0	0	0	3	0	0	3	0	0	0	0	0	6
1:30 PM	0	7	0	0	7	0	0	0	0	0	0	4	0	0	4	0	0	0	0	0	11
1:45 PM	0	4	0	0	4	0	0	0	0	0	0	5	0	0	5	0	0	0	0	0	9
Total	0	22	0	0	22	0	0	0	0	0	0	15	0	0	15	0	0	0	0	0	37
2:00 PM	0	7	0	0	7	0	0	0	0	0	0	2	0	0	2	0	0	0	0	0	9
2:15 PM	0	6	2	0	8	0	0	0	0	0	0	3	0	0	3	0	0	0	0	0	11
2:30 PM	0	6	0	0	6	0	0	0	0	0	0	5	0	0	5	0	0	0	0	0	11
2:45 PM	0	5	0	0	5	0	0	0	0	0	1	5	0	0	6	0	0	0	0	0	11
Total	0	24	2	0	26	0	0	0	0	0	1	15	0	0	16	0	0	0	0	0	42
3:00 PM	0	8	0	0	8	0	0	0	0	0	0	4	0	0	4	0	0	0	0	0	12
3:15 PM	0	7	0	0	7	0	0	0	0	0	1	3	0	0	4	0	0	0	0	0	11
3:30 PM	0	8	0	0	8	0	0	0	0	0	2	7	0	0	9	0	0	0	0	0	17
3:45 PM	0	6	0	0	6	0	0	0	0	0	0	6	0	0	6	0	0	0	0	0	12
Total	0	29	0	0	29	0	0	0	0	0	3	20	0	0	23	0	0	0	0	0	52
4:00 PM	0	8	0	0	8	0	0	0	0	0	0	4	0	0	4	0	0	1	0	1	13
4:15 PM	0	3	0	0	3	0	0	0	0	0	0	6	0	0	6	0	0	0	0	0	9
4:30 PM	0	7	0	0	7	0	0	0	0	0	0	3	0	0	3	0	0	0	0	0	10
4:45 PM	0	6	0	0	6	0	0	0	0	0	0	4	0	0	4	0	0	0	0	0	10
Total	0	24	0	0	24	0	0	0	0	0	0	17	0	0	17	0	0	1	0	1	42
5:00 PM	0	9	0	0	9	0	0	0	0	0	0	6	0	0	6	0	0	0	0	0	15
5:15 PM	0	6	0	0	6	0	0	0	0	0	0	2	0	0	2	0	0	0	0	0	8
5:30 PM	0	6	0	0	6	0	0	0	0	0	0	4	0	0	4	0	0	0	0	0	10
5:45 PM	0	5	0	0	5	0	0	0	0	0	0	3	0	0	3	0	0	0	0	0	8
Total	0	26	0	0	26	0	0	0	0	0	0	15	0	0	15	0	0	0	0	0	41
6:00 PM	0	2	0	0	2	0	0	0	0	0	0	4	0	0	4	0	0	0	0	0	6
6:15 PM	0	4	0	0	4	0	0	0	0	0	0	6	0	0	6	0	0	0	0	0	10

PDI File #: **229078 D**  
 Location: **N: Centre Street S: Centre Street**  
 Location: **E: Park Street W: Park Street**  
 City, State: **West Roxbury, MA**  
 Client: **Toole/T. Dennerlein**  
 Site Code: **6131 Task 2**  
 Count Date: **Thursday, January 12, 2023**  
 Start Time: **7:00 AM**  
 End Time: **7:00 PM**  
 Class: **Heavy Vehicles-Combined (Buses, Single-Unit Trucks, Articulated Trucks)**



	Centre Street					Park Street					Centre Street					Park Street					Total
	from North					from East					from South					from West					
	Right	Thru	Left	U-Turn	Total	Right	Thru	Left	U-Turn	Total	Right	Thru	Left	U-Turn	Total	Right	Thru	Left	U-Turn	Total	
6:30 PM	0	3	0	0	3	0	0	0	0	0	0	4	0	0	4	0	0	0	0	0	7
6:45 PM	0	4	0	0	4	0	0	0	0	0	0	2	0	0	2	0	0	0	0	0	6
<b>Total</b>	0	13	0	0	13	0	0	0	0	0	0	16	0	0	16	0	0	0	0	0	29
Grand Total	0	279	7	0	286	0	0	0	0	0	8	255	0	1	264	4	1	3	0	8	558
Approach %	0.0	97.6	2.4	0.0		0.0	0.0	0.0	0.0		3.0	96.6	0.0	0.4		50.0	12.5	37.5	0.0		
Total %	0.0	50.0	1.3	0.0	51.3	0.0	0.0	0.0	0.0	0.0	1.4	45.7	0.0	0.2	47.3	0.7	0.2	0.5	0.0	1.4	
Exiting Leg Total	258					16					284					0					558
Buses	0	152	2	0	154	0	0	0	0	0	2	138	0	0	140	1	0	2	0	3	297
% Buses	0.0	54.5	28.6	0.0	53.8	0.0	0.0	0.0	0.0	0.0	25.0	54.1	0.0	0.0	53.0	25.0	0.0	66.7	0.0	37.5	53.2
Exiting Leg Total	140					4					153					0					297
Single-Unit Trucks	0	113	5	0	118	0	0	0	0	0	6	99	0	1	106	3	1	1	0	5	229
% Single-Unit	0.0	40.5	71.4	0.0	41.3	0.0	0.0	0.0	0.0	0.0	75.0	38.8	0.0	100.0	40.2	75.0	100.0	33.3	0.0	62.5	41.0
Exiting Leg Total	100					12					117					0					229
Articulated Trucks	0	14	0	0	14	0	0	0	0	0	0	18	0	0	18	0	0	0	0	0	32
% Articulated	0.0	5.0	0.0	0.0	4.9	0.0	0.0	0.0	0.0	0.0	0.0	7.1	0.0	0.0	6.8	0.0	0.0	0.0	0.0	0.0	5.7
Exiting Leg Total	18					0					14					0					32

AM Peak Hour Analysis from 07:00 AM to 10:00 AM begins at:

	Centre Street					Park Street					Centre Street					Park Street					Total
	from North					from East					from South					from West					
	Right	Thru	Left	U-Turn	Total	Right	Thru	Left	U-Turn	Total	Right	Thru	Left	U-Turn	Total	Right	Thru	Left	U-Turn	Total	
9:00 AM	0	13	0	0	13	0	0	0	0	0	0	13	0	0	13	0	0	0	0	0	26
9:15 AM	0	6	1	0	7	0	0	0	0	0	0	11	0	0	11	0	0	1	0	1	19
9:30 AM	0	7	0	0	7	0	0	0	0	0	1	10	0	0	11	0	0	0	0	0	18
9:45 AM	0	8	2	0	10	0	0	0	0	0	0	9	0	0	9	0	0	0	0	0	19
Total Volume	0	34	3	0	37	0	0	0	0	0	1	43	0	0	44	0	0	1	0	1	82
% Approach Total	0.0	91.9	8.1	0.0		0.0	0.0	0.0	0.0		2.3	97.7	0.0	0.0		0.0	0.0	100.0	0.0		
PHF	0.000	0.654	0.375	0.000	0.712	0.000	0.000	0.000	0.000	0.000	0.250	0.827	0.000	0.000	0.846	0.000	0.000	0.250	0.000	0.250	0.788
Buses	0	22	0	0	22	0	0	0	0	0	0	19	0	0	19	0	0	0	0	0	41
Buses %	0.0	64.7	0.0	0.0	59.5	0.0	0.0	0.0	0.0	0.0	0.0	44.2	0.0	0.0	43.2	0.0	0.0	0.0	0.0	0.0	50.0
Single-Unit Trucks	0	12	3	0	15	0	0	0	0	0	1	20	0	0	21	0	0	1	0	1	37
Single-Unit %	0.0	35.3	100.0	0.0	40.5	0.0	0.0	0.0	0.0	0.0	100.0	46.5	0.0	0.0	47.7	0.0	0.0	100.0	0.0	100.0	45.1
Articulated Trucks	0	0	0	0	0	0	0	0	0	0	0	4	0	0	4	0	0	0	0	0	4
Articulated %	0.0	0.0	0.0	0.0	0.0	0.0	0.0	0.0	0.0	0.0	0.0	9.3	0.0	0.0	9.1	0.0	0.0	0.0	0.0	0.0	4.9
Buses	0	22	0	0	22	0	0	0	0	0	0	19	0	0	19	0	0	0	0	0	41
Single-Unit Trucks	0	12	3	0	15	0	0	0	0	0	1	20	0	0	21	0	0	1	0	1	37
Articulated Trucks	0	0	0	0	0	0	0	0	0	0	0	4	0	0	4	0	0	0	0	0	4
Total Entering Leg	0	34	3	0	37	0	0	0	0	0	1	43	0	0	44	0	0	1	0	1	82
Buses	19					0					22					0					41
Single-Unit Trucks	21					4					12					0					37
Articulated Trucks	4					0					0					0					4
Total Exiting Leg	44					4					34					0					82

MidDay Peak Hour Analysis from 10:00 AM to 2:00 PM begins at:

	Centre Street					Park Street					Centre Street					Park Street					Total
	from North					from East					from South					from West					
	Right	Thru	Left	U-Turn	Total	Right	Thru	Left	U-Turn	Total	Right	Thru	Left	U-Turn	Total	Right	Thru	Left	U-Turn	Total	
10:00 AM	0	8	0	0	8	0	0	0	0	0	0	4	0	0	4	1	0	0	0	1	13
10:15 AM	0	4	0	0	4	0	0	0	0	0	0	9	0	0	9	0	0	0	0	0	13
10:30 AM	0	9	0	0	9	0	0	0	0	0	0	3	0	0	3	0	0	0	0	0	12
10:45 AM	0	2	0	0	2	0	0	0	0	0	0	6	0	0	6	0	0	0	0	0	8
Total Volume	0	23	0	0	23	0	0	0	0	0	0	22	0	0	22	1	0	0	0	1	46
% Approach Total	0.0	100.0	0.0	0.0		0.0	0.0	0.0	0.0		0.0	100.0	0.0	0.0		100.0	0.0	0.0	0.0		
PHF	0.000	0.639	0.000	0.000	0.639	0.000	0.000	0.000	0.000	0.000	0.000	0.611	0.000	0.000	0.611	0.250	0.000	0.000	0.000	0.250	0.885
Buses	0	4	0	0	4	0	0	0	0	0	0	8	0	0	8	0	0	0	0	0	12
Buses %	0.0	17.4	0.0	0.0	17.4	0.0	0.0	0.0	0.0	0.0	0.0	36.4	0.0	0.0	36.4	0.0	0.0	0.0	0.0	0.0	26.1
Single-Unit Trucks	0	17	0	0	17	0	0	0	0	0	0	14	0	0	14	1	0	0	0	1	32
Single-Unit %	0.0	73.9	0.0	0.0	73.9	0.0	0.0	0.0	0.0	0.0	0.0	63.6	0.0	0.0	63.6	100.0	0.0	0.0	0.0	100.0	69.6

PDI File #: **229078 D**  
 Location: **N: Centre Street S: Centre Street**  
 Location: **E: Park Street W: Park Street**  
 City, State: **West Roxbury, MA**  
 Client: **Toole/T. Dennerlein**  
 Site Code: **6131 Task 2**  
 Count Date: **Thursday, January 12, 2023**  
 Start Time: **7:00 AM**  
 End Time: **7:00 PM**  
 Class:



**Heavy Vehicles-Combined (Buses, Single-Unit Trucks, Articulated Trucks)**

	Centre Street					Park Street					Centre Street					Park Street					Total
	from North					from East					from South					from West					
	Right	Thru	Left	U-Turn	Total	Right	Thru	Left	U-Turn	Total	Right	Thru	Left	U-Turn	Total	Right	Thru	Left	U-Turn	Total	
Articulated Trucks	0	2	0	0	2	0	0	0	0	0	0	0	0	0	0	0	0	0	0	0	2
Articulated %	0.0	8.7	0.0	0.0	8.7	0.0	0.0	0.0	0.0	0.0	0.0	0.0	0.0	0.0	0.0	0.0	0.0	0.0	0.0	0.0	4.3
Buses	0	4	0	0	4	0	0	0	0	0	0	8	0	0	8	0	0	0	0	0	12
Single-Unit Trucks	0	17	0	0	17	0	0	0	0	0	0	14	0	0	14	1	0	0	0	1	32
Articulated Trucks	0	2	0	0	2	0	0	0	0	0	0	0	0	0	0	0	0	0	0	0	2
Total Entering Leg	0	23	0	0	23	0	0	0	0	0	0	22	0	0	22	1	0	0	0	1	46
Buses					8					0					4					0	12
Single-Unit Trucks					14					0					18					0	32
Articulated Trucks					0					0					2					0	2
Total Exiting Leg					22					0					24					0	46

PM Peak Hour Analysis from 2:00 PM to 07:00 PM begins at:

3:15 PM	Centre Street					Park Street					Centre Street					Park Street					Total
	from North					from East					from South					from West					
	Right	Thru	Left	U-Turn	Total	Right	Thru	Left	U-Turn	Total	Right	Thru	Left	U-Turn	Total	Right	Thru	Left	U-Turn	Total	
3:15 PM	0	7	0	0	7	0	0	0	0	0	1	3	0	0	4	0	0	0	0	0	11
3:30 PM	0	8	0	0	8	0	0	0	0	0	2	7	0	0	9	0	0	0	0	0	17
3:45 PM	0	6	0	0	6	0	0	0	0	0	0	6	0	0	6	0	0	0	0	0	12
4:00 PM	0	8	0	0	8	0	0	0	0	0	0	4	0	0	4	0	0	1	0	1	13
Total Volume	0	29	0	0	29	0	0	0	0	0	3	20	0	0	23	0	0	1	0	1	53
% Approach Total	0.0	100.0	0.0	0.0	0.0	0.0	0.0	0.0	0.0	0.0	13.0	87.0	0.0	0.0	0.0	0.0	0.0	100.0	0.0	0.0	
PHF	0.000	0.906	0.000	0.000	0.906	0.000	0.000	0.000	0.000	0.000	0.375	0.714	0.000	0.000	0.639	0.000	0.000	0.250	0.000	0.250	0.779
Buses	0	22	0	0	22	0	0	0	0	0	0	16	0	0	16	0	0	1	0	1	39
Buses %	0.0	75.9	0.0	0.0	75.9	0.0	0.0	0.0	0.0	0.0	0.0	80.0	0.0	0.0	69.6	0.0	0.0	100.0	0.0	100.0	73.6
Single-Unit Trucks	0	6	0	0	6	0	0	0	0	0	3	1	0	0	4	0	0	0	0	0	10
Single-Unit %	0.0	20.7	0.0	0.0	20.7	0.0	0.0	0.0	0.0	0.0	100.0	5.0	0.0	0.0	17.4	0.0	0.0	0.0	0.0	0.0	18.9
Articulated Trucks	0	1	0	0	1	0	0	0	0	0	0	3	0	0	3	0	0	0	0	0	4
Articulated %	0.0	3.4	0.0	0.0	3.4	0.0	0.0	0.0	0.0	0.0	0.0	15.0	0.0	0.0	13.0	0.0	0.0	0.0	0.0	0.0	7.5
Buses	0	22	0	0	22	0	0	0	0	0	0	16	0	0	16	0	0	1	0	1	39
Single-Unit Trucks	0	6	0	0	6	0	0	0	0	0	3	1	0	0	4	0	0	0	0	0	10
Articulated Trucks	0	1	0	0	1	0	0	0	0	0	0	3	0	0	3	0	0	0	0	0	4
Total Entering Leg	0	29	0	0	29	0	0	0	0	0	3	20	0	0	23	0	0	1	0	1	53
Buses					17					0					22					0	39
Single-Unit Trucks					1					3					6					0	10
Articulated Trucks					3					0					1					0	4
Total Exiting Leg					21					3					29					0	53



PDI File #: **229078 D**  
 Location: **N: Centre Street S: Centre Street**  
 Location: **E: Park Street W: Park Street**  
 City, State: **West Roxbury, MA**  
 Client: **Toole/T. Dennerlein**  
 Site Code: **6131 Task 2**  
 Count Date: **Thursday, January 12, 2023**  
 Start Time: **7:00 AM**  
 End Time: **7:00 PM**  
 Class:



**Buses**

	Centre Street					Park Street					Centre Street					Park Street					Total
	from North					from East					from South					from West					
	Right	Thru	Left	U-Turn	Total	Right	Thru	Left	U-Turn	Total	Right	Thru	Left	U-Turn	Total	Right	Thru	Left	U-Turn	Total	
7:00 AM	0	5	0	0	5	0	0	0	0	0	0	5	0	0	5	0	0	0	0	0	10
7:15 AM	0	5	0	0	5	0	0	0	0	0	0	4	0	0	4	0	0	0	0	0	9
7:30 AM	0	3	0	0	3	0	0	0	0	0	1	3	0	0	4	0	0	0	0	0	7
7:45 AM	0	4	0	0	4	0	0	0	0	0	0	4	0	0	4	0	0	0	0	0	8
Total	0	17	0	0	17	0	0	0	0	0	1	16	0	0	17	0	0	0	0	0	34
8:00 AM	0	2	0	0	2	0	0	0	0	0	0	2	0	0	2	1	0	0	0	1	5
8:15 AM	0	3	0	0	3	0	0	0	0	0	0	3	0	0	3	0	0	0	0	0	6
8:30 AM	0	4	0	0	4	0	0	0	0	0	0	4	0	0	4	0	0	0	0	0	8
8:45 AM	0	4	0	0	4	0	0	0	0	0	0	3	0	0	3	0	0	0	0	0	7
Total	0	13	0	0	13	0	0	0	0	0	0	12	0	0	12	1	0	0	0	1	26
9:00 AM	0	9	0	0	9	0	0	0	0	0	0	6	0	0	6	0	0	0	0	0	15
9:15 AM	0	3	0	0	3	0	0	0	0	0	0	3	0	0	3	0	0	0	0	0	6
9:30 AM	0	5	0	0	5	0	0	0	0	0	0	7	0	0	7	0	0	0	0	0	12
9:45 AM	0	5	0	0	5	0	0	0	0	0	0	3	0	0	3	0	0	0	0	0	8
Total	0	22	0	0	22	0	0	0	0	0	0	19	0	0	19	0	0	0	0	0	41
10:00 AM	0	0	0	0	0	0	0	0	0	0	0	3	0	0	3	0	0	0	0	0	3
10:15 AM	0	2	0	0	2	0	0	0	0	0	0	1	0	0	1	0	0	0	0	0	3
10:30 AM	0	1	0	0	1	0	0	0	0	0	0	0	0	0	0	0	0	0	0	0	1
10:45 AM	0	1	0	0	1	0	0	0	0	0	0	4	0	0	4	0	0	0	0	0	5
Total	0	4	0	0	4	0	0	0	0	0	0	8	0	0	8	0	0	0	0	0	12
11:00 AM	0	1	0	0	1	0	0	0	0	0	0	1	0	0	1	0	0	0	0	0	2
11:15 AM	0	1	0	0	1	0	0	0	0	0	0	1	0	0	1	0	0	0	0	0	2
11:30 AM	0	1	0	0	1	0	0	0	0	0	0	1	0	0	1	0	0	0	0	0	2
11:45 AM	0	1	0	0	1	0	0	0	0	0	0	1	0	0	1	0	0	0	0	0	2
Total	0	4	0	0	4	0	0	0	0	0	0	4	0	0	4	0	0	0	0	0	8
12:00 PM	0	1	0	0	1	0	0	0	0	0	0	1	0	0	1	0	0	1	0	1	3
12:15 PM	0	2	0	0	2	0	0	0	0	0	0	0	0	0	0	0	0	0	0	0	2
12:30 PM	0	2	0	0	2	0	0	0	0	0	0	2	0	0	2	0	0	0	0	0	4
12:45 PM	0	1	0	0	1	0	0	0	0	0	0	3	0	0	3	0	0	0	0	0	4
Total	0	6	0	0	6	0	0	0	0	0	0	6	0	0	6	0	0	1	0	1	13
1:00 PM	0	3	0	0	3	0	0	0	0	0	0	3	0	0	3	0	0	0	0	0	6
1:15 PM	0	0	0	0	0	0	0	0	0	0	0	0	0	0	0	0	0	0	0	0	0
1:30 PM	0	2	0	0	2	0	0	0	0	0	0	3	0	0	3	0	0	0	0	0	5
1:45 PM	0	2	0	0	2	0	0	0	0	0	0	2	0	0	2	0	0	0	0	0	4
Total	0	7	0	0	7	0	0	0	0	0	0	8	0	0	8	0	0	0	0	0	15
2:00 PM	0	2	0	0	2	0	0	0	0	0	0	1	0	0	1	0	0	0	0	0	3
2:15 PM	0	3	2	0	5	0	0	0	0	0	0	2	0	0	2	0	0	0	0	0	7
2:30 PM	0	2	0	0	2	0	0	0	0	0	0	2	0	0	2	0	0	0	0	0	4
2:45 PM	0	5	0	0	5	0	0	0	0	0	1	3	0	0	4	0	0	0	0	0	9
Total	0	12	2	0	14	0	0	0	0	0	1	8	0	0	9	0	0	0	0	0	23
3:00 PM	0	8	0	0	8	0	0	0	0	0	0	3	0	0	3	0	0	0	0	0	11
3:15 PM	0	5	0	0	5	0	0	0	0	0	0	2	0	0	2	0	0	0	0	0	7
3:30 PM	0	3	0	0	3	0	0	0	0	0	0	7	0	0	7	0	0	0	0	0	10
3:45 PM	0	6	0	0	6	0	0	0	0	0	0	5	0	0	5	0	0	0	0	0	11
Total	0	22	0	0	22	0	0	0	0	0	0	17	0	0	17	0	0	0	0	0	39
4:00 PM	0	8	0	0	8	0	0	0	0	0	0	2	0	0	2	0	0	1	0	1	11
4:15 PM	0	3	0	0	3	0	0	0	0	0	0	6	0	0	6	0	0	0	0	0	9
4:30 PM	0	5	0	0	5	0	0	0	0	0	0	3	0	0	3	0	0	0	0	0	8
4:45 PM	0	3	0	0	3	0	0	0	0	0	0	3	0	0	3	0	0	0	0	0	6
Total	0	19	0	0	19	0	0	0	0	0	0	14	0	0	14	0	0	1	0	1	34
5:00 PM	0	3	0	0	3	0	0	0	0	0	0	4	0	0	4	0	0	0	0	0	7
5:15 PM	0	3	0	0	3	0	0	0	0	0	0	2	0	0	2	0	0	0	0	0	5
5:30 PM	0	5	0	0	5	0	0	0	0	0	0	4	0	0	4	0	0	0	0	0	9
5:45 PM	0	5	0	0	5	0	0	0	0	0	0	3	0	0	3	0	0	0	0	0	8
Total	0	16	0	0	16	0	0	0	0	0	0	13	0	0	13	0	0	0	0	0	29
6:00 PM	0	2	0	0	2	0	0	0	0	0	0	3	0	0	3	0	0	0	0	0	5
6:15 PM	0	3	0	0	3	0	0	0	0	0	0	5	0	0	5	0	0	0	0	0	8



PDI File #: **229078 D**  
 Location: **N: Centre Street S: Centre Street**  
 Location: **E: Park Street W: Park Street**  
 City, State: **West Roxbury, MA**  
 Client: **Toole/T. Dennerlein**  
 Site Code: **6131 Task 2**  
 Count Date: **Thursday, January 12, 2023**  
 Start Time: **7:00 AM**  
 End Time: **7:00 PM**  
 Class:



**Single-Unit Trucks**

	Centre Street					Park Street					Centre Street					Park Street					Total
	from North					from East					from South					from West					
	Right	Thru	Left	U-Turn	Total	Right	Thru	Left	U-Turn	Total	Right	Thru	Left	U-Turn	Total	Right	Thru	Left	U-Turn	Total	
7:00 AM	0	0	0	0	0	0	0	0	0	0	0	4	0	0	4	0	0	0	0	0	4
7:15 AM	0	0	0	0	0	0	0	0	0	0	0	4	0	0	4	0	0	0	0	0	4
7:30 AM	0	1	0	0	1	0	0	0	0	0	0	0	0	0	0	0	0	0	0	0	1
7:45 AM	0	7	0	0	7	0	0	0	0	0	0	3	0	0	3	0	0	0	0	0	10
Total	0	8	0	0	8	0	0	0	0	0	0	11	0	0	11	0	0	0	0	0	19
8:00 AM	0	1	0	0	1	0	0	0	0	0	1	4	0	0	5	0	0	0	0	0	6
8:15 AM	0	3	0	0	3	0	0	0	0	0	0	3	0	0	3	0	0	0	0	0	6
8:30 AM	0	5	0	0	5	0	0	0	0	0	0	1	0	0	1	0	0	0	0	0	6
8:45 AM	0	2	1	0	3	0	0	0	0	0	0	1	0	0	1	0	0	0	0	0	4
Total	0	11	1	0	12	0	0	0	0	0	1	9	0	0	10	0	0	0	0	0	22
9:00 AM	0	4	0	0	4	0	0	0	0	0	0	4	0	0	4	0	0	0	0	0	8
9:15 AM	0	3	1	0	4	0	0	0	0	0	0	7	0	0	7	0	0	1	0	1	12
9:30 AM	0	2	0	0	2	0	0	0	0	0	1	3	0	0	4	0	0	0	0	0	6
9:45 AM	0	3	2	0	5	0	0	0	0	0	0	6	0	0	6	0	0	0	0	0	11
Total	0	12	3	0	15	0	0	0	0	0	1	20	0	0	21	0	0	1	0	1	37
10:00 AM	0	7	0	0	7	0	0	0	0	0	0	1	0	0	1	1	0	0	0	1	9
10:15 AM	0	2	0	0	2	0	0	0	0	0	0	8	0	0	8	0	0	0	0	0	10
10:30 AM	0	7	0	0	7	0	0	0	0	0	0	3	0	0	3	0	0	0	0	0	10
10:45 AM	0	1	0	0	1	0	0	0	0	0	0	2	0	0	2	0	0	0	0	0	3
Total	0	17	0	0	17	0	0	0	0	0	0	14	0	0	14	1	0	0	0	1	32
11:00 AM	0	4	0	0	4	0	0	0	0	0	0	4	0	1	5	0	0	0	0	0	9
11:15 AM	0	4	0	0	4	0	0	0	0	0	0	2	0	0	2	0	1	0	0	1	7
11:30 AM	0	0	0	0	0	0	0	0	0	0	0	2	0	0	2	0	0	0	0	0	2
11:45 AM	0	2	0	0	2	0	0	0	0	0	0	4	0	0	4	0	0	0	0	0	6
Total	0	10	0	0	10	0	0	0	0	0	0	12	0	1	13	0	1	0	0	1	24
12:00 PM	0	5	0	0	5	0	0	0	0	0	0	3	0	0	3	0	0	0	0	0	8
12:15 PM	0	0	0	0	0	0	0	0	0	0	1	4	0	0	5	0	0	0	0	0	5
12:30 PM	0	3	1	0	4	0	0	0	0	0	0	4	0	0	4	1	0	0	0	1	9
12:45 PM	0	1	0	0	1	0	0	0	0	0	0	1	0	0	1	1	0	0	0	1	3
Total	0	9	1	0	10	0	0	0	0	0	1	12	0	0	13	2	0	0	0	2	25
1:00 PM	0	5	0	0	5	0	0	0	0	0	0	0	0	0	0	0	0	0	0	0	5
1:15 PM	0	3	0	0	3	0	0	0	0	0	0	3	0	0	3	0	0	0	0	0	6
1:30 PM	0	4	0	0	4	0	0	0	0	0	0	1	0	0	1	0	0	0	0	0	5
1:45 PM	0	2	0	0	2	0	0	0	0	0	0	2	0	0	2	0	0	0	0	0	4
Total	0	14	0	0	14	0	0	0	0	0	0	6	0	0	6	0	0	0	0	0	20
2:00 PM	0	5	0	0	5	0	0	0	0	0	0	1	0	0	1	0	0	0	0	0	6
2:15 PM	0	3	0	0	3	0	0	0	0	0	0	1	0	0	1	0	0	0	0	0	4
2:30 PM	0	2	0	0	2	0	0	0	0	0	0	3	0	0	3	0	0	0	0	0	5
2:45 PM	0	0	0	0	0	0	0	0	0	0	0	2	0	0	2	0	0	0	0	0	2
Total	0	10	0	0	10	0	0	0	0	0	0	7	0	0	7	0	0	0	0	0	17
3:00 PM	0	0	0	0	0	0	0	0	0	0	0	1	0	0	1	0	0	0	0	0	1
3:15 PM	0	2	0	0	2	0	0	0	0	0	1	0	0	0	1	0	0	0	0	0	3
3:30 PM	0	4	0	0	4	0	0	0	0	0	2	0	0	0	2	0	0	0	0	0	6
3:45 PM	0	0	0	0	0	0	0	0	0	0	0	0	0	0	0	0	0	0	0	0	0
Total	0	6	0	0	6	0	0	0	0	0	3	1	0	0	4	0	0	0	0	0	10
4:00 PM	0	0	0	0	0	0	0	0	0	0	0	1	0	0	1	0	0	0	0	0	1
4:15 PM	0	0	0	0	0	0	0	0	0	0	0	0	0	0	0	0	0	0	0	0	0
4:30 PM	0	1	0	0	1	0	0	0	0	0	0	0	0	0	0	0	0	0	0	0	1
4:45 PM	0	3	0	0	3	0	0	0	0	0	0	1	0	0	1	0	0	0	0	0	4
Total	0	4	0	0	4	0	0	0	0	0	0	2	0	0	2	0	0	0	0	0	6
5:00 PM	0	5	0	0	5	0	0	0	0	0	0	2	0	0	2	0	0	0	0	0	7
5:15 PM	0	3	0	0	3	0	0	0	0	0	0	0	0	0	0	0	0	0	0	0	3
5:30 PM	0	1	0	0	1	0	0	0	0	0	0	0	0	0	0	0	0	0	0	0	1
5:45 PM	0	0	0	0	0	0	0	0	0	0	0	0	0	0	0	0	0	0	0	0	0
Total	0	9	0	0	9	0	0	0	0	0	0	2	0	0	2	0	0	0	0	0	11
6:00 PM	0	0	0	0	0	0	0	0	0	0	0	1	0	0	1	0	0	0	0	0	1
6:15 PM	0	1	0	0	1	0	0	0	0	0	0	1	0	0	1	0	0	0	0	0	2

PDI File #: **229078 D**  
 Location: **N: Centre Street S: Centre Street**  
 Location: **E: Park Street W: Park Street**  
 City, State: **West Roxbury, MA**  
 Client: **Toole/T. Dennerlein**  
 Site Code: **6131 Task 2**  
 Count Date: **Thursday, January 12, 2023**  
 Start Time: **7:00 AM**  
 End Time: **7:00 PM**  
 Class:



**Single-Unit Trucks**

	Centre Street					Park Street					Centre Street					Park Street					Total					
	from North					from East					from South					from West										
	Right	Thru	Left	U-Turn	Total	Right	Thru	Left	U-Turn	Total	Right	Thru	Left	U-Turn	Total	Right	Thru	Left	U-Turn	Total						
6:30 PM	0	1	0	0	1	0	0	0	0	0	0	1	0	0	1	0	0	0	0	0	0	0	0	0	0	2
6:45 PM	0	1	0	0	1	0	0	0	0	0	0	0	0	0	0	0	0	0	0	0	0	0	0	0	0	1
<b>Total</b>	0	3	0	0	3	0	0	0	0	0	0	3	0	0	3	0	0	0	0	0	0	0	0	0	0	6
<b>Grand Total</b>	0	113	5	0	118	0	0	0	0	0	6	99	0	1	106	3	1	1	0	5						229
<b>Approach %</b>	0.0	95.8	4.2	0.0		0.0	0.0	0.0	0.0		5.7	93.4	0.0	0.9		60.0	20.0	20.0	0.0							
<b>Total %</b>	0.0	49.3	2.2	0.0	51.5	0.0	0.0	0.0	0.0	0.0	2.6	43.2	0.0	0.4	46.3	1.3	0.4	0.4	0.0	2.2						
<b>Exiting Leg Total</b>						100					12					117					0	229				

**AM Peak Hour Analysis from 07:00 AM to 10:00 AM begins at:**

	Centre Street					Park Street					Centre Street					Park Street					Total					
	from North					from East					from South					from West										
	Right	Thru	Left	U-Turn	Total	Right	Thru	Left	U-Turn	Total	Right	Thru	Left	U-Turn	Total	Right	Thru	Left	U-Turn	Total						
9:45 AM	0	3	2	0	5	0	0	0	0	0	0	6	0	0	6	0	0	0	0	0	0	0	0	0	0	11
9:45 AM	0	7	0	0	7	0	0	0	0	0	0	1	0	0	1	1	0	0	0	1	0	0	0	0	0	9
10:00 AM	0	2	0	0	2	0	0	0	0	0	0	8	0	0	8	0	0	0	0	0	0	0	0	0	0	10
10:15 AM	0	7	0	0	7	0	0	0	0	0	0	3	0	0	3	0	0	0	0	0	0	0	0	0	0	10
<b>Total Volume</b>	0	19	2	0	21	0	0	0	0	0	0	18	0	0	18	1	0	0	0	1	0	0	0	0	0	40
<b>% Approach Total</b>	0.0	90.5	9.5	0.0		0.0	0.0	0.0	0.0		0.0	100.0	0.0	0.0		100.0	0.0	0.0	0.0							
<b>PHF</b>	0.000	0.679	0.250	0.000	0.750	0.000	0.000	0.000	0.000	0.000	0.000	0.563	0.000	0.000	0.563	0.250	0.000	0.000	0.000	0.250						0.909
<b>Entering Leg</b>	0	19	2	0	21	0	0	0	0	0	0	18	0	0	18	1	0	0	0	1	0	0	0	0	0	40
<b>Exiting Leg</b>						18					2					20					0	40				
<b>Total</b>						39					2					38					1	80				

**MidDay Peak Hour Analysis from 10:00 AM to 2:00 PM begins at:**

	Centre Street					Park Street					Centre Street					Park Street					Total					
	from North					from East					from South					from West										
	Right	Thru	Left	U-Turn	Total	Right	Thru	Left	U-Turn	Total	Right	Thru	Left	U-Turn	Total	Right	Thru	Left	U-Turn	Total						
10:00 AM	0	7	0	0	7	0	0	0	0	0	0	1	0	0	1	1	0	0	0	1	0	0	0	0	0	9
10:15 AM	0	2	0	0	2	0	0	0	0	0	0	8	0	0	8	0	0	0	0	0	0	0	0	0	0	10
10:30 AM	0	7	0	0	7	0	0	0	0	0	0	3	0	0	3	0	0	0	0	0	0	0	0	0	0	10
10:45 AM	0	1	0	0	1	0	0	0	0	0	0	2	0	0	2	0	0	0	0	0	0	0	0	0	0	3
<b>Total Volume</b>	0	17	0	0	17	0	0	0	0	0	0	14	0	0	14	1	0	0	0	1	0	0	0	0	0	32
<b>% Approach Total</b>	0.0	100.0	0.0	0.0		0.0	0.0	0.0	0.0		0.0	100.0	0.0	0.0		100.0	0.0	0.0	0.0							
<b>PHF</b>	0.000	0.607	0.000	0.000	0.607	0.000	0.000	0.000	0.000	0.000	0.000	0.438	0.000	0.000	0.438	0.250	0.000	0.000	0.000	0.250						0.800
<b>Entering Leg</b>	0	17	0	0	17	0	0	0	0	0	0	14	0	0	14	1	0	0	0	1	0	0	0	0	0	32
<b>Exiting Leg</b>						14					0					18					0	32				
<b>Total</b>						31					0					32					1	64				

**PM Peak Hour Analysis from 2:00 PM to 07:00 PM begins at:**

	Centre Street					Park Street					Centre Street					Park Street					Total					
	from North					from East					from South					from West										
	Right	Thru	Left	U-Turn	Total	Right	Thru	Left	U-Turn	Total	Right	Thru	Left	U-Turn	Total	Right	Thru	Left	U-Turn	Total						
2:00 PM	0	5	0	0	5	0	0	0	0	0	0	1	0	0	1	0	0	0	0	0	0	0	0	0	0	6
2:15 PM	0	3	0	0	3	0	0	0	0	0	0	1	0	0	1	0	0	0	0	0	0	0	0	0	0	4
2:30 PM	0	2	0	0	2	0	0	0	0	0	0	3	0	0	3	0	0	0	0	0	0	0	0	0	0	5
2:45 PM	0	0	0	0	0	0	0	0	0	0	0	2	0	0	2	0	0	0	0	0	0	0	0	0	0	2
<b>Total Volume</b>	0	10	0	0	10	0	0	0	0	0	0	7	0	0	7	0	0	0	0	0	0	0	0	0	0	17
<b>% Approach Total</b>	0.0	100.0	0.0	0.0		0.0	0.0	0.0	0.0		0.0	100.0	0.0	0.0		0.0	0.0	0.0	0.0							
<b>PHF</b>	0.000	0.500	0.000	0.000	0.500	0.000	0.000	0.000	0.000	0.000	0.000	0.583	0.000	0.000	0.583	0.000	0.000	0.000	0.000	0.000						0.708
<b>Entering Leg</b>	0	10	0	0	10	0	0	0	0	0	0	7	0	0	7	0	0	0	0	0	0	0	0	0	0	17
<b>Exiting Leg</b>						7					0					10					0	17				
<b>Total</b>						17					0					17					0	34				

PDI File #: **229078 D**  
 Location: **N: Centre Street S: Centre Street**  
 Location: **E: Park Street W: Park Street**  
 City, State: **West Roxbury, MA**  
 Client: **Toole/T. Dennerlein**  
 Site Code: **6131 Task 2**  
 Count Date: **Thursday, January 12, 2023**  
 Start Time: **7:00 AM**  
 End Time: **7:00 PM**  
 Class:



**Articulated Trucks**

	Centre Street					Park Street					Centre Street					Park Street					Total
	from North					from East					from South					from West					
	Right	Thru	Left	U-Turn	Total	Right	Thru	Left	U-Turn	Total	Right	Thru	Left	U-Turn	Total	Right	Thru	Left	U-Turn	Total	
7:00 AM	0	1	0	0	1	0	0	0	0	0	0	1	0	0	1	0	0	0	0	0	2
7:15 AM	0	0	0	0	0	0	0	0	0	0	0	3	0	0	3	0	0	0	0	0	3
7:30 AM	0	0	0	0	0	0	0	0	0	0	0	3	0	0	3	0	0	0	0	0	3
7:45 AM	0	1	0	0	1	0	0	0	0	0	0	0	0	0	0	0	0	0	0	0	1
Total	0	2	0	0	2	0	0	0	0	0	0	7	0	0	7	0	0	0	0	0	9
8:00 AM	0	0	0	0	0	0	0	0	0	0	0	1	0	0	1	0	0	0	0	0	1
8:15 AM	0	0	0	0	0	0	0	0	0	0	0	0	0	0	0	0	0	0	0	0	0
8:30 AM	0	0	0	0	0	0	0	0	0	0	0	1	0	0	1	0	0	0	0	0	1
8:45 AM	0	4	0	0	4	0	0	0	0	0	0	0	0	0	0	0	0	0	0	0	4
Total	0	4	0	0	4	0	0	0	0	0	0	2	0	0	2	0	0	0	0	0	6
9:00 AM	0	0	0	0	0	0	0	0	0	0	0	3	0	0	3	0	0	0	0	0	3
9:15 AM	0	0	0	0	0	0	0	0	0	0	0	1	0	0	1	0	0	0	0	0	1
9:30 AM	0	0	0	0	0	0	0	0	0	0	0	0	0	0	0	0	0	0	0	0	0
9:45 AM	0	0	0	0	0	0	0	0	0	0	0	0	0	0	0	0	0	0	0	0	0
Total	0	0	0	0	0	0	0	0	0	0	0	4	0	0	4	0	0	0	0	0	4
10:00 AM	0	1	0	0	1	0	0	0	0	0	0	0	0	0	0	0	0	0	0	0	1
10:15 AM	0	0	0	0	0	0	0	0	0	0	0	0	0	0	0	0	0	0	0	0	0
10:30 AM	0	1	0	0	1	0	0	0	0	0	0	0	0	0	0	0	0	0	0	0	1
10:45 AM	0	0	0	0	0	0	0	0	0	0	0	0	0	0	0	0	0	0	0	0	0
Total	0	2	0	0	2	0	0	0	0	0	0	0	0	0	0	0	0	0	0	0	2
11:00 AM	0	0	0	0	0	0	0	0	0	0	0	1	0	0	1	0	0	0	0	0	1
11:15 AM	0	0	0	0	0	0	0	0	0	0	0	0	0	0	0	0	0	0	0	0	0
11:30 AM	0	0	0	0	0	0	0	0	0	0	0	0	0	0	0	0	0	0	0	0	0
11:45 AM	0	0	0	0	0	0	0	0	0	0	0	0	0	0	0	0	0	0	0	0	0
Total	0	0	0	0	0	0	0	0	0	0	0	1	0	0	1	0	0	0	0	0	1
12:00 PM	0	0	0	0	0	0	0	0	0	0	0	0	0	0	0	0	0	0	0	0	0
12:15 PM	0	0	0	0	0	0	0	0	0	0	0	0	0	0	0	0	0	0	0	0	0
12:30 PM	0	0	0	0	0	0	0	0	0	0	0	0	0	0	0	0	0	0	0	0	0
12:45 PM	0	0	0	0	0	0	0	0	0	0	0	0	0	0	0	0	0	0	0	0	0
Total	0	0	0	0	0	0	0	0	0	0	0	0	0	0	0	0	0	0	0	0	0
1:00 PM	0	0	0	0	0	0	0	0	0	0	0	0	0	0	0	0	0	0	0	0	0
1:15 PM	0	0	0	0	0	0	0	0	0	0	0	0	0	0	0	0	0	0	0	0	0
1:30 PM	0	1	0	0	1	0	0	0	0	0	0	0	0	0	0	0	0	0	0	0	1
1:45 PM	0	0	0	0	0	0	0	0	0	0	0	1	0	0	1	0	0	0	0	0	1
Total	0	1	0	0	1	0	0	0	0	0	0	1	0	0	1	0	0	0	0	0	2
2:00 PM	0	0	0	0	0	0	0	0	0	0	0	0	0	0	0	0	0	0	0	0	0
2:15 PM	0	0	0	0	0	0	0	0	0	0	0	0	0	0	0	0	0	0	0	0	0
2:30 PM	0	2	0	0	2	0	0	0	0	0	0	0	0	0	0	0	0	0	0	0	2
2:45 PM	0	0	0	0	0	0	0	0	0	0	0	0	0	0	0	0	0	0	0	0	0
Total	0	2	0	0	2	0	0	0	0	0	0	0	0	0	0	0	0	0	0	0	2
3:00 PM	0	0	0	0	0	0	0	0	0	0	0	0	0	0	0	0	0	0	0	0	0
3:15 PM	0	0	0	0	0	0	0	0	0	0	0	1	0	0	1	0	0	0	0	0	1
3:30 PM	0	1	0	0	1	0	0	0	0	0	0	0	0	0	0	0	0	0	0	0	1
3:45 PM	0	0	0	0	0	0	0	0	0	0	0	1	0	0	1	0	0	0	0	0	1
Total	0	1	0	0	1	0	0	0	0	0	0	2	0	0	2	0	0	0	0	0	3
4:00 PM	0	0	0	0	0	0	0	0	0	0	0	1	0	0	1	0	0	0	0	0	1
4:15 PM	0	0	0	0	0	0	0	0	0	0	0	0	0	0	0	0	0	0	0	0	0
4:30 PM	0	1	0	0	1	0	0	0	0	0	0	0	0	0	0	0	0	0	0	0	1
4:45 PM	0	0	0	0	0	0	0	0	0	0	0	0	0	0	0	0	0	0	0	0	0
Total	0	1	0	0	1	0	0	0	0	0	0	1	0	0	1	0	0	0	0	0	2
5:00 PM	0	1	0	0	1	0	0	0	0	0	0	0	0	0	0	0	0	0	0	0	1
5:15 PM	0	0	0	0	0	0	0	0	0	0	0	0	0	0	0	0	0	0	0	0	0
5:30 PM	0	0	0	0	0	0	0	0	0	0	0	0	0	0	0	0	0	0	0	0	0
5:45 PM	0	0	0	0	0	0	0	0	0	0	0	0	0	0	0	0	0	0	0	0	0
Total	0	1	0	0	1	0	0	0	0	0	0	0	0	0	0	0	0	0	0	0	1
6:00 PM	0	0	0	0	0	0	0	0	0	0	0	0	0	0	0	0	0	0	0	0	0
6:15 PM	0	0	0	0	0	0	0	0	0	0	0	0	0	0	0	0	0	0	0	0	0

PDI File #: **229078 D**  
 Location: **N: Centre Street S: Centre Street**  
 Location: **E: Park Street W: Park Street**  
 City, State: **West Roxbury, MA**  
 Client: **Toole/T. Dennerlein**  
 Site Code: **6131 Task 2**  
 Count Date: **Thursday, January 12, 2023**  
 Start Time: **7:00 AM**  
 End Time: **7:00 PM**  
 Class:



**Articulated Trucks**

	Centre Street					Park Street					Centre Street					Park Street					Total
	from North					from East					from South					from West					
	Right	Thru	Left	U-Turn	Total	Right	Thru	Left	U-Turn	Total	Right	Thru	Left	U-Turn	Total	Right	Thru	Left	U-Turn	Total	
6:30 PM	0	0	0	0	0	0	0	0	0	0	0	0	0	0	0	0	0	0	0	0	0
6:45 PM	0	0	0	0	0	0	0	0	0	0	0	0	0	0	0	0	0	0	0	0	0
<b>Total</b>	0	0	0	0	0	0	0	0	0	0	0	0	0	0	0	0	0	0	0	0	0
<b>Grand Total</b>	0	14	0	0	14	0	0	0	0	0	0	18	0	0	18	0	0	0	0	0	32
Approach %	0.0	100.0	0.0	0.0		0.0	0.0	0.0	0.0		0.0	100.0	0.0	0.0		0.0	0.0	0.0	0.0		
Total %	0.0	43.8	0.0	0.0	43.8	0.0	0.0	0.0	0.0	0.0	0.0	56.3	0.0	0.0	56.3	0.0	0.0	0.0	0.0	0.0	
Exiting Leg Total	18					0					14					0					32

**AM Peak Hour Analysis from 07:00 AM to 10:00 AM begins at:**

	Centre Street					Park Street					Centre Street					Park Street					Total
	from North					from East					from South					from West					
	Right	Thru	Left	U-Turn	Total	Right	Thru	Left	U-Turn	Total	Right	Thru	Left	U-Turn	Total	Right	Thru	Left	U-Turn	Total	
7:00 AM	0	1	0	0	1	0	0	0	0	0	0	1	0	0	1	0	0	0	0	0	0
7:15 AM	0	0	0	0	0	0	0	0	0	0	0	3	0	0	3	0	0	0	0	0	3
7:30 AM	0	0	0	0	0	0	0	0	0	0	0	3	0	0	3	0	0	0	0	0	3
7:45 AM	0	1	0	0	1	0	0	0	0	0	0	0	0	0	0	0	0	0	0	0	1
Total Volume	0	2	0	0	2	0	0	0	0	0	0	7	0	0	7	0	0	0	0	0	9
% Approach Total	0.0	100.0	0.0	0.0		0.0	0.0	0.0	0.0		0.0	100.0	0.0	0.0		0.0	0.0	0.0	0.0		
PHF	0.000	0.500	0.000	0.000	0.500	0.000	0.000	0.000	0.000	0.000	0.000	0.583	0.000	0.000	0.583	0.000	0.000	0.000	0.000	0.000	0.750
Entering Leg	0	2	0	0	2	0	0	0	0	0	0	7	0	0	7	0	0	0	0	0	9
Exiting Leg	7					0					2					0					9
Total	9					0					9					0					18

**MidDay Peak Hour Analysis from 10:00 AM to 2:00 PM begins at:**

	Centre Street					Park Street					Centre Street					Park Street					Total
	from North					from East					from South					from West					
	Right	Thru	Left	U-Turn	Total	Right	Thru	Left	U-Turn	Total	Right	Thru	Left	U-Turn	Total	Right	Thru	Left	U-Turn	Total	
1:45 PM	0	0	0	0	0	0	0	0	0	0	0	1	0	0	1	0	0	0	0	0	0
2:00 PM	0	0	0	0	0	0	0	0	0	0	0	0	0	0	0	0	0	0	0	0	0
2:15 PM	0	0	0	0	0	0	0	0	0	0	0	0	0	0	0	0	0	0	0	0	0
2:30 PM	0	2	0	0	2	0	0	0	0	0	0	0	0	0	0	0	0	0	0	0	2
Total Volume	0	2	0	0	2	0	0	0	0	0	0	1	0	0	1	0	0	0	0	0	3
% Approach Total	0.0	100.0	0.0	0.0		0.0	0.0	0.0	0.0		0.0	100.0	0.0	0.0		0.0	0.0	0.0	0.0		
PHF	0.000	0.250	0.000	0.000	0.250	0.000	0.000	0.000	0.000	0.000	0.000	0.250	0.000	0.000	0.250	0.000	0.000	0.000	0.000	0.000	0.375
Entering Leg	0	2	0	0	2	0	0	0	0	0	0	1	0	0	1	0	0	0	0	0	3
Exiting Leg	1					0					2					0					3
Total	3					0					3					0					6

**PM Peak Hour Analysis from 2:00 PM to 07:00 PM begins at:**

	Centre Street					Park Street					Centre Street					Park Street					Total
	from North					from East					from South					from West					
	Right	Thru	Left	U-Turn	Total	Right	Thru	Left	U-Turn	Total	Right	Thru	Left	U-Turn	Total	Right	Thru	Left	U-Turn	Total	
3:15 PM	0	0	0	0	0	0	0	0	0	0	0	1	0	0	1	0	0	0	0	0	1
3:30 PM	0	1	0	0	1	0	0	0	0	0	0	0	0	0	0	0	0	0	0	0	1
3:45 PM	0	0	0	0	0	0	0	0	0	0	0	1	0	0	1	0	0	0	0	0	1
4:00 PM	0	0	0	0	0	0	0	0	0	0	0	1	0	0	1	0	0	0	0	0	1
Total Volume	0	1	0	0	1	0	0	0	0	0	0	3	0	0	3	0	0	0	0	0	4
% Approach Total	0.0	100.0	0.0	0.0		0.0	0.0	0.0	0.0		0.0	100.0	0.0	0.0		0.0	0.0	0.0	0.0		
PHF	0.000	0.250	0.000	0.000	0.250	0.000	0.000	0.000	0.000	0.000	0.000	0.750	0.000	0.000	0.750	0.000	0.000	0.000	0.000	0.000	1.000
Entering Leg	0	1	0	0	1	0	0	0	0	0	0	3	0	0	3	0	0	0	0	0	4
Exiting Leg	3					0					1					0					4
Total	4					0					4					0					8















PDI File #: **229078 E**  
 Location: **N: Centre Street S: Centre Street**  
 Location: **E: Bellevue Street W: Bird Place**  
 City, State: **West Roxbury, MA**  
 Client: **Toole/T. Dennerlein**  
 Site Code: **6131 Task 2**  
 Count Date: **Thursday, January 12, 2023**  
 Start Time: **7:00 AM**  
 End Time: **7:00 PM**  
 Class:



**Cars and Heavy Vehicles (Combined)**

	Centre Street					Bellevue Street					Centre Street					Bird Place					Total
	from North					from East					from South					from West					
	Right	Thru	Left	U-Turn	Total	Right	Thru	Left	U-Turn	Total	Right	Thru	Left	U-Turn	Total	Right	Thru	Left	U-Turn	Total	
4:00 PM	Centre Street from North					Bellevue Street from East					Centre Street from South					Bird Place from West					
4:00 PM	0	168	9	0	177	6	0	3	0	9	6	160	0	0	166	0	0	0	0	0	352
4:15 PM	1	173	8	0	182	6	0	9	0	15	5	167	0	0	172	0	0	0	0	0	369
4:30 PM	1	168	13	0	182	10	0	15	0	25	12	121	1	0	134	0	0	0	0	0	341
4:45 PM	0	185	6	0	191	5	0	13	0	18	7	130	0	0	137	0	0	1	0	1	347
Total Volume	2	694	36	0	732	27	0	40	0	67	30	578	1	0	609	0	0	1	0	1	1409
% Approach Total	0.3	94.8	4.9	0.0		40.3	0.0	59.7	0.0		4.9	94.9	0.2	0.0		0.0	0.0	100.0	0.0		
PHF	0.500	0.938	0.692	0.000	0.958	0.675	0.000	0.667	0.000	0.670	0.625	0.865	0.250	0.000	0.885	0.000	0.000	0.250	0.000	0.250	0.955
Cars	2	666	36	0	704	27	0	40	0	67	29	561	1	0	591	0	0	1	0	1	1363
Cars %	100.0	96.0	100.0	0.0	96.2	100.0	0.0	100.0	0.0	100.0	96.7	97.1	100.0	0.0	97.0	0.0	0.0	100.0	0.0	100.0	96.7
Heavy Vehicles	0	28	0	0	28	0	0	0	0	0	1	17	0	0	18	0	0	0	0	0	46
Heavy Vehicles %	0.0	4.0	0.0	0.0	3.8	0.0	0.0	0.0	0.0	0.0	3.3	2.9	0.0	0.0	3.0	0.0	0.0	0.0	0.0	0.0	3.3
Cars Enter Leg	2	666	36	0	704	27	0	40	0	67	29	561	1	0	591	0	0	1	0	1	1363
Heavy Enter Leg	0	28	0	0	28	0	0	0	0	0	1	17	0	0	18	0	0	0	0	0	46
Total Entering Leg	2	694	36	0	732	27	0	40	0	67	30	578	1	0	609	0	0	1	0	1	1409
Cars Exiting Leg					589					65					706					3	1363
Heavy Exiting Leg					17					1					28					0	46
Total Exiting Leg					606					66					734					3	1409



PDI File #: **229078 E**  
 Location: **N: Centre Street S: Centre Street**  
 Location: **E: Bellevue Street W: Bird Place**  
 City, State: **West Roxbury, MA**  
 Client: **Toole/T. Dennerlein**  
 Site Code: **6131 Task 2**  
 Count Date: **Thursday, January 12, 2023**  
 Start Time: **7:00 AM**  
 End Time: **7:00 PM**  
 Class:



**Cars**

	Centre Street					Bellevue Street					Centre Street					Bird Place					Total
	from North					from East					from South					from West					
	Right	Thru	Left	U-Turn	Total	Right	Thru	Left	U-Turn	Total	Right	Thru	Left	U-Turn	Total	Right	Thru	Left	U-Turn	Total	
6:30 PM	0	88	7	1	96	5	0	5	0	10	2	108	0	0	110	0	0	0	0	0	216
6:45 PM	1	92	4	0	97	11	0	5	0	16	6	87	0	0	93	0	0	0	0	0	206
<b>Total</b>	<b>1</b>	<b>419</b>	<b>19</b>	<b>1</b>	<b>440</b>	<b>28</b>	<b>0</b>	<b>29</b>	<b>0</b>	<b>57</b>	<b>26</b>	<b>445</b>	<b>0</b>	<b>0</b>	<b>471</b>	<b>0</b>	<b>0</b>	<b>2</b>	<b>0</b>	<b>2</b>	<b>970</b>
<b>Grand Total</b>	<b>12</b>	<b>5595</b>	<b>215</b>	<b>4</b>	<b>5826</b>	<b>276</b>	<b>0</b>	<b>387</b>	<b>0</b>	<b>663</b>	<b>207</b>	<b>5514</b>	<b>3</b>	<b>4</b>	<b>5728</b>	<b>6</b>	<b>0</b>	<b>8</b>	<b>0</b>	<b>14</b>	<b>12231</b>
Approach %	0.2	96.0	3.7	0.1		41.6	0.0	58.4	0.0		3.6	96.3	0.1	0.1		42.9	0.0	57.1	0.0		
Total %	0.1	45.7	1.8	0.0	47.6	2.3	0.0	3.2	0.0	5.4	1.7	45.1	0.0	0.0	46.8	0.0	0.0	0.1	0.0	0.1	
Exiting Leg Total	5802					422					5992					15					12231

**AM Peak Hour Analysis from 07:00 AM to 10:00 AM begins at:**

	Centre Street					Bellevue Street					Centre Street					Bird Place					Total
	from North					from East					from South					from West					
	Right	Thru	Left	U-Turn	Total	Right	Thru	Left	U-Turn	Total	Right	Thru	Left	U-Turn	Total	Right	Thru	Left	U-Turn	Total	
7:30 AM	0	114	3	0	117	12	0	15	0	27	2	81	0	0	83	0	0	0	0	0	227
7:45 AM	0	127	8	0	135	2	0	10	0	12	3	124	0	0	127	0	0	0	0	0	274
8:00 AM	0	102	4	0	106	1	0	5	0	6	3	128	0	0	131	0	0	1	0	1	244
8:15 AM	0	103	4	0	107	3	0	10	0	13	4	148	0	0	152	1	0	0	0	1	273
Total Volume	0	446	19	0	465	18	0	40	0	58	12	481	0	0	493	1	0	1	0	2	1018
% Approach Total	0.0	95.9	4.1	0.0		31.0	0.0	69.0	0.0		2.4	97.6	0.0	0.0		50.0	0.0	50.0	0.0		
PHF	0.000	0.878	0.594	0.000	0.861	0.375	0.000	0.667	0.000	0.537	0.750	0.813	0.000	0.000	0.811	0.250	0.000	0.250	0.000	0.500	0.929
Entering Leg	0	446	19	0	465	18	0	40	0	58	12	481	0	0	493	1	0	1	0	2	1018
Exiting Leg	500					31					487					0					1018
<b>Total</b>	<b>965</b>					<b>89</b>					<b>980</b>					<b>2</b>					<b>2036</b>

**MidDay Peak Hour Analysis from 10:00 AM to 2:00 PM begins at:**

	Centre Street					Bellevue Street					Centre Street					Bird Place					Total
	from North					from East					from South					from West					
	Right	Thru	Left	U-Turn	Total	Right	Thru	Left	U-Turn	Total	Right	Thru	Left	U-Turn	Total	Right	Thru	Left	U-Turn	Total	
1:45 PM	0	103	2	0	105	8	0	6	0	14	4	113	0	0	117	0	0	0	0	0	236
2:00 PM	0	123	7	0	130	3	0	6	0	9	4	132	0	0	136	0	0	0	0	0	275
2:15 PM	0	106	6	0	112	7	0	5	0	12	3	103	0	0	106	0	0	0	0	0	230
2:30 PM	0	144	3	1	148	2	0	9	0	11	2	124	1	1	128	1	0	0	0	1	288
Total Volume	0	476	18	1	495	20	0	26	0	46	13	472	1	1	487	1	0	0	0	1	1029
% Approach Total	0.0	96.2	3.6	0.2		43.5	0.0	56.5	0.0		2.7	96.9	0.2	0.2		100.0	0.0	0.0	0.0		
PHF	0.000	0.826	0.643	0.250	0.836	0.625	0.000	0.722	0.000	0.821	0.813	0.894	0.250	0.250	0.895	0.250	0.000	0.000	0.000	0.250	0.893
Entering Leg	0	476	18	1	495	20	0	26	0	46	13	472	1	1	487	1	0	0	0	1	1029
Exiting Leg	493					31					504					1					1029
<b>Total</b>	<b>988</b>					<b>77</b>					<b>991</b>					<b>2</b>					<b>2058</b>

**PM Peak Hour Analysis from 2:00 PM to 07:00 PM begins at:**

	Centre Street					Bellevue Street					Centre Street					Bird Place					Total
	from North					from East					from South					from West					
	Right	Thru	Left	U-Turn	Total	Right	Thru	Left	U-Turn	Total	Right	Thru	Left	U-Turn	Total	Right	Thru	Left	U-Turn	Total	
4:00 PM	0	161	9	0	170	6	0	3	0	9	6	157	0	0	163	0	0	0	0	0	342
4:15 PM	1	169	8	0	178	6	0	9	0	15	5	161	0	0	166	0	0	0	0	0	359
4:30 PM	1	160	13	0	174	10	0	15	0	25	11	118	1	0	130	0	0	0	0	0	329
4:45 PM	0	176	6	0	182	5	0	13	0	18	7	125	0	0	132	0	0	1	0	1	333
Total Volume	2	666	36	0	704	27	0	40	0	67	29	561	1	0	591	0	0	1	0	1	1363
% Approach Total	0.3	94.6	5.1	0.0		40.3	0.0	59.7	0.0		4.9	94.9	0.2	0.0		0.0	0.0	100.0	0.0		
PHF	0.500	0.946	0.692	0.000	0.967	0.675	0.000	0.667	0.000	0.670	0.659	0.871	0.250	0.000	0.890	0.000	0.000	0.250	0.000	0.250	0.949
Entering Leg	2	666	36	0	704	27	0	40	0	67	29	561	1	0	591	0	0	1	0	1	1363
Exiting Leg	589					65					706					3					1363
<b>Total</b>	<b>1293</b>					<b>132</b>					<b>1297</b>					<b>4</b>					<b>2726</b>







PDI File #: **229078 E**  
 Location: **N: Centre Street S: Centre Street**  
 Location: **E: Bellevue Street W: Bird Place**  
 City, State: **West Roxbury, MA**  
 Client: **Toole/T. Dennerlein**  
 Site Code: **6131 Task 2**  
 Count Date: **Thursday, January 12, 2023**  
 Start Time: **7:00 AM**  
 End Time: **7:00 PM**  
 Class:



**Heavy Vehicles-Combined (Buses, Single-Unit Trucks, Articulated Trucks)**

	Centre Street					Bellevue Street					Centre Street					Bird Place					Total
	from North					from East					from South					from West					
	Right	Thru	Left	U-Turn	Total	Right	Thru	Left	U-Turn	Total	Right	Thru	Left	U-Turn	Total	Right	Thru	Left	U-Turn	Total	
Articulated Trucks	0	2	0	0	2	0	0	0	0	0	0	0	0	0	0	0	0	0	0	0	2
Articulated %	0.0	9.1	0.0	0.0	9.1	0.0	0.0	0.0	0.0	0.0	0.0	0.0	0.0	0.0	0.0	0.0	0.0	0.0	0.0	0.0	4.5
Buses	0	3	0	0	3	0	0	0	0	0	0	8	0	0	8	0	0	0	0	0	11
Single-Unit Trucks	0	17	0	0	17	0	0	1	0	1	1	12	0	0	13	0	0	0	0	0	31
Articulated Trucks	0	2	0	0	2	0	0	0	0	0	0	0	0	0	0	0	0	0	0	0	2
Total Entering Leg	0	22	0	0	22	0	0	1	0	1	1	20	0	0	21	0	0	0	0	0	44
Buses					8					0					3					0	11
Single-Unit Trucks					12					1					18					0	31
Articulated Trucks					0					0					2					0	2
Total Exiting Leg					20					1					23					0	44

PM Peak Hour Analysis from 2:00 PM to 07:00 PM begins at:

2:45 PM	Centre Street					Bellevue Street					Centre Street					Bird Place					Total
	from North					from East					from South					from West					
	Right	Thru	Left	U-Turn	Total	Right	Thru	Left	U-Turn	Total	Right	Thru	Left	U-Turn	Total	Right	Thru	Left	U-Turn	Total	
2:45 PM	0	6	0	0	6	0	0	0	0	0	1	6	0	0	7	0	0	0	0	0	13
3:00 PM	0	8	0	0	8	0	0	0	0	0	0	4	0	0	4	0	0	0	0	0	12
3:15 PM	0	6	0	0	6	1	0	2	0	3	0	4	0	0	4	0	0	0	0	0	13
3:30 PM	0	8	1	0	9	1	0	0	0	1	0	8	0	0	8	0	0	0	0	0	18
Total Volume	0	28	1	0	29	2	0	2	0	4	1	22	0	0	23	0	0	0	0	0	56
% Approach Total	0.0	96.6	3.4	0.0	0.06	50.0	0.0	50.0	0.0	0.333	4.3	95.7	0.0	0.0	0.178	0.0	0.0	0.0	0.0	0.0	0.778
PHF	0.000	0.875	0.250	0.000	0.806	0.500	0.000	0.250	0.000	0.333	0.250	0.688	0.000	0.000	0.719	0.000	0.000	0.000	0.000	0.000	0.778
Buses	0	20	1	0	21	0	0	0	0	0	0	16	0	0	16	0	0	0	0	0	37
Buses %	0.0	71.4	100.0	0.0	72.4	0.0	0.0	0.0	0.0	0.0	0.0	72.7	0.0	0.0	69.6	0.0	0.0	0.0	0.0	0.0	66.1
Single-Unit Trucks	0	7	0	0	7	2	0	2	0	4	1	5	0	0	6	0	0	0	0	0	17
Single-Unit %	0.0	25.0	0.0	0.0	24.1	100.0	0.0	100.0	0.0	100.0	100.0	22.7	0.0	0.0	26.1	0.0	0.0	0.0	0.0	0.0	30.4
Articulated Trucks	0	1	0	0	1	0	0	0	0	0	0	1	0	0	1	0	0	0	0	0	2
Articulated %	0.0	3.6	0.0	0.0	3.4	0.0	0.0	0.0	0.0	0.0	0.0	4.5	0.0	0.0	4.3	0.0	0.0	0.0	0.0	0.0	3.6
Buses	0	20	1	0	21	0	0	0	0	0	0	16	0	0	16	0	0	0	0	0	37
Single-Unit Trucks	0	7	0	0	7	2	0	2	0	4	1	5	0	0	6	0	0	0	0	0	17
Articulated Trucks	0	1	0	0	1	0	0	0	0	0	0	1	0	0	1	0	0	0	0	0	2
Total Entering Leg	0	28	1	0	29	2	0	2	0	4	1	22	0	0	23	0	0	0	0	0	56
Buses					16					1					20					0	37
Single-Unit Trucks					7					1					9					0	17
Articulated Trucks					1					0					1					0	2
Total Exiting Leg					24					2					30					0	56



PDI File #: **229078 E**  
 Location: **N: Centre Street S: Centre Street**  
 Location: **E: Bellevue Street W: Bird Place**  
 City, State: **West Roxbury, MA**  
 Client: **Toole/T. Dennerlein**  
 Site Code: **6131 Task 2**  
 Count Date: **Thursday, January 12, 2023**  
 Start Time: **7:00 AM**  
 End Time: **7:00 PM**  
 Class:



**Buses**

	Centre Street					Bellevue Street					Centre Street					Bird Place					Total
	from North					from East					from South					from West					
	Right	Thru	Left	U-Turn	Total	Right	Thru	Left	U-Turn	Total	Right	Thru	Left	U-Turn	Total	Right	Thru	Left	U-Turn	Total	
6:30 PM	0	2	0	0	2	0	0	0	0	0	0	3	0	0	3	0	0	0	0	0	5
6:45 PM	0	3	0	0	3	0	0	0	0	0	0	2	0	0	2	0	0	0	0	0	5
<b>Total</b>	<b>0</b>	<b>10</b>	<b>0</b>	<b>0</b>	<b>10</b>	<b>0</b>	<b>0</b>	<b>0</b>	<b>0</b>	<b>0</b>	<b>0</b>	<b>13</b>	<b>0</b>	<b>0</b>	<b>13</b>	<b>0</b>	<b>0</b>	<b>0</b>	<b>0</b>	<b>0</b>	<b>23</b>
Grand Total	0	152	2	0	154	0	0	1	0	1	3	140	0	0	143	0	0	0	0	0	298
Approach %	0.0	98.7	1.3	0.0		0.0	0.0	100.0	0.0		2.1	97.9	0.0	0.0		0.0	0.0	0.0	0.0		
Total %	0.0	51.0	0.7	0.0	51.7	0.0	0.0	0.3	0.0	0.3	1.0	47.0	0.0	0.0	48.0	0.0	0.0	0.0	0.0	0.0	
Exiting Leg Total	140					5					153					0					298

**AM Peak Hour Analysis from 07:00 AM to 10:00 AM begins at:**

	Centre Street					Bellevue Street					Centre Street					Bird Place					Total
	from North					from East					from South					from West					
	Right	Thru	Left	U-Turn	Total	Right	Thru	Left	U-Turn	Total	Right	Thru	Left	U-Turn	Total	Right	Thru	Left	U-Turn	Total	
8:45 AM	0	4	0	0	4	0	0	1	0	1	0	3	0	0	3	0	0	0	0	0	8
9:00 AM	0	7	0	0	7	0	0	0	0	0	0	5	0	0	5	0	0	0	0	0	12
9:15 AM	0	4	0	0	4	0	0	0	0	0	0	3	0	0	3	0	0	0	0	0	7
9:30 AM	0	5	0	0	5	0	0	0	0	0	0	7	0	0	7	0	0	0	0	0	12
Total Volume	0	20	0	0	20	0	0	1	0	1	0	18	0	0	18	0	0	0	0	0	39
% Approach Total	0.0	100.0	0.0	0.0		0.0	0.0	100.0	0.0		0.0	100.0	0.0	0.0		0.0	0.0	0.0	0.0		
PHF	0.000	0.714	0.000	0.000	0.714	0.000	0.000	0.250	0.000	0.250	0.000	0.643	0.000	0.000	0.643	0.000	0.000	0.000	0.000	0.000	0.813
Entering Leg	0	20	0	0	20	0	0	1	0	1	0	18	0	0	18	0	0	0	0	0	39
Exiting Leg	18					0					21					0					39
Total	38					1					39					0					78

**MidDay Peak Hour Analysis from 10:00 AM to 2:00 PM begins at:**

	Centre Street					Bellevue Street					Centre Street					Bird Place					Total
	from North					from East					from South					from West					
	Right	Thru	Left	U-Turn	Total	Right	Thru	Left	U-Turn	Total	Right	Thru	Left	U-Turn	Total	Right	Thru	Left	U-Turn	Total	
1:30 PM	0	2	0	0	2	0	0	0	0	0	0	3	0	0	3	0	0	0	0	0	5
1:45 PM	0	2	0	0	2	0	0	0	0	0	0	2	0	0	2	0	0	0	0	0	4
2:00 PM	0	2	0	0	2	0	0	0	0	0	0	1	0	0	1	0	0	0	0	0	3
2:15 PM	0	3	0	0	3	0	0	0	0	0	0	2	0	0	2	0	0	0	0	0	5
Total Volume	0	9	0	0	9	0	0	0	0	0	0	8	0	0	8	0	0	0	0	0	17
% Approach Total	0.0	100.0	0.0	0.0		0.0	0.0	0.0	0.0		0.0	100.0	0.0	0.0		0.0	0.0	0.0	0.0		
PHF	0.000	0.750	0.000	0.000	0.750	0.000	0.000	0.000	0.000	0.000	0.000	0.667	0.000	0.000	0.667	0.000	0.000	0.000	0.000	0.000	0.850
Entering Leg	0	9	0	0	9	0	0	0	0	0	0	8	0	0	8	0	0	0	0	0	17
Exiting Leg	8					0					9					0					17
Total	17					0					17					0					34

**PM Peak Hour Analysis from 2:00 PM to 07:00 PM begins at:**

	Centre Street					Bellevue Street					Centre Street					Bird Place					Total
	from North					from East					from South					from West					
	Right	Thru	Left	U-Turn	Total	Right	Thru	Left	U-Turn	Total	Right	Thru	Left	U-Turn	Total	Right	Thru	Left	U-Turn	Total	
3:00 PM	0	8	0	0	8	0	0	0	0	0	0	3	0	0	3	0	0	0	0	0	11
3:15 PM	0	4	0	0	4	0	0	0	0	0	0	3	0	0	3	0	0	0	0	0	7
3:30 PM	0	4	1	0	5	0	0	0	0	0	0	6	0	0	6	0	0	0	0	0	11
3:45 PM	0	6	0	0	6	0	0	0	0	0	0	5	0	0	5	0	0	0	0	0	11
Total Volume	0	22	1	0	23	0	0	0	0	0	0	17	0	0	17	0	0	0	0	0	40
% Approach Total	0.0	95.7	4.3	0.0		0.0	0.0	0.0	0.0		0.0	100.0	0.0	0.0		0.0	0.0	0.0	0.0		
PHF	0.000	0.688	0.250	0.000	0.719	0.000	0.000	0.000	0.000	0.000	0.000	0.708	0.000	0.000	0.708	0.000	0.000	0.000	0.000	0.000	0.909
Entering Leg	0	22	1	0	23	0	0	0	0	0	0	17	0	0	17	0	0	0	0	0	40
Exiting Leg	17					1					22					0					40
Total	40					1					39					0					80







PDI File #: **229078 E**  
 Location: **N: Centre Street S: Centre Street**  
 Location: **E: Bellevue Street W: Bird Place**  
 City, State: **West Roxbury, MA**  
 Client: **Toole/T. Dennerlein**  
 Site Code: **6131 Task 2**  
 Count Date: **Thursday, January 12, 2023**  
 Start Time: **7:00 AM**  
 End Time: **7:00 PM**  
 Class:



**Articulated Trucks**

	Centre Street					Bellevue Street					Centre Street					Bird Place					Total
	from North					from East					from South					from West					
	Right	Thru	Left	U-Turn	Total	Right	Thru	Left	U-Turn	Total	Right	Thru	Left	U-Turn	Total	Right	Thru	Left	U-Turn	Total	
6:30 PM	0	0	0	0	0	0	0	0	0	0	0	0	0	0	0	0	0	0	0	0	0
6:45 PM	0	0	0	0	0	0	0	0	0	0	0	0	0	0	0	0	0	0	0	0	0
<b>Total</b>	0	0	0	0	0	0	0	0	0	0	0	0	0	0	0	0	0	0	0	0	0
<b>Grand Total</b>	0	16	0	0	16	0	0	0	0	0	0	19	0	0	19	0	0	0	0	0	35
<b>Approach %</b>	0.0	100.0	0.0	0.0		0.0	0.0	0.0	0.0		0.0	100.0	0.0	0.0		0.0	0.0	0.0	0.0		
<b>Total %</b>	0.0	45.7	0.0	0.0	45.7	0.0	0.0	0.0	0.0	0.0	0.0	54.3	0.0	0.0	54.3	0.0	0.0	0.0	0.0	0.0	
<b>Exiting Leg Total</b>	19					0					16					0					35

**AM Peak Hour Analysis from 07:00 AM to 10:00 AM begins at:**

	Centre Street					Bellevue Street					Centre Street					Bird Place					Total
	from North					from East					from South					from West					
	Right	Thru	Left	U-Turn	Total	Right	Thru	Left	U-Turn	Total	Right	Thru	Left	U-Turn	Total	Right	Thru	Left	U-Turn	Total	
8:30 AM	0	0	0	0	0	0	0	0	0	0	0	1	0	0	1	0	0	0	0	0	0
8:45 AM	0	4	0	0	4	0	0	0	0	0	0	1	0	0	1	0	0	0	0	0	5
9:00 AM	0	0	0	0	0	0	0	0	0	0	0	2	0	0	2	0	0	0	0	0	2
9:15 AM	0	0	0	0	0	0	0	0	0	0	0	1	0	0	1	0	0	0	0	0	1
<b>Total Volume</b>	0	4	0	0	4	0	0	0	0	0	0	5	0	0	5	0	0	0	0	0	9
<b>% Approach Total</b>	0.0	100.0	0.0	0.0		0.0	0.0	0.0	0.0		0.0	100.0	0.0	0.0		0.0	0.0	0.0	0.0		
<b>PHF</b>	0.000	0.250	0.000	0.000	0.250	0.000	0.000	0.000	0.000	0.000	0.000	0.625	0.000	0.000	0.625	0.000	0.000	0.000	0.000	0.000	0.450
<b>Entering Leg</b>	0	4	0	0	4	0	0	0	0	0	0	5	0	0	5	0	0	0	0	0	9
<b>Exiting Leg</b>	5					0					4					0					9
<b>Total</b>	9					0					9					0					18

**MidDay Peak Hour Analysis from 10:00 AM to 2:00 PM begins at:**

	Centre Street					Bellevue Street					Centre Street					Bird Place					Total
	from North					from East					from South					from West					
	Right	Thru	Left	U-Turn	Total	Right	Thru	Left	U-Turn	Total	Right	Thru	Left	U-Turn	Total	Right	Thru	Left	U-Turn	Total	
1:45 PM	0	0	0	0	0	0	0	0	0	0	0	1	0	0	1	0	0	0	0	0	0
2:00 PM	0	0	0	0	0	0	0	0	0	0	0	0	0	0	0	0	0	0	0	0	0
2:15 PM	0	0	0	0	0	0	0	0	0	0	0	0	0	0	0	0	0	0	0	0	0
2:30 PM	0	2	0	0	2	0	0	0	0	0	0	1	0	0	1	0	0	0	0	0	3
<b>Total Volume</b>	0	2	0	0	2	0	0	0	0	0	0	2	0	0	2	0	0	0	0	0	4
<b>% Approach Total</b>	0.0	100.0	0.0	0.0		0.0	0.0	0.0	0.0		0.0	100.0	0.0	0.0		0.0	0.0	0.0	0.0		
<b>PHF</b>	0.000	0.250	0.000	0.000	0.250	0.000	0.000	0.000	0.000	0.000	0.000	0.500	0.000	0.000	0.500	0.000	0.000	0.000	0.000	0.000	0.333
<b>Entering Leg</b>	0	2	0	0	2	0	0	0	0	0	0	2	0	0	2	0	0	0	0	0	4
<b>Exiting Leg</b>	2					0					2					0					4
<b>Total</b>	4					0					4					0					8

**PM Peak Hour Analysis from 2:00 PM to 07:00 PM begins at:**

	Centre Street					Bellevue Street					Centre Street					Bird Place					Total
	from North					from East					from South					from West					
	Right	Thru	Left	U-Turn	Total	Right	Thru	Left	U-Turn	Total	Right	Thru	Left	U-Turn	Total	Right	Thru	Left	U-Turn	Total	
2:30 PM	0	2	0	0	2	0	0	0	0	0	0	1	0	0	1	0	0	0	0	0	3
2:45 PM	0	0	0	0	0	0	0	0	0	0	0	0	0	0	0	0	0	0	0	0	0
3:00 PM	0	0	0	0	0	0	0	0	0	0	0	0	0	0	0	0	0	0	0	0	0
3:15 PM	0	0	0	0	0	0	0	0	0	0	0	1	0	0	1	0	0	0	0	0	1
<b>Total Volume</b>	0	2	0	0	2	0	0	0	0	0	0	2	0	0	2	0	0	0	0	0	4
<b>% Approach Total</b>	0.0	100.0	0.0	0.0		0.0	0.0	0.0	0.0		0.0	100.0	0.0	0.0		0.0	0.0	0.0	0.0		
<b>PHF</b>	0.000	0.250	0.000	0.000	0.250	0.000	0.000	0.000	0.000	0.000	0.000	0.500	0.000	0.000	0.500	0.000	0.000	0.000	0.000	0.000	0.333
<b>Entering Leg</b>	0	2	0	0	2	0	0	0	0	0	0	2	0	0	2	0	0	0	0	0	4
<b>Exiting Leg</b>	2					0					2					0					4
<b>Total</b>	4					0					4					0					8





PDI File #: **229078 E**  
Location: **N: Centre Street S: Centre Street**  
Location: **E: Bellevue Street W: Bird Place**  
City, State: **West Roxbury, MA**  
Client: **Toole/T. Dennerlein**  
Site Code: **6131 Task 2**  
Count Date: **Thursday, January 12, 2023**  
Start Time: **7:00 AM**  
End Time: **7:00 PM**  
Class:



**Bicycles (on Roadway and Crosswalks)**

	Centre Street							Bellevue Street							Centre Street							Bird Place							Total	
	from North							from East							from South							from West								
	Right	Thru	Left	U-Turn	CW-EB	CW-WB	Total	Right	Thru	Left	U-Turn	CW-SB	CW-NB	Total	Right	Thru	Left	U-Turn	CW-WB	CW-EB	Total	Right	Thru	Left	U-Turn	CW-NB	CW-SB	Total		
6:30 PM	0	0	0	0	0	0	0	0	0	0	0	0	0	0	0	0	0	0	0	0	0	0	0	0	0	0	0	0		
6:45 PM	0	0	0	0	0	0	0	0	0	0	0	0	0	0	0	0	0	0	0	0	0	0	0	0	0	0	0	0		
Total	0	0	0	0	0	0	0	0	0	0	0	0	0	0	0	0	0	0	0	0	0	0	0	0	0	0	0	0		
Grand Total	0	2	0	0	0	0	2	0	0	0	0	1	2	3	0	4	0	0	0	0	0	4	0	0	0	0	1	8	9	18
Approach %	0.0	100.0	0.0	0.0	0.0	0.0		0.0	0.0	0.0	0.0	33.3	66.7		0.0	100.0	0.0	0.0	0.0	0.0		0.0	0.0	0.0	0.0	11.1	88.9			
Total %	0.0	11.1	0.0	0.0	0.0	0.0	11.1	0.0	0.0	0.0	0.0	5.6	11.1	16.7	0.0	22.2	0.0	0.0	0.0	0.0	22.2	0.0	0.0	0.0	0.0	5.6	44.4	50.0		
Exiting Leg Total	4							3							2							9							18	

AM Peak Hour Analysis from 07:00 AM to 10:00 AM begins at:

	Centre Street							Bellevue Street							Centre Street							Bird Place							Total
	from North							from East							from South							from West							
	Right	Thru	Left	U-Turn	CW-EB	CW-WB	Total	Right	Thru	Left	U-Turn	CW-SB	CW-NB	Total	Right	Thru	Left	U-Turn	CW-WB	CW-EB	Total	Right	Thru	Left	U-Turn	CW-NB	CW-SB	Total	
7:00 AM	0	1	0	0	0	0	1	0	0	0	0	0	0	0	0	0	0	0	0	0	0	0	0	0	0	0	0	0	1
7:15 AM	0	0	0	0	0	0	0	0	0	0	0	0	0	0	0	0	0	0	0	0	0	0	0	0	0	0	0	0	0
7:30 AM	0	0	0	0	0	0	0	0	0	0	0	0	0	0	0	0	0	0	0	0	0	0	0	0	0	0	0	0	0
7:45 AM	0	0	0	0	0	0	0	0	0	0	0	0	0	0	0	0	0	0	0	0	0	0	0	0	0	0	0	0	0
Total Volume	0	1	0	0	0	0	1	0	0	0	0	0	0	0	0	0	0	0	0	0	0	0	0	0	0	0	0	0	1
% Approach Total	0.0	100.0	0.0	0.0	0.0	0.0		0.0	0.0	0.0	0.0	0.0	0.0		0.0	0.0	0.0	0.0	0.0	0.0		0.0	0.0	0.0	0.0	0.0	0.0		
PHF	0.000	0.250	0.000	0.000	0.000	0.000	0.250	0.000	0.000	0.000	0.000	0.000	0.000	0.000	0.000	0.000	0.000	0.000	0.000	0.000	0.000	0.000	0.000	0.000	0.000	0.000	0.000	0.000	0.250
Entering Leg	0	1	0	0	0	0	1	0	0	0	0	0	0	0	0	0	0	0	0	0	0	0	0	0	0	0	0	0	1
Exiting Leg	0							0							1							0							1
Total	1							0							1							0							2

MidDay Peak Hour Analysis from 10:00 AM to 2:00 PM begins at:

	Centre Street							Bellevue Street							Centre Street							Bird Place							Total
	from North							from East							from South							from West							
	Right	Thru	Left	U-Turn	CW-EB	CW-WB	Total	Right	Thru	Left	U-Turn	CW-SB	CW-NB	Total	Right	Thru	Left	U-Turn	CW-WB	CW-EB	Total	Right	Thru	Left	U-Turn	CW-NB	CW-SB	Total	
1:15 PM	0	0	0	0	0	0	0	0	0	0	0	0	0	0	0	0	0	0	0	0	0	0	0	0	0	0	0	0	0
1:30 PM	0	0	0	0	0	0	0	0	0	0	0	0	0	0	0	0	0	0	0	0	0	0	0	0	0	0	0	0	0
1:45 PM	0	0	0	0	0	0	0	0	0	0	0	0	0	0	0	2	0	0	0	0	0	2	0	0	0	0	0	0	2
2:00 PM	0	0	0	0	0	0	0	0	0	0	0	0	0	0	0	0	0	0	0	0	0	0	0	0	0	0	2	2	2
Total Volume	0	0	0	0	0	0	0	0	0	0	0	0	0	0	0	2	0	0	0	0	0	2	0	0	0	0	0	2	4
% Approach Total	0.0	0.0	0.0	0.0	0.0	0.0		0.0	0.0	0.0	0.0	0.0	0.0		0.0	100.0	0.0	0.0	0.0	0.0		0.0	0.0	0.0	0.0	0.0	100.0		
PHF	0.000	0.000	0.000	0.000	0.000	0.000	0.000	0.000	0.000	0.000	0.000	0.000	0.000	0.000	0.000	0.250	0.000	0.000	0.000	0.000	0.000	0.000	0.000	0.000	0.000	0.000	0.250	0.250	0.500
Entering Leg	0	0	0	0	0	0	0	0	0	0	0	0	0	0	0	2	0	0	0	0	0	2	0	0	0	0	0	2	4
Exiting Leg	2							0							0							2							4
Total	2							0							2							4							8

PM Peak Hour Analysis from 2:00 PM to 07:00 PM begins at:

	Centre Street							Bellevue Street							Centre Street							Bird Place							Total	
	from North							from East							from South							from West								
	Right	Thru	Left	U-Turn	CW-EB	CW-WB	Total	Right	Thru	Left	U-Turn	CW-SB	CW-NB	Total	Right	Thru	Left	U-Turn	CW-WB	CW-EB	Total	Right	Thru	Left	U-Turn	CW-NB	CW-SB	Total		
3:15 PM	0	0	0	0	0	0	0	0	0	0	0	0	0	0	0	1	0	0	0	0	0	1	0	0	0	0	0	6	6	7
3:30 PM	0	0	0	0	0	0	0	0	0	0	0	0	0	0	0	0	0	0	0	0	0	0	0	0	0	0	0	0	0	
3:45 PM	0	0	0	0	0	0	0	0	0	0	0	0	0	0	0	0	0	0	0	0	0	0	0	0	0	0	0	0	0	
4:00 PM	0	1	0	0	0	0	1	0	0	0	0	0	0	0	0	1	0	0	0	0	0	1	0	0	0	0	0	0	2	
Total Volume	0	1	0	0	0	0	1	0	0	0	0	0	0	0	0	2	0	0	0	0	0	2	0	0	0	0	0	6	6	9
% Approach Total	0.0	100.0	0.0	0.0	0.0	0.0		0.0	0.0	0.0	0.0	0.0	0.0		0.0	100.0	0.0	0.0	0.0	0.0		0.0	0.0	0.0	0.0	0.0	100.0			
PHF	0.000	0.250	0.000	0.000	0.000	0.000	0.250	0.000	0.000	0.000	0.000	0.000	0.000	0.000	0.000	0.500	0.000	0.000	0.000	0.000	0.000	0.000	0.000	0.000	0.000	0.000	0.250	0.250	0.321	
Entering Leg	0	1	0	0	0	0	1	0	0	0	0	0	0	0	0	2	0	0	0	0	0	2	0	0	0	0	0	6	6	9
Exiting Leg	2							0							1							6							9	
Total	3							0							3							12							18	









PDI File #: **229078 F**  
 Location: **N: Centre Street S: Centre Street**  
 Location: **E: YMCA Driveway W: Mt. Vernon Street**  
 City, State: **West Roxbury, MA**  
 Client: **Toole/T. Dennerlein**  
 Site Code: **6131 Task 2**  
 Count Date: **Thursday, January 12, 2023**  
 Start Time: **7:00 AM**  
 End Time: **7:00 PM**  
 Class:



**Cars and Heavy Vehicles (Combined)**

	Centre Street					YMCA Driveway					Centre Street					Mt. Vernon Street					Total
	from North					from East					from South					from West					
	Right	Thru	Left	U-Turn	Total	Right	Thru	Left	U-Turn	Total	Right	Thru	Left	U-Turn	Total	Right	Thru	Left	U-Turn	Total	
4:00 PM	Centre Street					YMCA Driveway					Centre Street					Mt. Vernon Street					
	from North					from East					from South					from West					
	Right	Thru	Left	U-Turn	Total	Right	Thru	Left	U-Turn	Total	Right	Thru	Left	U-Turn	Total	Right	Thru	Left	U-Turn	Total	Total
4:00 PM	3	159	11	0	173	0	0	0	0	0	7	165	8	0	180	2	0	3	0	5	358
4:15 PM	12	167	9	0	188	0	0	0	0	0	9	168	8	0	185	5	1	3	0	9	382
4:30 PM	10	165	13	0	188	0	0	0	0	0	3	124	5	0	132	9	0	5	0	14	334
4:45 PM	6	165	15	1	187	0	0	0	0	0	14	132	10	0	156	1	3	2	0	6	349
Total Volume	31	656	48	1	736	0	0	0	0	0	33	589	31	0	653	17	4	13	0	34	1423
% Approach Total	4.2	89.1	6.5	0.1		0.0	0.0	0.0	0.0		5.1	90.2	4.7	0.0		50.0	11.8	38.2	0.0		
PHF	0.646	0.982	0.800	0.250	0.979	0.000	0.000	0.000	0.000	0.000	0.589	0.876	0.775	0.000	0.882	0.472	0.333	0.650	0.000	0.607	0.931
Cars	31	628	48	1	708	0	0	0	0	0	33	572	31	0	636	17	4	13	0	34	1378
Cars %	100.0	95.7	100.0	100.0	96.2	0.0	0.0	0.0	0.0	0.0	100.0	97.1	100.0	0.0	97.4	100.0	100.0	100.0	0.0	100.0	96.8
Heavy Vehicles	0	28	0	0	28	0	0	0	0	0	0	17	0	17	0	0	0	0	0	0	45
Heavy Vehicles %	0.0	4.3	0.0	0.0	3.8	0.0	0.0	0.0	0.0	0.0	0.0	2.9	0.0	2.6	0.0	0.0	0.0	0.0	0.0	0.0	3.2
Cars Enter Leg	31	628	48	1	708	0	0	0	0	0	33	572	31	0	636	17	4	13	0	34	1378
Heavy Enter Leg	0	28	0	0	28	0	0	0	0	0	0	17	0	17	0	0	0	0	0	0	45
Total Entering Leg	31	656	48	1	736	0	0	0	0	0	33	589	31	0	653	17	4	13	0	34	1423
Cars Exiting Leg					586					85					645					62	1378
Heavy Exiting Leg					17					0					28					0	45
Total Exiting Leg					603					85					673					62	1423





PDI File #: **229078 F**  
 Location: **N: Centre Street S: Centre Street**  
 Location: **E: YMCA Driveway W: Mt. Vernon Street**  
 City, State: **West Roxbury, MA**  
 Client: **Toole/T. Dennerlein**  
 Site Code: **6131 Task 2**  
 Count Date: **Thursday, January 12, 2023**  
 Start Time: **7:00 AM**  
 End Time: **7:00 PM**  
 Class:



**Cars**

	Centre Street					YMCA Driveway					Centre Street					Mt. Vernon Street					Total
	from North					from East					from South					from West					
	Right	Thru	Left	U-Turn	Total	Right	Thru	Left	U-Turn	Total	Right	Thru	Left	U-Turn	Total	Right	Thru	Left	U-Turn	Total	
6:30 PM	1	96	3	0	100	0	0	0	0	0	10	107	2	1	120	3	0	2	0	5	225
6:45 PM	4	93	4	0	101	0	0	0	0	0	4	97	3	0	104	1	0	2	0	3	208
<b>Total</b>	<b>19</b>	<b>404</b>	<b>39</b>	<b>0</b>	<b>462</b>	<b>0</b>	<b>0</b>	<b>0</b>	<b>0</b>	<b>0</b>	<b>50</b>	<b>459</b>	<b>11</b>	<b>1</b>	<b>521</b>	<b>12</b>	<b>4</b>	<b>15</b>	<b>0</b>	<b>31</b>	<b>1014</b>
Grand Total	290	5347	388	4	6029	0	1	1	0	2	449	5612	220	4	6285	106	22	103	0	231	12547
Approach %	4.8	88.7	6.4	0.1		0.0	50.0	50.0	0.0		7.1	89.3	3.5	0.1		45.9	9.5	44.6	0.0		
Total %	2.3	42.6	3.1	0.0	48.1	0.0	0.0	0.0	0.0	0.0	3.6	44.7	1.8	0.0	50.1	0.8	0.2	0.8	0.0	1.8	
Exiting Leg Total	5719					859					5458					511					12547

AM Peak Hour Analysis from 07:00 AM to 10:00 AM begins at:

	Centre Street					YMCA Driveway					Centre Street					Mt. Vernon Street					Total
	from North					from East					from South					from West					
	Right	Thru	Left	U-Turn	Total	Right	Thru	Left	U-Turn	Total	Right	Thru	Left	U-Turn	Total	Right	Thru	Left	U-Turn	Total	
7:30 AM	7	116	9	0	132	0	0	0	0	0	3	97	1	0	101	1	3	2	0	6	239
7:45 AM	3	121	6	0	130	0	0	0	0	0	15	126	4	0	145	3	0	1	0	4	279
8:00 AM	3	86	18	0	107	0	1	0	0	1	17	141	4	1	163	4	2	2	0	8	279
8:15 AM	6	86	15	0	107	0	0	0	0	0	12	136	6	0	154	3	0	3	0	6	267
Total Volume	19	409	48	0	476	0	1	0	0	1	47	500	15	1	563	11	5	8	0	24	1064
% Approach Total	4.0	85.9	10.1	0.0		0.0	100.0	0.0	0.0		8.3	88.8	2.7	0.2		45.8	20.8	33.3	0.0		
PHF	0.679	0.845	0.667	0.000	0.902	0.000	0.250	0.000	0.000	0.250	0.691	0.887	0.625	0.250	0.863	0.688	0.417	0.667	0.000	0.750	0.953
Entering Leg	19	409	48	0	476	0	1	0	0	1	47	500	15	1	563	11	5	8	0	24	1064
Exiting Leg	508					100					421					35					1064
<b>Total</b>	<b>984</b>					<b>101</b>					<b>984</b>					<b>59</b>					<b>2128</b>

MidDay Peak Hour Analysis from 10:00 AM to 2:00 PM begins at:

	Centre Street					YMCA Driveway					Centre Street					Mt. Vernon Street					Total
	from North					from East					from South					from West					
	Right	Thru	Left	U-Turn	Total	Right	Thru	Left	U-Turn	Total	Right	Thru	Left	U-Turn	Total	Right	Thru	Left	U-Turn	Total	
1:45 PM	2	101	11	0	114	0	0	0	0	0	6	116	3	0	125	1	0	4	0	5	244
2:00 PM	7	120	5	0	132	0	0	0	0	0	3	128	3	0	134	6	0	4	0	10	276
2:15 PM	3	109	0	1	113	0	0	0	0	0	5	111	3	0	119	2	0	1	0	3	235
2:30 PM	9	136	5	0	150	0	0	0	0	0	3	129	3	0	135	1	0	2	0	3	288
Total Volume	21	466	21	1	509	0	0	0	0	0	17	484	12	0	513	10	0	11	0	21	1043
% Approach Total	4.1	91.6	4.1	0.2		0.0	0.0	0.0	0.0		3.3	94.3	2.3	0.0		47.6	0.0	52.4	0.0		
PHF	0.583	0.857	0.477	0.250	0.848	0.000	0.000	0.000	0.000	0.000	0.708	0.938	1.000	0.000	0.950	0.417	0.000	0.688	0.000	0.525	0.905
Entering Leg	21	466	21	1	509	0	0	0	0	0	17	484	12	0	513	10	0	11	0	21	1043
Exiting Leg	496					38					476					33					1043
<b>Total</b>	<b>1005</b>					<b>38</b>					<b>989</b>					<b>54</b>					<b>2086</b>

PM Peak Hour Analysis from 2:00 PM to 07:00 PM begins at:

	Centre Street					YMCA Driveway					Centre Street					Mt. Vernon Street					Total
	from North					from East					from South					from West					
	Right	Thru	Left	U-Turn	Total	Right	Thru	Left	U-Turn	Total	Right	Thru	Left	U-Turn	Total	Right	Thru	Left	U-Turn	Total	
4:00 PM	3	152	11	0	166	0	0	0	0	0	7	162	8	0	177	2	0	3	0	5	348
4:15 PM	12	163	9	0	184	0	0	0	0	0	9	162	8	0	179	5	1	3	0	9	372
4:30 PM	10	157	13	0	180	0	0	0	0	0	3	120	5	0	128	9	0	5	0	14	322
4:45 PM	6	156	15	1	178	0	0	0	0	0	14	128	10	0	152	1	3	2	0	6	336
Total Volume	31	628	48	1	708	0	0	0	0	0	33	572	31	0	636	17	4	13	0	34	1378
% Approach Total	4.4	88.7	6.8	0.1		0.0	0.0	0.0	0.0		5.2	89.9	4.9	0.0		50.0	11.8	38.2	0.0		
PHF	0.646	0.963	0.800	0.250	0.962	0.000	0.000	0.000	0.000	0.000	0.589	0.883	0.775	0.000	0.888	0.472	0.333	0.650	0.000	0.607	0.926
Entering Leg	31	628	48	1	708	0	0	0	0	0	33	572	31	0	636	17	4	13	0	34	1378
Exiting Leg	586					85					645					62					1378
<b>Total</b>	<b>1294</b>					<b>85</b>					<b>1281</b>					<b>96</b>					<b>2756</b>





PDI File #: **229078 F**  
 Location: **N: Centre Street S: Centre Street**  
 Location: **E: YMCA Driveway W: Mt. Vernon Street**  
 City, State: **West Roxbury, MA**  
 Client: **Toole/T. Dennerlein**  
 Site Code: **6131 Task 2**  
 Count Date: **Thursday, January 12, 2023**  
 Start Time: **7:00 AM**  
 End Time: **7:00 PM**  
 Class:



**Heavy Vehicles-Combined (Buses, Single-Unit Trucks, Articulated Trucks)**

	Centre Street					YMCA Driveway					Centre Street					Mt. Vernon Street					Total	
	from North					from East					from South					from West						
	Right	Thru	Left	U-Turn	Total	Right	Thru	Left	U-Turn	Total	Right	Thru	Left	U-Turn	Total	Right	Thru	Left	U-Turn	Total		
Articulated Trucks	0	2	0	0	2	0	0	0	0	0	0	0	0	0	0	0	0	0	0	0	0	2
Articulated %	0.0	8.7	0.0	0.0	8.7	0.0	0.0	0.0	0.0	0.0	0.0	0.0	0.0	0.0	0.0	0.0	0.0	0.0	0.0	0.0	0.0	4.3
Buses	0	3	0	0	3	0	0	0	0	0	1	8	0	0	9	0	0	0	0	0	0	12
Single-Unit Trucks	0	18	0	0	18	0	0	0	0	0	0	13	0	0	13	1	0	0	0	1	0	32
Articulated Trucks	0	2	0	0	2	0	0	0	0	0	0	0	0	0	0	0	0	0	0	0	0	2
Total Entering Leg	0	23	0	0	23	0	0	0	0	0	1	21	0	0	22	1	0	0	0	1	0	46
Buses					8					1					3							12
Single-Unit Trucks					13					0					19							32
Articulated Trucks					0					0					2							2
Total Exiting Leg					21					1					24							46

PM Peak Hour Analysis from 2:00 PM to 07:00 PM begins at:

2:45 PM	Centre Street					YMCA Driveway					Centre Street					Mt. Vernon Street					Total	
	from North					from East					from South					from West						
	Right	Thru	Left	U-Turn	Total	Right	Thru	Left	U-Turn	Total	Right	Thru	Left	U-Turn	Total	Right	Thru	Left	U-Turn	Total		
2:45 PM	1	4	0	0	5	0	0	0	0	0	0	6	2	0	8	0	0	0	0	0	0	13
3:00 PM	4	5	0	0	9	0	0	0	0	0	0	4	3	0	7	0	0	0	0	0	0	16
3:15 PM	1	4	0	0	5	0	0	0	0	0	0	4	1	0	5	0	0	0	0	0	0	10
3:30 PM	3	8	0	0	11	0	0	0	0	0	0	7	0	0	7	0	0	0	0	0	0	18
Total Volume	9	21	0	0	30	0	0	0	0	0	0	21	6	0	27	0	0	0	0	0	0	57
% Approach Total	30.0	70.0	0.0	0.0		0.0	0.0	0.0	0.0		0.0	77.8	22.2	0.0		0.0	0.0	0.0	0.0			
PHF	0.563	0.656	0.000	0.000	0.682	0.000	0.000	0.000	0.000	0.000	0.000	0.750	0.500	0.000	0.844	0.000	0.000	0.000	0.000	0.000	0.000	0.792
Buses	9	12	0	0	21	0	0	0	0	0	0	15	6	0	21	0	0	0	0	0	0	42
Buses %	100.0	57.1	0.0	0.0	70.0	0.0	0.0	0.0	0.0	0.0	0.0	71.4	100.0	0.0	77.8	0.0	0.0	0.0	0.0	0.0	0.0	73.7
Single-Unit Trucks	0	7	0	0	7	0	0	0	0	0	0	5	0	0	5	0	0	0	0	0	0	12
Single-Unit %	0.0	33.3	0.0	0.0	23.3	0.0	0.0	0.0	0.0	0.0	0.0	23.8	0.0	0.0	18.5	0.0	0.0	0.0	0.0	0.0	0.0	21.1
Articulated Trucks	0	2	0	0	2	0	0	0	0	0	0	1	0	0	1	0	0	0	0	0	0	3
Articulated %	0.0	9.5	0.0	0.0	6.7	0.0	0.0	0.0	0.0	0.0	0.0	4.8	0.0	0.0	3.7	0.0	0.0	0.0	0.0	0.0	0.0	5.3
Buses	9	12	0	0	21	0	0	0	0	0	0	15	6	0	21	0	0	0	0	0	0	42
Single-Unit Trucks	0	7	0	0	7	0	0	0	0	0	0	5	0	0	5	0	0	0	0	0	0	12
Articulated Trucks	0	2	0	0	2	0	0	0	0	0	0	1	0	0	1	0	0	0	0	0	0	3
Total Entering Leg	9	21	0	0	30	0	0	0	0	0	0	21	6	0	27	0	0	0	0	0	0	57
Buses					15					0					12							42
Single-Unit Trucks					5					0					7							12
Articulated Trucks					1					0					2							3
Total Exiting Leg					21					0					21							57

PDI File #: **229078 F**  
 Location: **N: Centre Street S: Centre Street**  
 Location: **E: YMCA Driveway W: Mt. Vernon Street**  
 City, State: **West Roxbury, MA**  
 Client: **Toole/T. Dennerlein**  
 Site Code: **6131 Task 2**  
 Count Date: **Thursday, January 12, 2023**  
 Start Time: **7:00 AM**  
 End Time: **7:00 PM**  
 Class:



**Buses**

	Centre Street					YMCA Driveway					Centre Street					Mt. Vernon Street					Total
	from North					from East					from South					from West					
	Right	Thru	Left	U-Turn	Total	Right	Thru	Left	U-Turn	Total	Right	Thru	Left	U-Turn	Total	Right	Thru	Left	U-Turn	Total	
7:00 AM	0	4	0	0	4	0	0	0	0	0	0	5	0	0	5	0	0	0	0	0	9
7:15 AM	0	3	0	0	3	0	0	0	0	0	0	4	0	0	4	0	0	0	0	0	7
7:30 AM	0	3	0	0	3	0	0	0	0	0	0	4	0	0	4	0	0	0	0	0	7
7:45 AM	0	5	0	0	5	0	0	0	0	0	0	6	0	0	6	0	0	0	0	0	11
Total	0	15	0	0	15	0	0	0	0	0	0	19	0	0	19	0	0	0	0	0	34
8:00 AM	0	2	0	0	2	0	0	0	0	0	0	4	0	0	4	0	0	0	0	0	6
8:15 AM	0	3	0	0	3	0	1	0	0	1	0	2	0	0	2	0	0	0	0	0	6
8:30 AM	0	4	0	0	4	0	0	0	0	0	0	3	0	0	3	0	0	0	0	0	7
8:45 AM	0	5	0	0	5	0	0	0	0	0	0	3	0	0	3	0	0	0	0	0	8
Total	0	14	0	0	14	0	1	0	0	1	0	12	0	0	12	0	0	0	0	0	27
9:00 AM	4	2	0	0	6	0	0	0	0	0	0	6	2	0	8	0	0	0	0	0	14
9:15 AM	4	2	0	0	6	0	0	0	0	0	0	3	3	0	6	0	0	0	0	0	12
9:30 AM	3	2	0	0	5	0	0	0	0	0	0	7	0	0	7	0	0	0	0	0	12
9:45 AM	0	4	0	0	4	0	0	0	0	0	0	3	0	0	3	0	0	0	0	0	7
Total	11	10	0	0	21	0	0	0	0	0	0	19	5	0	24	0	0	0	0	0	45
10:00 AM	0	0	0	0	0	0	0	0	0	0	0	3	0	0	3	0	0	0	0	0	3
10:15 AM	0	2	0	0	2	0	0	0	0	0	0	1	0	0	1	0	0	0	0	0	3
10:30 AM	0	1	0	0	1	0	0	0	0	0	1	1	0	0	2	0	0	0	0	0	3
10:45 AM	0	0	0	0	0	0	0	0	0	0	0	3	0	0	3	0	0	0	0	0	3
Total	0	3	0	0	3	0	0	0	0	0	1	8	0	0	9	0	0	0	0	0	12
11:00 AM	0	2	0	0	2	0	0	0	0	0	0	1	0	0	1	0	0	0	0	0	3
11:15 AM	0	2	0	0	2	0	0	0	0	0	0	1	0	0	1	0	0	0	0	0	3
11:30 AM	0	0	0	0	0	0	0	0	0	0	0	1	0	0	1	0	0	0	0	0	1
11:45 AM	0	2	0	0	2	0	0	0	0	0	0	1	0	0	1	0	0	0	0	0	3
Total	0	6	0	0	6	0	0	0	0	0	0	4	0	0	4	0	0	0	0	0	10
12:00 PM	0	2	0	0	2	0	0	0	0	0	0	1	0	0	1	0	0	0	0	0	3
12:15 PM	0	2	0	0	2	0	0	0	0	0	0	0	0	0	0	0	0	0	0	0	2
12:30 PM	0	2	0	0	2	0	0	0	0	0	0	2	0	0	2	0	0	0	0	0	4
12:45 PM	0	1	0	0	1	0	0	0	0	0	0	3	0	0	3	0	0	0	0	0	4
Total	0	7	0	0	7	0	0	0	0	0	0	6	0	0	6	0	0	0	0	0	13
1:00 PM	0	3	0	0	3	0	0	0	0	0	0	2	0	0	2	0	0	0	0	0	5
1:15 PM	0	0	0	0	0	0	0	0	0	0	0	1	0	0	1	0	0	0	0	0	1
1:30 PM	0	2	0	0	2	0	0	0	0	0	0	1	0	0	1	0	0	0	0	0	3
1:45 PM	0	2	0	0	2	0	0	0	0	0	0	2	0	0	2	0	0	0	0	0	4
Total	0	7	0	0	7	0	0	0	0	0	0	6	0	0	6	0	0	0	0	0	13
2:00 PM	0	2	0	0	2	0	0	0	0	0	0	1	0	0	1	0	0	0	0	0	3
2:15 PM	0	3	0	0	3	0	0	0	0	0	0	2	0	0	2	0	0	0	0	0	5
2:30 PM	0	2	0	0	2	0	0	0	0	0	0	2	0	0	2	0	0	0	0	0	4
2:45 PM	1	3	0	0	4	0	0	0	0	0	0	4	2	0	6	0	0	0	0	0	10
Total	1	10	0	0	11	0	0	0	0	0	0	9	2	0	11	0	0	0	0	0	22
3:00 PM	4	5	0	0	9	0	0	0	0	0	0	3	3	0	6	0	0	0	0	0	15
3:15 PM	1	0	0	0	1	0	0	0	0	0	0	3	1	0	4	0	0	0	0	0	5
3:30 PM	3	4	0	0	7	0	0	0	0	0	0	5	0	0	5	0	0	0	0	0	12
3:45 PM	0	6	0	0	6	0	0	0	0	0	0	5	0	0	5	0	0	0	0	0	11
Total	8	15	0	0	23	0	0	0	0	0	0	16	4	0	20	0	0	0	0	0	43
4:00 PM	0	7	0	0	7	0	0	0	0	0	0	2	0	0	2	0	0	0	0	0	9
4:15 PM	0	3	0	0	3	0	0	0	0	0	0	6	0	0	6	0	0	0	0	0	9
4:30 PM	0	5	0	0	5	0	0	0	0	0	0	4	0	0	4	0	0	0	0	0	9
4:45 PM	0	4	0	0	4	0	0	0	0	0	0	3	0	0	3	0	0	0	0	0	7
Total	0	19	0	0	19	0	0	0	0	0	0	15	0	0	15	0	0	0	0	0	34
5:00 PM	0	5	0	0	5	0	0	0	0	0	0	4	0	0	4	0	0	0	0	0	9
5:15 PM	0	3	0	0	3	0	0	0	0	0	0	2	0	0	2	0	0	0	0	0	5
5:30 PM	0	5	0	0	5	0	0	0	0	0	0	4	0	0	4	0	0	0	0	0	9
5:45 PM	0	5	0	0	5	0	0	0	0	0	0	2	0	0	2	0	0	0	0	0	7
Total	0	18	0	0	18	0	0	0	0	0	0	12	0	0	12	0	0	0	0	0	30
6:00 PM	0	2	0	0	2	0	0	0	0	0	0	3	0	0	3	0	0	0	0	0	5
6:15 PM	0	3	0	0	3	0	0	0	0	0	0	5	0	0	5	0	0	0	0	0	8



PDI File #: 229078 F

Location: N: Centre Street S: Centre Street

Location: E: YMCA Driveway W: Mt. Vernon Street

City, State: West Roxbury, MA

Client: Toole/T. Dennerlein

Site Code: 6131 Task 2

Count Date: Thursday, January 12, 2023

Start Time: 7:00 AM

End Time: 7:00 PM

Class:



PRECISION  
D A T A  
INDUSTRIES, LLC

157 Washington Street, Suite 2  
Hudson, MA 01749  
Office: 508-875-0100 Fax: 508-875-0118

Single-Unit Trucks

	Centre Street					YMCA Driveway					Centre Street					Mt. Vernon Street					Total
	from North					from East					from South					from West					
	Right	Thru	Left	U-Turn	Total	Right	Thru	Left	U-Turn	Total	Right	Thru	Left	U-Turn	Total	Right	Thru	Left	U-Turn	Total	
7:00 AM	0	1	0	0	1	0	0	0	0	0	0	6	0	0	6	0	0	0	0	0	7
7:15 AM	0	0	0	0	0	0	0	0	0	0	0	5	0	0	5	0	0	0	0	0	5
7:30 AM	0	2	0	0	2	0	0	0	0	0	0	2	0	0	2	0	0	0	0	0	4
7:45 AM	0	7	0	0	7	0	0	0	0	0	0	3	0	0	3	0	0	0	0	0	10
Total	0	10	0	0	10	0	0	0	0	0	0	16	0	0	16	0	0	0	0	0	26
8:00 AM	0	2	0	0	2	0	0	0	0	0	0	4	0	0	4	0	0	0	0	0	6
8:15 AM	0	3	0	0	3	0	0	0	0	0	0	2	0	0	2	0	0	0	0	0	5
8:30 AM	0	3	0	0	3	0	0	0	0	0	0	1	0	0	1	0	0	0	0	0	4
8:45 AM	0	3	0	0	3	0	0	0	0	0	0	1	0	0	1	0	0	0	0	0	4
Total	0	11	0	0	11	0	0	0	0	0	0	8	0	0	8	0	0	0	0	0	19
9:00 AM	0	4	0	0	4	0	0	0	0	0	0	5	0	0	5	0	0	0	0	0	9
9:15 AM	0	3	0	0	3	0	0	0	0	0	0	10	0	0	10	0	0	0	0	0	13
9:30 AM	0	2	0	0	2	0	0	0	0	0	0	4	0	0	4	0	0	0	0	0	6
9:45 AM	0	2	0	0	2	0	0	0	0	0	0	6	0	0	6	0	0	0	0	0	8
Total	0	11	0	0	11	0	0	0	0	0	0	25	0	0	25	0	0	0	0	0	36
10:00 AM	0	8	0	0	8	0	0	0	0	0	0	2	0	0	2	1	0	0	0	1	11
10:15 AM	0	3	0	0	3	0	0	0	0	0	0	8	0	0	8	0	0	0	0	0	11
10:30 AM	0	6	0	0	6	0	0	0	0	0	0	3	0	0	3	0	0	0	0	0	9
10:45 AM	0	1	0	0	1	0	0	0	0	0	0	0	0	0	0	0	0	0	0	0	1
Total	0	18	0	0	18	0	0	0	0	0	0	13	0	0	13	1	0	0	0	1	32
11:00 AM	0	5	0	0	5	0	0	0	0	0	0	4	1	0	5	0	0	0	0	0	10
11:15 AM	1	3	0	0	4	0	0	0	0	0	0	2	0	0	2	0	0	0	0	0	6
11:30 AM	0	2	0	0	2	0	0	0	0	0	0	1	0	0	1	0	0	0	0	0	3
11:45 AM	0	1	0	0	1	0	0	0	0	0	0	4	0	0	4	0	0	0	0	0	5
Total	1	11	0	0	12	0	0	0	0	0	0	11	1	0	12	0	0	0	0	0	24
12:00 PM	0	3	0	0	3	0	0	0	0	0	0	2	0	0	2	0	0	0	0	0	5
12:15 PM	0	1	0	0	1	0	0	0	0	0	0	3	0	0	3	0	0	1	0	1	5
12:30 PM	0	4	0	0	4	0	0	0	0	0	0	4	0	0	4	0	0	0	0	0	8
12:45 PM	0	3	0	0	3	0	0	0	0	0	0	0	0	0	0	0	0	0	0	0	3
Total	0	11	0	0	11	0	0	0	0	0	0	9	0	0	9	0	0	1	0	1	21
1:00 PM	0	3	1	0	4	0	0	0	0	0	0	2	0	0	2	0	0	0	0	0	6
1:15 PM	0	2	0	0	2	0	0	0	0	0	0	3	0	0	3	0	0	1	0	1	6
1:30 PM	0	5	1	0	6	0	0	0	0	0	0	2	0	0	2	0	0	0	0	0	8
1:45 PM	0	1	0	0	1	0	0	0	0	0	0	3	0	0	3	0	0	0	0	0	4
Total	0	11	2	0	13	0	0	0	0	0	0	10	0	0	10	0	0	1	0	1	24
2:00 PM	0	6	0	0	6	0	0	0	0	0	0	2	0	0	2	0	0	0	0	0	8
2:15 PM	0	3	0	0	3	0	0	0	0	0	0	1	0	0	1	0	0	0	0	0	4
2:30 PM	0	2	0	0	2	0	0	0	0	0	0	4	0	0	4	0	0	0	0	0	6
2:45 PM	0	0	0	0	0	0	0	0	0	0	0	2	0	0	2	0	0	0	0	0	2
Total	0	11	0	0	11	0	0	0	0	0	0	9	0	0	9	0	0	0	0	0	20
3:00 PM	0	0	0	0	0	0	0	0	0	0	0	1	0	0	1	0	0	0	0	0	1
3:15 PM	0	4	0	0	4	0	0	0	0	0	0	0	0	0	0	0	0	0	0	0	4
3:30 PM	0	3	0	0	3	0	0	0	0	0	0	2	0	0	2	0	0	0	0	0	5
3:45 PM	0	0	0	0	0	0	0	0	0	0	0	0	0	0	0	0	0	0	0	0	0
Total	0	7	0	0	7	0	0	0	0	0	0	3	0	0	3	0	0	0	0	0	10
4:00 PM	0	0	0	0	0	0	0	0	0	0	0	0	0	0	0	0	0	0	0	0	0
4:15 PM	0	1	0	0	1	0	0	0	0	0	0	0	0	0	0	0	0	0	0	0	1
4:30 PM	0	2	0	0	2	0	0	0	0	0	0	0	0	0	0	0	0	0	0	0	2
4:45 PM	0	5	0	0	5	0	0	0	0	0	0	1	0	0	1	0	0	0	0	0	6
Total	0	8	0	0	8	0	0	0	0	0	0	1	0	0	1	0	0	0	0	0	9
5:00 PM	0	4	0	0	4	0	0	0	0	0	0	2	0	0	2	0	0	0	0	0	6
5:15 PM	0	2	0	0	2	0	0	0	0	0	0	0	0	0	0	0	0	0	0	0	2
5:30 PM	0	2	0	0	2	0	0	0	0	0	0	0	0	0	0	0	0	0	0	0	2
5:45 PM	0	0	0	0	0	0	0	0	0	0	0	1	0	0	1	0	0	0	0	0	1
Total	0	8	0	0	8	0	0	0	0	0	0	3	0	0	3	0	0	0	0	0	11
6:00 PM	0	0	0	0	0	0	0	0	0	0	0	1	0	0	1	0	0	0	0	0	1
6:15 PM	0	1	0	0	1	0	0	0	0	0	0	1	0	0	1	0	0	0	0	0	2

PDI File #: **229078 F**  
 Location: **N: Centre Street S: Centre Street**  
 Location: **E: YMCA Driveway W: Mt. Vernon Street**  
 City, State: **West Roxbury, MA**  
 Client: **Toole/T. Dennerlein**  
 Site Code: **6131 Task 2**  
 Count Date: **Thursday, January 12, 2023**  
 Start Time: **7:00 AM**  
 End Time: **7:00 PM**  
 Class:



**Single-Unit Trucks**

	Centre Street					YMCA Driveway					Centre Street					Mt. Vernon Street					Total	
	from North					from East					from South					from West						
	Right	Thru	Left	U-Turn	Total	Right	Thru	Left	U-Turn	Total	Right	Thru	Left	U-Turn	Total	Right	Thru	Left	U-Turn	Total		
6:30 PM	0	1	0	0	1	0	0	0	0	0	0	1	0	0	0	0	0	0	0	0	2	
6:45 PM	0	1	0	0	1	0	0	0	0	0	0	0	0	0	0	0	0	0	0	0	0	1
<b>Total</b>	<b>0</b>	<b>3</b>	<b>0</b>	<b>0</b>	<b>3</b>	<b>0</b>	<b>0</b>	<b>0</b>	<b>0</b>	<b>0</b>	<b>0</b>	<b>3</b>	<b>0</b>	<b>0</b>	<b>0</b>	<b>0</b>	<b>0</b>	<b>0</b>	<b>0</b>	<b>0</b>	<b>6</b>	
Grand Total	1	120	2	0	123	0	0	0	0	0	0	111	1	0	112	1	0	2	0	3	238	
Approach %	0.8	97.6	1.6	0.0		0.0	0.0	0.0	0.0		0.0	99.1	0.9	0.0		33.3	0.0	66.7	0.0			
Total %	0.4	50.4	0.8	0.0	51.7	0.0	0.0	0.0	0.0	0.0	0.0	46.6	0.4	0.0	47.1	0.4	0.0	0.8	0.0	1.3		
Exiting Leg Total	113					2					121					2					238	

**AM Peak Hour Analysis from 07:00 AM to 10:00 AM begins at:**

	Centre Street					YMCA Driveway					Centre Street					Mt. Vernon Street					Total
	from North					from East					from South					from West					
	Right	Thru	Left	U-Turn	Total	Right	Thru	Left	U-Turn	Total	Right	Thru	Left	U-Turn	Total	Right	Thru	Left	U-Turn	Total	
9:45 AM	0	2	0	0	2	0	0	0	0	0	0	6	0	0	6	0	0	0	0	0	8
9:45 AM	0	8	0	0	8	0	0	0	0	0	0	2	0	0	2	1	0	0	0	1	11
10:00 AM	0	3	0	0	3	0	0	0	0	0	0	8	0	0	8	0	0	0	0	0	11
10:15 AM	0	6	0	0	6	0	0	0	0	0	0	3	0	0	3	0	0	0	0	0	9
10:30 AM	0	6	0	0	6	0	0	0	0	0	0	3	0	0	3	0	0	0	0	0	9
Total Volume	0	19	0	0	19	0	0	0	0	0	0	19	0	0	19	1	0	0	0	1	39
% Approach Total	0.0	100.0	0.0	0.0		0.0	0.0	0.0	0.0		0.0	100.0	0.0	0.0		100.0	0.0	0.0	0.0		
PHF	0.000	0.594	0.000	0.000	0.594	0.000	0.000	0.000	0.000	0.000	0.000	0.594	0.000	0.000	0.594	0.250	0.000	0.000	0.000	0.250	0.886
Entering Leg	0	19	0	0	19	0	0	0	0	0	0	19	0	0	19	1	0	0	0	1	39
Exiting Leg	19					0					20					0					39
Total	38					0					39					1					78

**MidDay Peak Hour Analysis from 10:00 AM to 2:00 PM begins at:**

	Centre Street					YMCA Driveway					Centre Street					Mt. Vernon Street					Total
	from North					from East					from South					from West					
	Right	Thru	Left	U-Turn	Total	Right	Thru	Left	U-Turn	Total	Right	Thru	Left	U-Turn	Total	Right	Thru	Left	U-Turn	Total	
10:00 AM	0	8	0	0	8	0	0	0	0	0	0	2	0	0	2	1	0	0	0	1	11
10:15 AM	0	3	0	0	3	0	0	0	0	0	0	8	0	0	8	0	0	0	0	0	11
10:30 AM	0	6	0	0	6	0	0	0	0	0	0	3	0	0	3	0	0	0	0	0	9
10:45 AM	0	1	0	0	1	0	0	0	0	0	0	0	0	0	0	0	0	0	0	0	1
Total Volume	0	18	0	0	18	0	0	0	0	0	0	13	0	0	13	1	0	0	0	1	32
% Approach Total	0.0	100.0	0.0	0.0		0.0	0.0	0.0	0.0		0.0	100.0	0.0	0.0		100.0	0.0	0.0	0.0		
PHF	0.000	0.563	0.000	0.000	0.563	0.000	0.000	0.000	0.000	0.000	0.000	0.406	0.000	0.000	0.406	0.250	0.000	0.000	0.000	0.250	0.727
Entering Leg	0	18	0	0	18	0	0	0	0	0	0	13	0	0	13	1	0	0	0	1	32
Exiting Leg	13					0					19					0					32
Total	31					0					32					1					64

**PM Peak Hour Analysis from 2:00 PM to 07:00 PM begins at:**

	Centre Street					YMCA Driveway					Centre Street					Mt. Vernon Street					Total
	from North					from East					from South					from West					
	Right	Thru	Left	U-Turn	Total	Right	Thru	Left	U-Turn	Total	Right	Thru	Left	U-Turn	Total	Right	Thru	Left	U-Turn	Total	
2:00 PM	0	6	0	0	6	0	0	0	0	0	0	2	0	0	2	0	0	0	0	0	8
2:15 PM	0	3	0	0	3	0	0	0	0	0	0	1	0	0	1	0	0	0	0	0	4
2:30 PM	0	2	0	0	2	0	0	0	0	0	0	4	0	0	4	0	0	0	0	0	6
2:45 PM	0	0	0	0	0	0	0	0	0	0	0	2	0	0	2	0	0	0	0	0	2
Total Volume	0	11	0	0	11	0	0	0	0	0	0	9	0	0	9	0	0	0	0	0	20
% Approach Total	0.0	100.0	0.0	0.0		0.0	0.0	0.0	0.0		0.0	100.0	0.0	0.0		0.0	0.0	0.0	0.0		
PHF	0.000	0.458	0.000	0.000	0.458	0.000	0.000	0.000	0.000	0.000	0.000	0.563	0.000	0.000	0.563	0.000	0.000	0.000	0.000	0.000	0.625
Entering Leg	0	11	0	0	11	0	0	0	0	0	0	9	0	0	9	0	0	0	0	0	20
Exiting Leg	9					0					11					0					20
Total	20					0					20					0					40



PDI File #: **229078 F**  
 Location: **N: Centre Street S: Centre Street**  
 Location: **E: YMCA Driveway W: Mt. Vernon Street**  
 City, State: **West Roxbury, MA**  
 Client: **Toole/T. Dennerlein**  
 Site Code: **6131 Task 2**  
 Count Date: **Thursday, January 12, 2023**  
 Start Time: **7:00 AM**  
 End Time: **7:00 PM**  
 Class:



**Articulated Trucks**

	Centre Street					YMCA Driveway					Centre Street					Mt. Vernon Street					Total
	from North					from East					from South					from West					
	Right	Thru	Left	U-Turn	Total	Right	Thru	Left	U-Turn	Total	Right	Thru	Left	U-Turn	Total	Right	Thru	Left	U-Turn	Total	
7:00 AM	0	0	0	0	0	0	0	0	0	0	0	0	0	0	0	0	0	0	0	0	0
7:15 AM	0	0	0	0	0	0	0	0	0	0	0	1	0	0	1	0	0	0	0	0	1
7:30 AM	0	0	0	0	0	0	0	0	0	0	0	3	0	0	3	0	0	0	0	0	3
7:45 AM	0	0	0	0	0	0	0	0	0	0	0	0	0	0	0	0	0	0	0	0	0
Total	0	0	0	0	0	0	0	0	0	0	0	4	0	0	4	0	0	0	0	0	4
8:00 AM	0	0	0	0	0	0	0	0	0	0	0	1	0	0	1	0	0	0	0	0	1
8:15 AM	0	0	0	0	0	0	0	0	0	0	0	0	0	0	0	0	0	0	0	0	0
8:30 AM	0	0	0	0	0	0	0	0	0	0	0	1	0	0	1	0	0	0	0	0	1
8:45 AM	0	3	0	0	3	0	0	0	0	0	0	1	0	0	1	0	0	0	0	0	4
Total	0	3	0	0	3	0	0	0	0	0	0	3	0	0	3	0	0	0	0	0	6
9:00 AM	0	0	0	0	0	0	0	0	0	0	0	2	0	0	2	0	0	0	0	0	2
9:15 AM	0	0	0	0	0	0	0	0	0	0	0	1	0	0	1	0	0	0	0	0	1
9:30 AM	0	0	0	0	0	0	0	0	0	0	0	0	0	0	0	0	0	0	0	0	0
9:45 AM	0	0	0	0	0	0	0	0	0	0	0	0	0	0	0	0	0	0	0	0	0
Total	0	0	0	0	0	0	0	0	0	0	0	3	0	0	3	0	0	0	0	0	3
10:00 AM	0	1	0	0	1	0	0	0	0	0	0	0	0	0	0	0	0	0	0	0	1
10:15 AM	0	0	0	0	0	0	0	0	0	0	0	0	0	0	0	0	0	0	0	0	0
10:30 AM	0	1	0	0	1	0	0	0	0	0	0	0	0	0	0	0	0	0	0	0	1
10:45 AM	0	0	0	0	0	0	0	0	0	0	0	0	0	0	0	0	0	0	0	0	0
Total	0	2	0	0	2	0	0	0	0	0	0	0	0	0	0	0	0	0	0	0	2
11:00 AM	0	0	0	0	0	0	0	0	0	0	0	0	0	0	0	0	0	0	0	0	0
11:15 AM	0	0	0	0	0	0	0	0	0	0	0	0	0	0	0	0	0	0	0	0	0
11:30 AM	0	0	0	0	0	0	0	0	0	0	0	0	0	0	0	0	0	0	0	0	0
11:45 AM	0	1	0	0	1	0	0	0	0	0	0	0	0	0	0	0	0	0	0	0	1
Total	0	1	0	0	1	0	0	0	0	0	0	0	0	0	0	0	0	0	0	0	1
12:00 PM	0	1	0	0	1	0	0	0	0	0	0	0	0	0	0	0	0	0	0	0	1
12:15 PM	0	0	0	0	0	0	0	0	0	0	0	0	0	0	0	0	0	0	0	0	0
12:30 PM	0	0	0	0	0	0	0	0	0	0	0	0	0	0	0	0	0	0	0	0	0
12:45 PM	0	0	0	0	0	0	0	0	0	0	0	0	0	0	0	0	0	0	0	0	0
Total	0	1	0	0	1	0	0	0	0	0	0	0	0	0	0	0	0	0	0	0	1
1:00 PM	0	0	0	0	0	0	0	0	0	0	0	0	0	0	0	0	0	0	0	0	0
1:15 PM	0	0	0	0	0	0	0	0	0	0	0	0	0	0	0	0	0	0	0	0	0
1:30 PM	0	0	0	0	0	0	0	0	0	0	0	0	0	0	0	0	0	0	0	0	0
1:45 PM	0	0	0	0	0	0	0	0	0	0	0	0	0	0	0	0	0	0	0	0	0
Total	0	0	0	0	0	0	0	0	0	0	0	0	0	0	0	0	0	0	0	0	0
2:00 PM	0	0	0	0	0	0	0	0	0	0	0	0	0	0	0	0	0	0	0	0	0
2:15 PM	0	0	0	0	0	0	0	0	0	0	0	0	0	0	0	0	0	0	0	0	0
2:30 PM	0	1	0	0	1	0	0	0	0	0	0	0	0	0	0	0	0	0	0	0	1
2:45 PM	0	1	0	0	1	0	0	0	0	0	0	0	0	0	0	0	0	0	0	0	1
Total	0	2	0	0	2	0	0	0	0	0	0	0	0	0	0	0	0	0	0	0	2
3:00 PM	0	0	0	0	0	0	0	0	0	0	0	0	0	0	0	0	0	0	0	0	0
3:15 PM	0	0	0	0	0	0	0	0	0	0	0	1	0	0	1	0	0	0	0	0	1
3:30 PM	0	1	0	0	1	0	0	0	0	0	0	0	0	0	0	0	0	0	0	0	1
3:45 PM	0	0	0	0	0	0	0	0	0	0	0	1	0	0	1	0	0	0	0	0	1
Total	0	1	0	0	1	0	0	0	0	0	0	2	0	0	2	0	0	0	0	0	3
4:00 PM	0	0	0	0	0	0	0	0	0	0	0	1	0	0	1	0	0	0	0	0	1
4:15 PM	0	0	0	0	0	0	0	0	0	0	0	0	0	0	0	0	0	0	0	0	0
4:30 PM	0	1	0	0	1	0	0	0	0	0	0	0	0	0	0	0	0	0	0	0	1
4:45 PM	0	0	0	0	0	0	0	0	0	0	0	0	0	0	0	0	0	0	0	0	0
Total	0	1	0	0	1	0	0	0	0	0	0	1	0	0	1	0	0	0	0	0	2
5:00 PM	0	1	0	0	1	0	0	0	0	0	0	0	0	0	0	0	0	0	0	0	1
5:15 PM	0	0	0	0	0	0	0	0	0	0	0	0	0	0	0	0	0	0	0	0	0
5:30 PM	0	0	0	0	0	0	0	0	0	0	0	0	0	0	0	0	0	0	0	0	0
5:45 PM	0	0	0	0	0	0	0	0	0	0	0	0	0	0	0	0	0	0	0	0	0
Total	0	1	0	0	1	0	0	0	0	0	0	0	0	0	0	0	0	0	0	0	1
6:00 PM	0	0	0	0	0	0	0	0	0	0	0	0	0	0	0	0	0	0	0	0	0
6:15 PM	0	0	0	0	0	0	0	0	0	0	0	0	0	0	0	0	0	0	0	0	0

PDI File #: **229078 F**  
 Location: **N: Centre Street S: Centre Street**  
 Location: **E: YMCA Driveway W: Mt. Vernon Street**  
 City, State: **West Roxbury, MA**  
 Client: **Toole/T. Dennerlein**  
 Site Code: **6131 Task 2**  
 Count Date: **Thursday, January 12, 2023**  
 Start Time: **7:00 AM**  
 End Time: **7:00 PM**  
 Class: **Articulated Trucks**



**Articulated Trucks**

	Centre Street					YMCA Driveway					Centre Street					Mt. Vernon Street					Total
	from North					from East					from South					from West					
	Right	Thru	Left	U-Turn	Total	Right	Thru	Left	U-Turn	Total	Right	Thru	Left	U-Turn	Total	Right	Thru	Left	U-Turn	Total	
6:30 PM	0	0	0	0	0	0	0	0	0	0	0	0	0	0	0	0	0	0	0	0	0
6:45 PM	0	0	0	0	0	0	0	0	0	0	0	0	0	0	0	0	0	0	0	0	0
<b>Total</b>	0	0	0	0	0	0	0	0	0	0	0	0	0	0	0	0	0	0	0	0	0
<b>Grand Total</b>	0	12	0	0	12	0	0	0	0	0	0	13	0	0	13	0	0	0	0	0	25
<b>Approach %</b>	0.0	100.0	0.0	0.0		0.0	0.0	0.0	0.0		0.0	100.0	0.0	0.0		0.0	0.0	0.0	0.0		
<b>Total %</b>	0.0	48.0	0.0	0.0	48.0	0.0	0.0	0.0	0.0	0.0	0.0	52.0	0.0	0.0	52.0	0.0	0.0	0.0	0.0	0.0	
<b>Exiting Leg Total</b>	13					0					12					0					25

**AM Peak Hour Analysis from 07:00 AM to 10:00 AM begins at:**

	Centre Street					YMCA Driveway					Centre Street					Mt. Vernon Street					Total
	from North					from East					from South					from West					
	Right	Thru	Left	U-Turn	Total	Right	Thru	Left	U-Turn	Total	Right	Thru	Left	U-Turn	Total	Right	Thru	Left	U-Turn	Total	
8:30 AM	0	0	0	0	0	0	0	0	0	0	0	1	0	0	1	0	0	0	0	0	1
8:45 AM	0	3	0	0	3	0	0	0	0	0	0	1	0	0	1	0	0	0	0	0	4
9:00 AM	0	0	0	0	0	0	0	0	0	0	0	2	0	0	2	0	0	0	0	0	2
9:15 AM	0	0	0	0	0	0	0	0	0	0	0	1	0	0	1	0	0	0	0	0	1
<b>Total Volume</b>	0	3	0	0	3	0	0	0	0	0	0	5	0	0	5	0	0	0	0	0	8
<b>% Approach Total</b>	0.0	100.0	0.0	0.0		0.0	0.0	0.0	0.0		0.0	100.0	0.0	0.0		0.0	0.0	0.0	0.0		
<b>PHF</b>	0.000	0.250	0.000	0.000	0.250	0.000	0.000	0.000	0.000	0.000	0.000	0.625	0.000	0.000	0.625	0.000	0.000	0.000	0.000	0.000	0.500
<b>Entering Leg</b>	0	3	0	0	3	0	0	0	0	0	0	5	0	0	5	0	0	0	0	0	8
<b>Exiting Leg</b>	5					0					3					0					8
<b>Total</b>	8					0					8					0					16

**MidDay Peak Hour Analysis from 10:00 AM to 2:00 PM begins at:**

	Centre Street					YMCA Driveway					Centre Street					Mt. Vernon Street					Total
	from North					from East					from South					from West					
	Right	Thru	Left	U-Turn	Total	Right	Thru	Left	U-Turn	Total	Right	Thru	Left	U-Turn	Total	Right	Thru	Left	U-Turn	Total	
10:00 AM	0	1	0	0	1	0	0	0	0	0	0	0	0	0	0	0	0	0	0	0	1
10:15 AM	0	0	0	0	0	0	0	0	0	0	0	0	0	0	0	0	0	0	0	0	0
10:30 AM	0	1	0	0	1	0	0	0	0	0	0	0	0	0	0	0	0	0	0	0	1
10:45 AM	0	0	0	0	0	0	0	0	0	0	0	0	0	0	0	0	0	0	0	0	0
<b>Total Volume</b>	0	2	0	0	2	0	0	0	0	0	0	0	0	0	0	0	0	0	0	0	2
<b>% Approach Total</b>	0.0	100.0	0.0	0.0		0.0	0.0	0.0	0.0		0.0	0.0	0.0	0.0		0.0	0.0	0.0	0.0		
<b>PHF</b>	0.000	0.500	0.000	0.000	0.500	0.000	0.000	0.000	0.000	0.000	0.000	0.000	0.000	0.000	0.000	0.000	0.000	0.000	0.000	0.000	0.500
<b>Entering Leg</b>	0	2	0	0	2	0	0	0	0	0	0	0	0	0	0	0	0	0	0	0	2
<b>Exiting Leg</b>	0					0					2					0					2
<b>Total</b>	2					0					2					0					4

**PM Peak Hour Analysis from 2:00 PM to 07:00 PM begins at:**

	Centre Street					YMCA Driveway					Centre Street					Mt. Vernon Street					Total
	from North					from East					from South					from West					
	Right	Thru	Left	U-Turn	Total	Right	Thru	Left	U-Turn	Total	Right	Thru	Left	U-Turn	Total	Right	Thru	Left	U-Turn	Total	
3:15 PM	0	0	0	0	0	0	0	0	0	0	0	1	0	0	1	0	0	0	0	0	1
3:30 PM	0	1	0	0	1	0	0	0	0	0	0	0	0	0	0	0	0	0	0	0	1
3:45 PM	0	0	0	0	0	0	0	0	0	0	0	1	0	0	1	0	0	0	0	0	1
4:00 PM	0	0	0	0	0	0	0	0	0	0	0	1	0	0	1	0	0	0	0	0	1
<b>Total Volume</b>	0	1	0	0	1	0	0	0	0	0	0	3	0	0	3	0	0	0	0	0	4
<b>% Approach Total</b>	0.0	100.0	0.0	0.0		0.0	0.0	0.0	0.0		0.0	100.0	0.0	0.0		0.0	0.0	0.0	0.0		
<b>PHF</b>	0.000	0.250	0.000	0.000	0.250	0.000	0.000	0.000	0.000	0.000	0.000	0.750	0.000	0.000	0.750	0.000	0.000	0.000	0.000	0.000	1.000
<b>Entering Leg</b>	0	1	0	0	1	0	0	0	0	0	0	3	0	0	3	0	0	0	0	0	4
<b>Exiting Leg</b>	3					0					1					0					4
<b>Total</b>	4					0					4					0					8

PDI File #: **229078 F**  
Location: **N: Centre Street S: Centre Street**  
Location: **E: YMCA Driveway W: Mt. Vernon Street**  
City, State: **West Roxbury, MA**  
Client: **Toole/T. Dennerlein**  
Site Code: **6131 Task 2**  
Count Date: **Thursday, January 12, 2023**  
Start Time: **7:00 AM**  
End Time: **7:00 PM**  
Class:



**Bicycles (on Roadway and Crosswalks)**

	Centre Street							YMCA Driveway							Centre Street							Mt. Vernon Street							Total
	from North							from East							from South							from West							
	Right	Thru	Left	U-Turn	CW-EB	CW-WB	Total	Right	Thru	Left	U-Turn	CW-SB	CW-NB	Total	Right	Thru	Left	U-Turn	CW-WB	CW-EB	Total	Right	Thru	Left	U-Turn	CW-NB	CW-SB	Total	
7:00 AM	0	1	0	0	0	0	1	0	0	0	0	0	0	0	0	0	0	0	0	0	0	0	0	0	0	0	0	1	
7:15 AM	0	0	0	0	0	0	0	0	0	0	0	0	0	0	0	0	0	0	0	0	0	0	0	0	0	0	0	0	
7:30 AM	0	0	0	0	1	0	1	0	0	0	0	0	0	0	0	0	0	0	0	0	0	0	0	0	0	0	0	1	
7:45 AM	0	0	0	0	0	0	0	0	0	0	0	0	0	0	0	0	0	0	0	0	0	0	0	0	0	0	0	0	
<b>Total</b>	0	1	0	0	1	0	2	0	0	0	0	0	0	0	0	0	0	0	0	0	0	0	0	0	0	0	0	2	
8:00 AM	0	0	0	0	0	0	0	0	0	0	0	0	0	0	0	0	0	0	0	0	0	0	0	0	0	0	0	0	
8:15 AM	0	0	0	0	0	0	0	0	0	0	0	1	1	0	0	0	0	0	0	0	0	0	0	0	0	0	0	1	
8:30 AM	0	0	0	0	0	0	0	0	0	0	0	0	0	0	0	0	0	0	0	0	0	0	0	0	0	0	0	0	
8:45 AM	0	0	0	0	0	0	0	0	0	0	0	0	0	0	0	0	0	0	0	0	0	0	0	0	0	0	0	0	
<b>Total</b>	0	0	0	0	0	0	0	0	0	0	0	1	1	0	0	0	0	0	0	0	0	0	0	0	0	0	0	1	
9:00 AM	0	0	0	0	0	0	0	0	0	0	0	0	0	0	0	0	0	0	0	0	0	0	0	0	0	0	0	0	
9:15 AM	0	0	0	0	0	0	0	0	0	0	0	0	0	0	0	0	0	0	0	0	0	0	0	0	0	0	0	0	
9:30 AM	0	0	0	0	0	0	0	0	0	0	0	0	0	0	0	0	0	0	0	0	0	0	0	0	0	0	0	0	
9:45 AM	0	0	0	0	0	0	0	0	0	0	0	0	0	0	0	0	0	0	0	0	0	0	0	0	0	0	0	0	
<b>Total</b>	0	0	0	0	0	0	0	0	0	0	0	0	0	0	0	0	0	0	0	0	0	0	0	0	0	0	0	0	
10:00 AM	0	0	0	0	0	0	0	0	0	0	0	0	0	0	0	0	0	0	0	0	0	0	0	0	0	0	0	0	
10:15 AM	0	0	0	0	0	0	0	0	0	0	0	0	0	0	0	0	0	0	0	0	0	0	0	0	0	0	0	0	
10:30 AM	0	0	0	0	0	0	0	0	0	0	2	0	2	0	0	0	0	0	0	0	0	0	0	0	0	0	0	2	
10:45 AM	0	0	0	0	0	0	0	0	0	0	0	0	0	0	0	0	0	0	0	0	0	0	0	0	0	0	0	0	
<b>Total</b>	0	0	0	0	0	0	0	0	0	0	2	0	2	0	0	0	0	0	0	0	0	0	0	0	0	0	0	2	
11:00 AM	0	0	0	0	0	0	0	0	0	0	0	0	0	0	0	0	0	0	0	0	0	0	0	0	0	0	0	0	
11:15 AM	0	0	0	0	0	0	0	0	0	0	0	0	0	0	0	0	0	0	0	0	0	0	0	0	0	0	0	0	
11:30 AM	0	0	0	0	0	0	0	0	0	0	0	0	0	0	0	0	0	0	0	0	0	0	0	0	0	0	0	0	
11:45 AM	0	0	0	0	0	0	0	0	0	0	0	0	0	0	0	0	0	0	0	0	0	0	0	0	0	0	0	0	
<b>Total</b>	0	0	0	0	0	0	0	0	0	0	0	0	0	0	0	0	0	0	0	0	0	0	0	0	0	0	0	0	
12:00 PM	0	0	0	0	0	0	0	0	0	0	0	0	0	0	0	0	0	0	0	0	0	0	0	0	0	0	0	0	
12:15 PM	0	0	0	0	0	0	0	0	0	0	0	0	0	0	0	0	0	0	0	0	0	0	0	0	1	1	1	1	
12:30 PM	0	0	0	0	0	0	0	0	0	0	0	0	0	0	0	0	0	0	0	0	0	0	0	0	0	0	0	0	
12:45 PM	0	0	0	0	0	0	0	0	0	0	0	0	0	0	0	0	0	0	0	0	0	0	0	0	0	0	0	0	
<b>Total</b>	0	0	0	0	0	0	0	0	0	0	0	0	0	0	0	0	0	0	0	0	0	0	0	0	1	1	1	1	
1:00 PM	0	0	0	0	0	0	0	0	0	0	0	0	0	0	0	0	0	0	0	0	0	0	0	0	0	0	0	0	
1:15 PM	0	0	0	0	0	0	0	0	0	0	0	0	0	0	0	0	0	0	0	0	0	0	0	0	0	0	0	0	
1:30 PM	0	0	0	0	0	0	0	0	0	0	0	0	0	0	0	0	0	0	0	0	0	0	0	0	0	0	0	0	
1:45 PM	0	0	0	0	0	0	0	0	0	0	0	0	0	0	0	0	0	0	0	0	0	0	0	2	0	0	2	2	
<b>Total</b>	0	0	0	0	0	0	0	0	0	0	0	0	0	0	0	0	0	0	0	0	0	0	0	2	0	0	2	2	
2:00 PM	0	0	0	0	0	0	0	0	0	0	0	0	0	0	0	0	0	0	0	0	0	0	0	0	0	0	0	0	
2:15 PM	0	0	0	0	0	0	0	0	0	0	0	0	0	0	0	0	0	0	0	0	0	0	0	0	0	0	0	0	
2:30 PM	0	0	0	0	0	0	0	0	0	0	0	0	0	0	0	0	0	0	0	0	0	0	0	0	0	0	0	0	
2:45 PM	0	0	0	0	0	0	0	0	0	0	0	0	0	0	0	0	0	0	0	0	0	0	0	0	0	0	0	0	
<b>Total</b>	0	0	0	0	0	0	0	0	0	0	0	0	0	0	0	0	0	0	0	0	0	0	0	0	0	0	0	0	
3:00 PM	0	0	0	0	0	0	0	0	0	0	0	0	0	0	0	0	0	0	0	0	0	0	0	0	0	0	0	0	
3:15 PM	0	0	0	0	0	0	0	0	0	0	0	0	0	0	1	0	0	0	0	0	1	0	0	0	0	0	0	1	
3:30 PM	0	1	0	0	0	0	1	0	0	0	0	0	0	0	0	0	0	0	0	0	0	0	0	0	0	0	0	1	
3:45 PM	0	0	0	0	0	0	0	0	0	0	0	0	0	0	0	0	0	0	0	0	0	0	0	0	0	0	0	0	
<b>Total</b>	0	1	0	0	0	0	1	0	0	0	0	0	0	0	1	0	0	0	0	1	0	0	0	0	0	0	0	2	
4:00 PM	0	1	0	0	0	0	1	0	0	0	0	0	0	0	1	0	0	0	0	0	1	0	0	0	0	0	0	2	
4:15 PM	0	0	0	0	0	0	0	0	0	0	0	0	0	0	0	0	0	0	0	0	0	0	0	0	0	0	0	0	
4:30 PM	0	0	0	0	0	0	0	0	0	0	0	0	0	0	0	0	0	0	0	0	0	0	0	0	0	0	0	0	
4:45 PM	0	0	0	0	0	0	0	0	0	0	0	0	0	0	0	0	0	0	0	0	0	0	0	0	0	0	0	0	
<b>Total</b>	0	1	0	0	0	0	1	0	0	0	0	0	0	0	1	0	0	0	0	1	0	0	0	0	0	0	0	2	
5:00 PM	0	0	0	0	0	0	0	0	0	0	0	0	0	0	0	0	0	0	0	0	0	0	0	0	0	0	0	0	
5:15 PM	0	0	0	0	0	0	0	0	0	0	0	0	0	0	0	0	0	0	0	0	0	0	0	0	0	0	0	0	
5:30 PM	0	0	0	0	0	0	0	0	0	0	0	0	0	0	0	0	0	0	0	0	0	0	0	0	0	0	0	0	
5:45 PM	0	0	0	0	0	0	0	0	0	0	0	0	0	0	0	0	0	0	0	0	0	0	0	0	0	0	0	0	
<b>Total</b>	0	0	0	0	0	0	0	0	0	0	0	0	0	0	0	0	0	0	0	0	0	0	0	0	0	0	0	0	
6:00 PM	0	0	0	0	0	0	0	0	0	0	0	0	0	0	0	0	0	0	0	0	0	0	0	0	0	0	0	0	
6:15 PM	0	0	0	0	0	0	0	0	0	0	0	0	0	0	0	0	0	0	0	0	0	0	0	0	0	0	0	0	

PDI File #: 229078 F  
Location: N: Centre Street S: Centre Street  
Location: E: YMCA Driveway W: Mt. Vernon Street  
City, State: West Roxbury, MA  
Client: Toole/T. Dennerlein  
Site Code: 6131 Task 2  
Count Date: Thursday, January 12, 2023  
Start Time: 7:00 AM  
End Time: 7:00 PM  
Class:



Bicycles (on Roadway and Crosswalks)

	Centre Street							YMCA Driveway							Centre Street							Mt. Vernon Street							Total	
	from North							from East							from South							from West								
	Right	Thru	Left	U-Turn	CW-EB	CW-WB	Total	Right	Thru	Left	U-Turn	CW-SB	CW-NB	Total	Right	Thru	Left	U-Turn	CW-WB	CW-EB	Total	Right	Thru	Left	U-Turn	CW-NB	CW-SB	Total		
6:30 PM	0	0	0	0	0	0	0	0	0	0	0	0	0	0	0	0	0	0	0	0	0	0	0	0	0	0	0	0	0	
6:45 PM	0	0	0	0	0	0	0	0	0	0	0	0	0	0	0	0	0	0	0	0	0	0	0	0	0	0	0	0	0	
Total	0	0	0	0	0	0	0	0	0	0	0	0	0	0	0	0	0	0	0	0	0	0	0	0	0	0	0	0	0	
Grand Total	0	3	0	0	1	0	4	0	0	0	0	2	1	3	0	2	0	0	0	0	0	2	0	0	2	0	0	1	3	12
Approach %	0.0	75.0	0.0	0.0	25.0	0.0		0.0	0.0	0.0	0.0	66.7	33.3		0.0	100.0	0.0	0.0	0.0	0.0		0.0	0.0	66.7	0.0	0.0	33.3			
Total %	0.0	25.0	0.0	0.0	8.3	0.0	33.3	0.0	0.0	0.0	0.0	16.7	8.3	25.0	0.0	16.7	0.0	0.0	0.0	0.0	16.7	0.0	0.0	16.7	0.0	0.0	8.3	25.0		
Exiting Leg Total							5							3							3						1		12	

AM Peak Hour Analysis from 07:00 AM to 10:00 AM begins at:

	Centre Street							YMCA Driveway							Centre Street							Mt. Vernon Street							Total
	from North							from East							from South							from West							
	Right	Thru	Left	U-Turn	CW-EB	CW-WB	Total	Right	Thru	Left	U-Turn	CW-SB	CW-NB	Total	Right	Thru	Left	U-Turn	CW-WB	CW-EB	Total	Right	Thru	Left	U-Turn	CW-NB	CW-SB	Total	
7:00 AM	0	1	0	0	0	0	1	0	0	0	0	0	0	0	0	0	0	0	0	0	0	0	0	0	0	0	0	0	1
7:15 AM	0	0	0	0	0	0	0	0	0	0	0	0	0	0	0	0	0	0	0	0	0	0	0	0	0	0	0	0	0
7:30 AM	0	0	0	0	1	0	1	0	0	0	0	0	0	0	0	0	0	0	0	0	0	0	0	0	0	0	0	0	1
7:45 AM	0	0	0	0	0	0	0	0	0	0	0	0	0	0	0	0	0	0	0	0	0	0	0	0	0	0	0	0	0
Total Volume	0	1	0	0	1	0	2	0	0	0	0	0	0	0	0	0	0	0	0	0	0	0	0	0	0	0	0	0	2
% Approach Total	0.0	50.0	0.0	0.0	50.0	0.0		0.0	0.0	0.0	0.0	0.0	0.0		0.0	0.0	0.0	0.0	0.0	0.0		0.0	0.0	0.0	0.0	0.0	0.0		
PHF	0.000	0.250	0.000	0.000	0.250	0.000	0.500	0.000	0.000	0.000	0.000	0.000	0.000	0.000	0.000	0.000	0.000	0.000	0.000	0.000	0.000	0.000	0.000	0.000	0.000	0.000	0.000	0.000	0.500
Entering Leg	0	1	0	0	1	0	2	0	0	0	0	0	0	0	0	0	0	0	0	0	0	0	0	0	0	0	0	2	
Exiting Leg							1							0							1						0	2	
Total							3						0								1					0		4	

MidDay Peak Hour Analysis from 10:00 AM to 2:00 PM begins at:

	Centre Street							YMCA Driveway							Centre Street							Mt. Vernon Street							Total
	from North							from East							from South							from West							
	Right	Thru	Left	U-Turn	CW-EB	CW-WB	Total	Right	Thru	Left	U-Turn	CW-SB	CW-NB	Total	Right	Thru	Left	U-Turn	CW-WB	CW-EB	Total	Right	Thru	Left	U-Turn	CW-NB	CW-SB	Total	
10:00 AM	0	0	0	0	0	0	0	0	0	0	0	0	0	0	0	0	0	0	0	0	0	0	0	0	0	0	0	0	0
10:15 AM	0	0	0	0	0	0	0	0	0	0	0	0	0	0	0	0	0	0	0	0	0	0	0	0	0	0	0	0	0
10:30 AM	0	0	0	0	0	0	0	0	0	0	0	2	0	2	0	0	0	0	0	0	0	0	0	0	0	0	0	0	2
10:45 AM	0	0	0	0	0	0	0	0	0	0	0	0	0	0	0	0	0	0	0	0	0	0	0	0	0	0	0	0	0
Total Volume	0	0	0	0	0	0	0	0	0	0	0	2	0	2	0	0	0	0	0	0	0	0	0	0	0	0	0	0	2
% Approach Total	0.0	0.0	0.0	0.0	0.0	0.0		0.0	0.0	0.0	0.0	100.0	0.0		0.0	0.0	0.0	0.0	0.0	0.0		0.0	0.0	0.0	0.0	0.0	0.0		
PHF	0.000	0.000	0.000	0.000	0.000	0.000	0.000	0.000	0.000	0.000	0.250	0.000	0.250	0.000	0.000	0.000	0.000	0.000	0.000	0.000	0.000	0.000	0.000	0.000	0.000	0.000	0.000	0.000	0.250
Entering Leg	0	0	0	0	0	0	0	0	0	0	0	2	0	2	0	0	0	0	0	0	0	0	0	0	0	0	0	2	
Exiting Leg							0						2								0						0	2	
Total							0					4		0							0						0	4	

PM Peak Hour Analysis from 2:00 PM to 07:00 PM begins at:

	Centre Street							YMCA Driveway							Centre Street							Mt. Vernon Street							Total
	from North							from East							from South							from West							
	Right	Thru	Left	U-Turn	CW-EB	CW-WB	Total	Right	Thru	Left	U-Turn	CW-SB	CW-NB	Total	Right	Thru	Left	U-Turn	CW-WB	CW-EB	Total	Right	Thru	Left	U-Turn	CW-NB	CW-SB	Total	
3:15 PM	0	0	0	0	0	0	0	0	0	0	0	0	0	0	0	1	0	0	0	0	0	0	0	0	0	0	0	0	1
3:30 PM	0	1	0	0	0	0	1	0	0	0	0	0	0	0	0	0	0	0	0	0	0	0	0	0	0	0	0	0	1
3:45 PM	0	0	0	0	0	0	0	0	0	0	0	0	0	0	0	0	0	0	0	0	0	0	0	0	0	0	0	0	0
4:00 PM	0	1	0	0	0	0	1	0	0	0	0	0	0	0	0	1	0	0	0	0	0	0	0	0	0	0	0	0	2
Total Volume	0	2	0	0	0	0	2	0	0	0	0	0	0	0	0	2	0	0	0	0	0	0	0	0	0	0	0	0	4
% Approach Total	0.0	100.0	0.0	0.0	0.0	0.0		0.0	0.0	0.0	0.0	0.0	0.0		0.0	100.0	0.0	0.0	0.0	0.0		0.0	0.0	0.0	0.0	0.0	0.0		
PHF	0.000	0.500	0.000	0.000	0.000	0.000	0.500	0.000	0.000	0.000	0.000	0.000	0.000	0.000	0.000	0.500	0.000	0.000	0.000	0.000	0.000	0.000	0.000	0.000	0.000	0.000	0.000	0.000	0.500
Entering Leg	0	2	0	0	0	0	2	0	0	0	0	0	0	0	0	2	0	0	0	0	0	0	0	0	0	0	0	4	
Exiting Leg							2							0							2						0	4	
Total							4						0								4						0	8	

PDI File #: 229078 F  
Location: N: Centre Street S: Centre Street  
Location: E: YMCA Driveway W: Mt. Vernon Street  
City, State: West Roxbury, MA  
Client: Toole/T. Dennerlein  
Site Code: 6131 Task 2  
Count Date: Thursday, January 12, 2023  
Start Time: 7:00 AM  
End Time: 7:00 PM  
Class:



Pedestrians

	Centre Street							YMCA Driveway							Centre Street							Mt. Vernon Street							Total
	from North							from East							from South							from West							
	Right	Thru	Left	U-Turn	CW-EB	CW-WB	Total	Right	Thru	Left	U-Turn	CW-SB	CW-NB	Total	Right	Thru	Left	U-Turn	CW-WB	CW-EB	Total	Right	Thru	Left	U-Turn	CW-NB	CW-SB	Total	
7:00 AM	0	0	0	0	0	0	0	0	0	0	0	3	2	5	0	0	0	0	1	0	1	0	0	0	0	0	0	6	
7:15 AM	0	0	0	0	0	0	0	0	0	0	0	4	2	6	0	0	0	0	0	1	1	0	0	0	0	0	1	8	
7:30 AM	0	0	0	0	1	0	1	0	0	0	0	4	0	4	0	0	0	0	0	1	1	0	0	0	0	0	1	7	
7:45 AM	0	0	0	0	1	0	1	0	0	0	0	2	0	2	0	0	0	0	0	2	2	0	0	0	0	0	1	6	
Total	0	0	0	0	2	0	2	0	0	0	0	13	4	17	0	0	0	0	1	4	5	0	0	0	0	0	3	27	
8:00 AM	0	0	0	0	0	0	0	0	0	0	0	4	6	10	0	0	0	0	0	0	0	0	0	0	0	0	0	10	
8:15 AM	0	0	0	0	0	0	0	0	0	0	0	3	1	4	0	0	0	0	0	0	0	0	0	0	0	0	3	7	
8:30 AM	0	0	0	0	0	0	0	0	0	0	0	5	2	7	0	0	0	0	0	0	0	0	0	0	0	0	0	7	
8:45 AM	0	0	0	0	0	0	0	0	0	0	0	3	3	6	0	0	0	0	0	0	0	0	0	0	0	1	2	9	
Total	0	0	0	0	0	0	0	0	0	0	0	15	12	27	0	0	0	0	0	0	0	0	0	0	0	1	5	33	
9:00 AM	0	0	0	0	0	0	0	0	0	0	1	13	14	0	0	0	0	0	0	0	0	0	0	0	1	2	3	17	
9:15 AM	0	0	0	0	0	0	0	0	0	0	7	5	12	0	0	0	0	0	0	0	0	0	0	0	1	2	3	15	
9:30 AM	0	0	0	0	0	0	0	0	0	0	1	2	3	0	0	0	0	0	0	0	0	0	0	0	1	2	3	6	
9:45 AM	0	0	0	0	0	0	0	0	0	0	0	0	0	0	0	0	0	0	0	0	0	0	0	0	0	3	0	3	3
Total	0	0	0	0	0	0	0	0	0	0	9	20	29	0	0	0	0	0	0	0	0	0	0	0	6	6	12	41	
10:00 AM	0	0	0	0	0	0	0	0	0	0	5	4	9	0	0	0	0	0	0	0	0	0	0	0	1	1	2	11	
10:15 AM	0	0	0	0	0	0	0	0	0	0	0	1	1	1	0	0	0	0	0	0	0	0	0	0	0	0	2	3	3
10:30 AM	0	0	0	0	0	0	0	0	0	0	2	3	5	0	0	0	0	0	0	0	0	0	0	0	4	2	6	11	
10:45 AM	0	0	0	0	1	0	1	0	0	0	1	2	3	0	0	0	0	0	0	0	0	0	0	0	0	4	4	8	
Total	0	0	0	0	1	0	1	0	0	0	8	10	18	0	0	0	0	0	0	0	0	0	0	0	5	9	14	33	
11:00 AM	0	0	0	0	0	0	0	0	0	0	0	1	1	1	0	0	0	0	0	0	0	0	0	0	3	0	3	4	
11:15 AM	0	0	0	0	0	1	1	0	0	0	0	1	1	1	0	0	0	0	0	0	0	0	0	0	7	1	8	10	
11:30 AM	0	0	0	0	0	0	0	0	0	0	0	0	0	0	0	0	0	0	0	0	0	0	0	0	2	2	4	4	
11:45 AM	0	0	0	0	0	0	0	0	0	0	4	2	6	0	0	0	0	0	0	0	0	0	0	0	1	1	2	8	
Total	0	0	0	0	0	1	1	0	0	0	4	4	8	0	0	0	0	0	0	0	0	0	0	0	13	4	17	26	
12:00 PM	0	0	0	0	0	0	0	0	0	0	0	0	0	0	0	0	0	0	0	0	0	0	0	0	4	4	4	4	
12:15 PM	0	0	0	0	0	0	0	0	0	0	1	2	3	0	0	0	0	0	0	0	0	0	0	0	1	2	3	6	
12:30 PM	0	0	0	0	0	0	0	0	0	0	0	1	1	1	0	0	0	0	0	0	0	0	0	0	0	2	2	3	
12:45 PM	0	0	0	0	1	0	1	0	0	0	2	0	2	0	0	0	0	0	0	0	0	0	0	0	1	1	2	5	
Total	0	0	0	0	1	0	1	0	0	0	3	3	6	0	0	0	0	0	0	0	0	0	0	0	2	9	11	18	
1:00 PM	0	0	0	0	0	1	1	0	0	0	1	0	1	0	0	0	0	0	0	0	0	0	0	0	7	4	11	13	
1:15 PM	0	0	0	0	1	2	3	0	0	0	0	0	0	0	0	0	0	0	0	0	0	0	0	0	2	2	4	7	
1:30 PM	0	0	0	0	0	1	1	0	0	0	0	1	1	1	0	0	0	0	0	0	0	0	0	0	3	7	10	12	
1:45 PM	0	0	0	0	0	0	0	0	0	0	2	2	4	0	0	0	0	0	0	0	0	0	0	0	2	2	6	6	
Total	0	0	0	0	1	4	5	0	0	0	3	3	6	0	0	0	0	0	0	0	0	0	0	0	12	15	27	38	
2:00 PM	0	0	0	0	1	0	1	0	0	0	0	0	0	0	0	0	0	0	0	0	0	0	0	1	2	3	4	4	
2:15 PM	0	0	0	0	0	0	0	0	0	0	1	1	2	0	0	0	0	0	1	1	0	0	0	0	0	1	1	4	
2:30 PM	0	0	0	0	0	0	0	0	0	0	0	2	2	0	0	0	0	0	2	2	0	0	0	0	3	2	5	9	
2:45 PM	0	0	0	0	0	1	1	0	0	0	1	0	1	0	0	0	0	2	0	2	0	0	0	0	6	1	7	11	
Total	0	0	0	0	1	1	2	0	0	0	2	3	5	0	0	0	0	2	3	5	0	0	0	0	10	6	16	28	
3:00 PM	0	0	0	0	0	0	0	0	0	0	3	3	0	0	0	0	0	0	0	0	0	0	0	7	4	11	14		
3:15 PM	0	0	0	0	0	0	0	0	0	0	23	5	28	0	0	0	0	0	0	0	0	0	0	3	22	25	53		
3:30 PM	0	0	0	0	0	0	0	0	0	0	5	4	9	0	0	0	0	0	0	0	0	0	0	6	5	11	20		
3:45 PM	0	0	0	0	0	0	0	0	0	0	1	1	1	0	0	0	0	0	0	0	0	0	0	5	2	7	8		
Total	0	0	0	0	0	0	0	0	0	0	28	13	41	0	0	0	0	0	0	0	0	0	0	21	33	54	95		
4:00 PM	0	0	0	0	0	0	0	0	0	0	2	0	2	0	0	0	0	0	0	0	0	0	0	2	2	4	6		
4:15 PM	0	0	0	0	0	0	0	0	0	0	0	5	5	0	0	0	0	0	0	0	0	0	0	4	0	4	9		
4:30 PM	0	0	0	0	0	0	0	0	0	0	5	1	6	0	0	0	0	0	0	0	0	0	0	5	1	6	12		
4:45 PM	0	0	0	0	0	1	1	0	0	0	2	3	5	0	0	0	0	0	0	0	0	0	0	1	4	5	11		
Total	0	0	0	0	0	1	1	0	0	0	9	9	18	0	0	0	0	0	0	0	0	0	0	12	7	19	38		
5:00 PM	0	0	0	0	0	1	1	0	0	0	6	6	12	0	0	0	0	5	4	9	0	0	0	0	2	2	24		
5:15 PM	0	0	0	0	0	0	0	0	0	0	3	6	9	0	0	0	0	2	0	2	0	0	0	0	0	0	11		
5:30 PM	0	0	0	0	0	0	0	0	0	0	3	0	3	0	0	0	0	2	5	7	0	0	0	0	0	2	12		
5:45 PM	0	0	0	0	0	0	0	0	0	0	3	0	3	0	0	0	0	1	4	5	0	0	0	2	0	2	10		
Total	0	0	0	0	0	1	1	0	0	0	15	12	27	0	0	0	0	10	13	23	0	0	0	2	4	6	57		
6:00 PM	0	0	0	0	1	0	1	0	0	0	0	1	1	1	0	0	0	0	0	0	0	0	0	0	6	6	8		
6:15 PM	0	0	0	0	1	1	2	0	0	0	3	2	5	0	0	0	0	0	0	0	0	0	0	0	3	3	10		

PDI File #: 229078 F  
Location: N: Centre Street S: Centre Street  
Location: E: YMCA Driveway W: Mt. Vernon Street  
City, State: West Roxbury, MA  
Client: Toole/T. Dennerlein  
Site Code: 6131 Task 2  
Count Date: Thursday, January 12, 2023  
Start Time: 7:00 AM  
End Time: 7:00 PM  
Class:



**Pedestrians**

	Centre Street								YMCA Driveway								Centre Street								Mt. Vernon Street								Total				
	from North								from East								from South								from West												
	Right	Thru	Left	U-Turn	CW-EB	CW-WB	Total		Right	Thru	Left	U-Turn	CW-SB	CW-NB	Total		Right	Thru	Left	U-Turn	CW-WB	CW-EB	Total		Right	Thru	Left	U-Turn	CW-NB	CW-SB	Total						
6:30 PM	0	0	0	0	0	1	1	0	0	0	0	0	0	0	0	0	0	0	0	0	0	0	0	0	0	0	3	0	3	0	0	0	0	0	0	0	4
6:45 PM	0	0	0	0	0	2	2	0	0	0	0	5	1	6	0	0	0	0	0	0	0	0	0	0	0	0	0	0	1	1	9						
<b>Total</b>	0	0	0	0	2	4	6	0	0	0	0	8	4	12	0	0	0	0	0	0	0	0	0	0	0	0	3	10	13	31							
<b>Grand Total</b>	0	0	0	0	8	12	20	0	0	0	0	117	97	214	0	0	0	0	13	20	33	0	0	0	0	87	111	198	465								
<b>Approach %</b>	0	0	0	0	40	60		0	0	0	0	54.7	45.3		0	0	0	0	39.4	60.6		0	0	0	0	43.9	56.1										
<b>Total %</b>	0	0	0	0	1.72	2.58	4.3	0	0	0	0	25.2	20.9	46	0	0	0	0	2.8	4.3	7.1	0	0	0	0	18.7	23.9	42.6									
<b>Exiting Leg Total</b>	20							214							33							198	465														

AM Peak Hour Analysis from 07:00 AM to 10:00 AM begins at:

	Centre Street								YMCA Driveway								Centre Street								Mt. Vernon Street								Total
	from North								from East								from South								from West								
	Right	Thru	Left	U-Turn	CW-EB	CW-WB	Total		Right	Thru	Left	U-Turn	CW-SB	CW-NB	Total		Right	Thru	Left	U-Turn	CW-WB	CW-EB	Total		Right	Thru	Left	U-Turn	CW-NB	CW-SB	Total		
8:30 AM	0	0	0	0	0	0	0	0	0	0	0	5	2	7	0	0	0	0	0	0	0	0	0	0	0	0	0	0	0	0	7		
8:45 AM	0	0	0	0	0	0	0	0	0	0	0	3	3	6	0	0	0	0	0	0	0	0	0	0	0	0	1	2	3	9			
9:00 AM	0	0	0	0	0	0	0	0	0	0	0	1	13	14	0	0	0	0	0	0	0	0	0	0	0	0	1	2	3	17			
9:15 AM	0	0	0	0	0	0	0	0	0	0	0	7	5	12	0	0	0	0	0	0	0	0	0	0	0	0	1	2	3	15			
<b>Total Volume</b>	0	0	0	0	0	0	0	0	0	0	0	16	23	39	0	0	0	0	0	0	0	0	0	0	0	0	3	6	9	48			
<b>% Approach Total</b>	0.0	0.0	0.0	0.0	0.0	0.0		0.0	0.0	0.0	0.0	41.0	59.0		0.0	0.0	0.0	0.0	0.0	0.0		0.0	0.0	0.0	0.0	33.3	66.7						
<b>PHF</b>	0.000	0.000	0.000	0.000	0.000	0.000	0.000	0.000	0.000	0.000	0.000	0.571	0.442	0.696	0.000	0.000	0.000	0.000	0.000	0.000	0.000	0.000	0.000	0.000	0.000	0.750	0.750	0.750	0.706				
<b>Entering Leg</b>	0	0	0	0	0	0	0	0	0	0	0	16	23	39	0	0	0	0	0	0	0	0	0	0	0	0	3	6	9	48			
<b>Exiting Leg</b>	0							39							0							9	48										
<b>Total</b>	0							78							0							18	96										

MidDay Peak Hour Analysis from 10:00 AM to 2:00 PM begins at:

	Centre Street								YMCA Driveway								Centre Street								Mt. Vernon Street								Total
	from North								from East								from South								from West								
	Right	Thru	Left	U-Turn	CW-EB	CW-WB	Total		Right	Thru	Left	U-Turn	CW-SB	CW-NB	Total		Right	Thru	Left	U-Turn	CW-WB	CW-EB	Total		Right	Thru	Left	U-Turn	CW-NB	CW-SB	Total		
1:00 PM	0	0	0	0	0	1	1	0	0	0	0	1	0	1	0	0	0	0	0	0	0	0	0	0	0	0	7	4	11	13			
1:15 PM	0	0	0	0	1	2	3	0	0	0	0	0	0	0	0	0	0	0	0	0	0	0	0	0	0	0	2	2	4	7			
1:30 PM	0	0	0	0	0	1	1	0	0	0	0	0	1	1	0	0	0	0	0	0	0	0	0	0	0	0	3	7	10	12			
1:45 PM	0	0	0	0	0	0	0	0	0	0	0	2	2	4	0	0	0	0	0	0	0	0	0	0	0	0	0	2	2	6			
<b>Total Volume</b>	0	0	0	0	1	4	5	0	0	0	0	3	3	6	0	0	0	0	0	0	0	0	0	0	0	0	12	15	27	38			
<b>% Approach Total</b>	0.0	0.0	0.0	0.0	20.0	80.0		0.0	0.0	0.0	0.0	50.0	50.0		0.0	0.0	0.0	0.0	0.0	0.0		0.0	0.0	0.0	0.0	44.4	55.6						
<b>PHF</b>	0.000	0.000	0.000	0.000	0.250	0.500	0.417	0.000	0.000	0.000	0.000	0.375	0.375	0.375	0.000	0.000	0.000	0.000	0.000	0.000	0.000	0.000	0.000	0.000	0.000	0.429	0.536	0.614	0.731				
<b>Entering Leg</b>	0	0	0	0	1	4	5	0	0	0	0	3	3	6	0	0	0	0	0	0	0	0	0	0	0	0	12	15	27	38			
<b>Exiting Leg</b>	5							6							0							27	38										
<b>Total</b>	10							12							0							54	76										

PM Peak Hour Analysis from 2:00 PM to 07:00 PM begins at:

	Centre Street								YMCA Driveway								Centre Street								Mt. Vernon Street								Total
	from North								from East								from South								from West								
	Right	Thru	Left	U-Turn	CW-EB	CW-WB	Total		Right	Thru	Left	U-Turn	CW-SB	CW-NB	Total		Right	Thru	Left	U-Turn	CW-WB	CW-EB	Total		Right	Thru	Left	U-Turn	CW-NB	CW-SB	Total		
2:45 PM	0	0	0	0	0	1	1	0	0	0	0	1	0	1	0	0	0	0	2	0	2	0	0	0	0	6	1	7	11				
3:00 PM	0	0	0	0	0	0	0	0	0	0	0	0	3	3	0	0	0	0	0	0	0	0	0	0	0	7	4	11	14				
3:15 PM	0	0	0	0	0	0	0	0	0	0	0	23	5	28	0	0	0	0	0	0	0	0	0	0	0	3	22	25	53				
3:30 PM	0	0	0	0	0	0	0	0	0	0	0	5	4	9	0	0	0	0	0	0	0	0	0	0	0	6	5	11	20				
<b>Total Volume</b>	0	0	0	0	0	1	1	0	0	0	0	29	12	41	0	0	0	0	2	0	2	0	0	0	0	22	32	54	98				
<b>% Approach Total</b>	0.0	0.0	0.0	0.0	0.0	100.0		0.0	0.0	0.0	0.0	70.7	29.3		0.0	0.0	0.0	0.0	100.0	0.0		0.0	0.0	0.0	0.0	40.7	59.3						
<b>PHF</b>	0.000	0.000	0.000	0.000	0.000	0.250	0.250	0.000	0.000	0.000	0.000	0.315	0.600	0.366	0.000	0.000	0.000	0.000	0.250	0.000	0.250	0.000	0.000	0.000	0.000	0.786	0.364	0.540	0.462				
<b>Entering Leg</b>	0	0	0	0	0	1	1	0	0	0	0	29	12	41	0	0	0	0	2	0	2	0	0	0	0	22	32	54	98				
<b>Exiting Leg</b>	1							41							2							54	98										
<b>Total</b>	2							82							4							108	196										

PDI File #: **229078 G**  
 Location: **N: Centre Street S: Centre Street**  
 Location: **E: Lagrange Street W: Lagrange Street**  
 City, State: **West Roxbury, MA**  
 Client: **Toole/T. Dennerlein**  
 Site Code: **6131 Task 2**  
 Count Date: **Thursday, January 12, 2023**  
 Start Time: **7:00 AM**  
 End Time: **7:00 PM**  
 Class:



**Cars and Heavy Vehicles (Combined)**

	Centre Street					Lagrange Street					Centre Street					Lagrange Street					Total
	from North					from East					from South					from West					
	Right	Thru	Left	U-Turn	Total	Right	Thru	Left	U-Turn	Total	Right	Thru	Left	U-Turn	Total	Right	Thru	Left	U-Turn	Total	
7:00 AM	5	41	5	0	51	14	42	14	0	70	4	76	23	0	103	7	11	6	0	24	248
7:15 AM	5	65	9	0	79	13	55	19	0	87	12	101	38	0	151	6	22	11	0	39	356
7:30 AM	14	103	11	0	128	17	55	32	0	104	13	85	29	0	127	9	22	7	0	38	397
7:45 AM	12	115	26	0	153	14	56	30	0	100	46	137	29	0	212	14	45	13	0	72	537
<b>Total</b>	<b>36</b>	<b>324</b>	<b>51</b>	<b>0</b>	<b>411</b>	<b>58</b>	<b>208</b>	<b>95</b>	<b>0</b>	<b>361</b>	<b>75</b>	<b>399</b>	<b>119</b>	<b>0</b>	<b>593</b>	<b>36</b>	<b>100</b>	<b>37</b>	<b>0</b>	<b>173</b>	<b>1538</b>
8:00 AM	7	92	16	0	115	24	40	28	0	92	15	129	26	0	170	18	48	6	0	72	449
8:15 AM	9	103	10	0	122	18	46	17	0	81	17	119	24	0	160	10	35	8	0	53	416
8:30 AM	11	82	9	0	102	24	37	21	0	82	9	86	14	0	109	10	18	9	0	37	330
8:45 AM	11	78	9	0	98	22	22	26	0	70	9	91	15	0	115	15	31	10	0	56	339
<b>Total</b>	<b>38</b>	<b>355</b>	<b>44</b>	<b>0</b>	<b>437</b>	<b>88</b>	<b>145</b>	<b>92</b>	<b>0</b>	<b>325</b>	<b>50</b>	<b>425</b>	<b>79</b>	<b>0</b>	<b>554</b>	<b>53</b>	<b>132</b>	<b>33</b>	<b>0</b>	<b>218</b>	<b>1534</b>
9:00 AM	5	83	12	0	100	31	25	11	0	67	15	138	12	0	165	12	20	24	0	56	388
9:15 AM	24	88	21	0	133	24	20	16	0	60	10	116	14	0	140	24	28	26	0	78	411
9:30 AM	12	102	12	0	126	11	16	12	0	39	13	104	18	0	135	17	17	19	0	53	353
9:45 AM	6	98	9	0	113	8	21	19	0	48	35	88	9	0	132	14	19	11	0	44	337
<b>Total</b>	<b>47</b>	<b>371</b>	<b>54</b>	<b>0</b>	<b>472</b>	<b>74</b>	<b>82</b>	<b>58</b>	<b>0</b>	<b>214</b>	<b>73</b>	<b>446</b>	<b>53</b>	<b>0</b>	<b>572</b>	<b>67</b>	<b>84</b>	<b>80</b>	<b>0</b>	<b>231</b>	<b>1489</b>
10:00 AM	9	85	11	0	105	7	17	6	0	30	11	88	8	0	107	13	13	12	0	38	280
10:15 AM	15	75	8	0	98	22	16	12	0	50	6	87	10	0	103	18	11	5	0	34	285
10:30 AM	12	80	9	0	101	8	11	18	0	37	14	79	10	0	103	8	9	9	0	26	267
10:45 AM	7	81	13	0	101	14	13	15	0	42	12	87	45	0	144	11	14	11	0	36	323
<b>Total</b>	<b>43</b>	<b>321</b>	<b>41</b>	<b>0</b>	<b>405</b>	<b>51</b>	<b>57</b>	<b>51</b>	<b>0</b>	<b>159</b>	<b>43</b>	<b>341</b>	<b>73</b>	<b>0</b>	<b>457</b>	<b>50</b>	<b>47</b>	<b>37</b>	<b>0</b>	<b>134</b>	<b>1155</b>
11:00 AM	10	93	12	0	115	11	21	11	0	43	6	84	12	0	102	10	17	19	0	46	306
11:15 AM	17	101	9	0	127	13	11	14	0	38	9	85	9	0	103	12	20	15	0	47	315
11:30 AM	9	101	12	0	122	13	23	13	0	49	12	94	9	0	115	8	21	14	0	43	329
11:45 AM	10	75	11	0	96	9	17	11	0	37	14	95	7	0	116	12	15	10	0	37	286
<b>Total</b>	<b>46</b>	<b>370</b>	<b>44</b>	<b>0</b>	<b>460</b>	<b>46</b>	<b>72</b>	<b>49</b>	<b>0</b>	<b>167</b>	<b>41</b>	<b>358</b>	<b>37</b>	<b>0</b>	<b>436</b>	<b>42</b>	<b>73</b>	<b>58</b>	<b>0</b>	<b>173</b>	<b>1236</b>
12:00 PM	6	106	12	0	124	7	16	10	0	33	19	91	10	0	120	16	13	11	0	40	317
12:15 PM	12	102	10	0	124	16	9	14	0	39	16	107	14	0	137	19	19	15	0	53	353
12:30 PM	8	98	10	1	117	16	18	13	0	47	12	109	15	0	136	15	18	16	0	49	349
12:45 PM	8	107	14	0	129	21	20	15	0	56	18	109	13	0	140	13	20	16	0	49	374
<b>Total</b>	<b>34</b>	<b>413</b>	<b>46</b>	<b>1</b>	<b>494</b>	<b>60</b>	<b>63</b>	<b>52</b>	<b>0</b>	<b>175</b>	<b>65</b>	<b>416</b>	<b>52</b>	<b>0</b>	<b>533</b>	<b>63</b>	<b>70</b>	<b>58</b>	<b>0</b>	<b>191</b>	<b>1393</b>
1:00 PM	7	100	8	0	115	12	15	20	0	47	20	88	10	0	118	15	20	13	0	48	328
1:15 PM	8	93	14	0	115	9	21	14	0	44	10	92	4	0	106	15	18	14	0	47	312
1:30 PM	9	82	9	0	100	13	21	17	0	51	9	114	17	0	140	11	24	12	0	47	338
1:45 PM	13	96	11	1	121	14	15	12	0	41	15	97	16	0	128	22	20	18	0	60	350
<b>Total</b>	<b>37</b>	<b>371</b>	<b>42</b>	<b>1</b>	<b>451</b>	<b>48</b>	<b>72</b>	<b>63</b>	<b>0</b>	<b>183</b>	<b>54</b>	<b>391</b>	<b>47</b>	<b>0</b>	<b>492</b>	<b>63</b>	<b>82</b>	<b>57</b>	<b>0</b>	<b>202</b>	<b>1328</b>
2:00 PM	11	106	14	0	131	15	23	19	0	57	19	107	19	0	145	19	17	11	0	47	380
2:15 PM	7	111	19	0	137	13	22	14	0	49	30	95	20	0	145	14	31	13	0	58	389
2:30 PM	11	110	15	1	137	20	27	25	0	72	32	102	16	0	150	26	39	18	0	83	442
2:45 PM	14	125	16	0	155	14	22	15	0	51	16	120	17	0	153	30	34	19	0	83	442
<b>Total</b>	<b>43</b>	<b>452</b>	<b>64</b>	<b>1</b>	<b>560</b>	<b>62</b>	<b>94</b>	<b>73</b>	<b>0</b>	<b>229</b>	<b>97</b>	<b>424</b>	<b>72</b>	<b>0</b>	<b>593</b>	<b>89</b>	<b>121</b>	<b>61</b>	<b>0</b>	<b>271</b>	<b>1653</b>
3:00 PM	10	133	14	0	157	18	16	12	0	46	26	106	14	0	146	26	44	14	0	84	433
3:15 PM	14	110	10	0	134	30	28	21	0	79	18	118	14	0	150	34	51	21	0	106	469
3:30 PM	27	151	28	0	206	21	22	8	0	51	21	124	11	0	156	33	50	21	0	104	517
3:45 PM	14	119	15	0	148	13	22	14	0	49	22	105	16	0	143	27	44	14	0	85	425
<b>Total</b>	<b>65</b>	<b>513</b>	<b>67</b>	<b>0</b>	<b>645</b>	<b>82</b>	<b>88</b>	<b>55</b>	<b>0</b>	<b>225</b>	<b>87</b>	<b>453</b>	<b>55</b>	<b>0</b>	<b>595</b>	<b>120</b>	<b>189</b>	<b>70</b>	<b>0</b>	<b>379</b>	<b>1844</b>
4:00 PM	11	156	22	0	189	20	18	24	0	62	21	132	17	0	170	33	46	16	0	95	516
4:15 PM	9	129	22	0	160	12	16	16	0	44	15	132	20	0	167	28	53	28	0	109	480
4:30 PM	9	151	29	0	189	10	20	11	0	41	17	89	8	0	114	27	47	23	0	97	441
4:45 PM	18	154	18	0	190	17	20	11	0	48	18	109	15	0	142	30	46	16	0	92	472
<b>Total</b>	<b>47</b>	<b>590</b>	<b>91</b>	<b>0</b>	<b>728</b>	<b>59</b>	<b>74</b>	<b>62</b>	<b>0</b>	<b>195</b>	<b>71</b>	<b>462</b>	<b>60</b>	<b>0</b>	<b>593</b>	<b>118</b>	<b>192</b>	<b>83</b>	<b>0</b>	<b>393</b>	<b>1909</b>
5:00 PM	15	143	26	0	184	17	20	12	0	49	12	122	15	0	149	32	59	23	0	114	496
5:15 PM	13	122	26	0	161	11	22	25	0	58	22	108	13	0	143	31	53	15	0	99	461
5:30 PM	11	141	17	0	169	12	15	13	0	40	18	123	13	0	154	25	57	17	0	99	462
5:45 PM	10	120	18	0	148	20	15	6	0	41	21	89	22	0	132	21	39	12	0	72	393
<b>Total</b>	<b>49</b>	<b>526</b>	<b>87</b>	<b>0</b>	<b>662</b>	<b>60</b>	<b>72</b>	<b>56</b>	<b>0</b>	<b>188</b>	<b>73</b>	<b>442</b>	<b>63</b>	<b>0</b>	<b>578</b>	<b>109</b>	<b>208</b>	<b>67</b>	<b>0</b>	<b>384</b>	<b>1812</b>
6:00 PM	15	121	19	0	155	17	10	13	0	40	23	118	15	0	156	22	30	14	0	66	417
6:15 PM	10	101	9	0	120	25	19	13	0	57	18	84	14	0	116	17	42	14	0	73	366

PDI File #: **229078 G**  
 Location: **N: Centre Street S: Centre Street**  
 Location: **E: Lagrange Street W: Lagrange Street**  
 City, State: **West Roxbury, MA**  
 Client: **Toole/T. Dennerlein**  
 Site Code: **6131 Task 2**  
 Count Date: **Thursday, January 12, 2023**  
 Start Time: **7:00 AM**  
 End Time: **7:00 PM**  
 Class:



**Cars and Heavy Vehicles (Combined)**

	Centre Street					Lagrange Street					Centre Street					Lagrange Street					Total
	from North					from East					from South					from West					
	Right	Thru	Left	U-Turn	Total	Right	Thru	Left	U-Turn	Total	Right	Thru	Left	U-Turn	Total	Right	Thru	Left	U-Turn	Total	
6:30 PM	12	95	13	0	120	13	12	12	0	37	17	89	10	0	116	12	17	10	0	39	312
6:45 PM	10	88	14	0	112	12	21	10	0	43	15	83	14	0	112	10	29	8	0	47	314
<b>Total</b>	47	405	55	0	507	67	62	48	0	177	73	374	53	0	500	61	118	46	0	225	1409
<b>Grand Total</b>	532	5011	686	3	6232	755	1089	754	0	2598	802	4931	763	0	6496	871	1416	687	0	2974	18300
Approach %	8.5	80.4	11.0	0.0		29.1	41.9	29.0	0.0		12.3	75.9	11.7	0.0		29.3	47.6	23.1	0.0		
Total %	2.9	27.4	3.7	0.0	34.1	4.1	6.0	4.1	0.0	14.2	4.4	26.9	4.2	0.0	35.5	4.8	7.7	3.8	0.0	16.3	
Exiting Leg Total	6376					2904					6636					2384					18300
Cars	486	4802	672	3	5963	729	1064	735	0	2528	785	4735	715	0	6235	817	1374	629	0	2820	17546
% Cars	91.4	95.8	98.0	100.0	95.7	96.6	97.7	97.5	0.0	97.3	97.9	96.0	93.7	0.0	96.0	93.8	97.0	91.6	0.0	94.8	95.9
Exiting Leg Total	6096					2831					6354					2265					17546
Heavy Vehicles	46	209	14	0	269	26	25	19	0	70	17	196	48	0	261	54	42	58	0	154	754
% Heavy Vehicles	8.6	4.2	2.0	0.0	4.3	3.4	2.3	2.5	0.0	2.7	2.1	4.0	6.3	0.0	4.0	6.2	3.0	8.4	0.0	5.2	4.1
Exiting Leg Total	280					73					282					119					754

AM Peak Hour Analysis from 07:00 AM to 10:00 AM begins at:

7:30 AM	Centre Street					Lagrange Street					Centre Street					Lagrange Street					Total
	from North					from East					from South					from West					
	Right	Thru	Left	U-Turn	Total	Right	Thru	Left	U-Turn	Total	Right	Thru	Left	U-Turn	Total	Right	Thru	Left	U-Turn	Total	
7:30 AM	14	103	11	0	128	17	55	32	0	104	13	85	29	0	127	9	22	7	0	38	397
7:45 AM	12	115	26	0	153	14	56	30	0	100	46	137	29	0	212	14	45	13	0	72	537
8:00 AM	7	92	16	0	115	24	40	28	0	92	15	129	26	0	170	18	48	6	0	72	449
8:15 AM	9	103	10	0	122	18	46	17	0	81	17	119	24	0	160	10	35	8	0	53	416
Total Volume	42	413	63	0	518	73	197	107	0	377	91	470	108	0	669	51	150	34	0	235	1799
% Approach Total	8.1	79.7	12.2	0.0		19.4	52.3	28.4	0.0		13.6	70.3	16.1	0.0		21.7	63.8	14.5	0.0		
PHF	0.750	0.898	0.606	0.000	0.846	0.760	0.879	0.836	0.000	0.906	0.495	0.858	0.931	0.000	0.789	0.708	0.781	0.654	0.000	0.816	0.838
Cars	37	392	61	0	490	71	192	104	0	367	87	444	95	0	626	48	146	31	0	225	1708
Cars %	88.1	94.9	96.8	0.0	94.6	97.3	97.5	97.2	0.0	97.3	95.6	94.5	88.0	0.0	93.6	94.1	97.3	91.2	0.0	95.7	94.9
Heavy Vehicles	5	21	2	0	28	2	5	3	0	10	4	26	13	0	43	3	4	3	0	10	91
Heavy Vehicles %	11.9	5.1	3.2	0.0	5.4	2.7	2.5	2.8	0.0	2.7	4.4	5.5	12.0	0.0	6.4	5.9	2.7	8.8	0.0	4.3	5.1
Cars Enter Leg	37	392	61	0	490	71	192	104	0	367	87	444	95	0	626	48	146	31	0	225	1708
Heavy Enter Leg	5	21	2	0	28	2	5	3	0	10	4	26	13	0	43	3	4	3	0	10	91
Total Entering Leg	42	413	63	0	518	73	197	107	0	377	91	470	108	0	669	51	150	34	0	235	1799
Cars Exiting Leg	546					294					544					324					1708
Heavy Exiting Leg	31					10					27					23					91
Total Exiting Leg	577					304					571					347					1799

MidDay Peak Hour Analysis from 10:00 AM to 2:00 PM begins at:

1:45 PM	Centre Street					Lagrange Street					Centre Street					Lagrange Street					Total
	from North					from East					from South					from West					
	Right	Thru	Left	U-Turn	Total	Right	Thru	Left	U-Turn	Total	Right	Thru	Left	U-Turn	Total	Right	Thru	Left	U-Turn	Total	
1:45 PM	13	96	11	1	121	14	15	12	0	41	15	97	16	0	128	22	20	18	0	60	350
2:00 PM	11	106	14	0	131	15	23	19	0	57	19	107	19	0	145	19	17	11	0	47	380
2:15 PM	7	111	19	0	137	13	22	14	0	49	30	95	20	0	145	14	31	13	0	58	389
2:30 PM	11	110	15	1	137	20	27	25	0	72	32	102	16	0	150	26	39	18	0	83	442
Total Volume	42	423	59	2	526	62	87	70	0	219	96	401	71	0	568	81	107	60	0	248	1561
% Approach Total	8.0	80.4	11.2	0.4		28.3	39.7	32.0	0.0		16.9	70.6	12.5	0.0		32.7	43.1	24.2	0.0		
PHF	0.808	0.953	0.776	0.500	0.960	0.775	0.806	0.700	0.000	0.760	0.750	0.937	0.888	0.000	0.947	0.779	0.686	0.833	0.000	0.747	0.883
Cars	40	405	57	2	504	59	86	70	0	215	95	391	68	0	554	74	105	56	0	235	1508
Cars %	95.2	95.7	96.6	100.0	95.8	95.2	98.9	100.0	0.0	98.2	99.0	97.5	95.8	0.0	97.5	91.4	98.1	93.3	0.0	94.8	96.6
Heavy Vehicles	2	18	2	0	22	3	1	0	0	4	1	10	3	0	14	7	2	4	0	13	53
Heavy Vehicles %	4.8	4.3	3.4	0.0	4.2	4.8	1.1	0.0	0.0	1.8	1.0	2.5	4.2	0.0	2.5	8.6	1.9	6.7	0.0	5.2	3.4
Cars Enter Leg	40	405	57	2	504	59	86	70	0	215	95	391	68	0	554	74	105	56	0	235	1508
Heavy Enter Leg	2	18	2	0	22	3	1	0	0	4	1	10	3	0	14	7	2	4	0	13	53
Total Entering Leg	42	423	59	2	526	62	87	70	0	219	96	401	71	0	568	81	107	60	0	248	1561
Cars Exiting Leg	508					257					549					194					1508
Heavy Exiting Leg	17					5					25					6					53
Total Exiting Leg	525					262					574					200					1561

PM Peak Hour Analysis from 2:00 PM to 07:00 PM begins at:



PDI File #: **229078 G**  
 Location: **N: Centre Street S: Centre Street**  
 Location: **E: Lagrange Street W: Lagrange Street**  
 City, State: **West Roxbury, MA**  
 Client: **Toole/T. Dennerlein**  
 Site Code: **6131 Task 2**  
 Count Date: **Thursday, January 12, 2023**  
 Start Time: **7:00 AM**  
 End Time: **7:00 PM**  
 Class:



**Cars and Heavy Vehicles (Combined)**

	Centre Street					Lagrange Street					Centre Street					Lagrange Street					Total
	from North					from East					from South					from West					
	Right	Thru	Left	U-Turn	Total	Right	Thru	Left	U-Turn	Total	Right	Thru	Left	U-Turn	Total	Right	Thru	Left	U-Turn	Total	
3:30 PM	Centre Street from North					Lagrange Street from East					Centre Street from South					Lagrange Street from West					
3:30 PM	27	151	28	0	206	21	22	8	0	51	21	124	11	0	156	33	50	21	0	104	517
3:45 PM	14	119	15	0	148	13	22	14	0	49	22	105	16	0	143	27	44	14	0	85	425
4:00 PM	11	156	22	0	189	20	18	24	0	62	21	132	17	0	170	33	46	16	0	95	516
4:15 PM	9	129	22	0	160	12	16	16	0	44	15	132	20	0	167	28	53	28	0	109	480
Total Volume	61	555	87	0	703	66	78	62	0	206	79	493	64	0	636	121	193	79	0	393	1938
% Approach Total	8.7	78.9	12.4	0.0		32.0	37.9	30.1	0.0		12.4	77.5	10.1	0.0		30.8	49.1	20.1	0.0		
PHF	0.565	0.889	0.777	0.000	0.853	0.786	0.886	0.646	0.000	0.831	0.898	0.934	0.800	0.000	0.935	0.917	0.910	0.705	0.000	0.901	0.937
Cars	54	541	86	0	681	65	75	57	0	197	76	479	64	0	619	113	187	70	0	370	1867
Cars %	88.5	97.5	98.9	0.0	96.9	98.5	96.2	91.9	0.0	95.6	96.2	97.2	100.0	0.0	97.3	93.4	96.9	88.6	0.0	94.1	96.3
Heavy Vehicles	7	14	1	0	22	1	3	5	0	9	3	14	0	0	17	8	6	9	0	23	71
Heavy Vehicles %	11.5	2.5	1.1	0.0	3.1	1.5	3.8	8.1	0.0	4.4	3.8	2.8	0.0	0.0	2.7	6.6	3.1	11.4	0.0	5.9	3.7
Cars Enter Leg	54	541	86	0	681	65	75	57	0	197	76	479	64	0	619	113	187	70	0	370	1867
Heavy Enter Leg	7	14	1	0	22	1	3	5	0	9	3	14	0	0	17	8	6	9	0	23	71
Total Entering Leg	61	555	87	0	703	66	78	62	0	206	79	493	64	0	636	121	193	79	0	393	1938
Cars Exiting Leg					614					349					711					193	1867
Heavy Exiting Leg					24					10					27					10	71
Total Exiting Leg					638					359					738					203	1938

PDI File #: **229078 G**  
 Location: **N: Centre Street S: Centre Street**  
 Location: **E: Lagrange Street W: Lagrange Street**  
 City, State: **West Roxbury, MA**  
 Client: **Toole/T. Dennerlein**  
 Site Code: **6131 Task 2**  
 Count Date: **Thursday, January 12, 2023**  
 Start Time: **7:00 AM**  
 End Time: **7:00 PM**  
 Class:



**Cars**

	Centre Street					Lagrange Street					Centre Street					Lagrange Street					Total
	from North					from East					from South					from West					
	Right	Thru	Left	U-Turn	Total	Right	Thru	Left	U-Turn	Total	Right	Thru	Left	U-Turn	Total	Right	Thru	Left	U-Turn	Total	
7:00 AM	4	37	5	0	46	13	42	14	0	69	4	70	21	0	95	7	10	3	0	20	230
7:15 AM	5	62	9	0	76	12	54	18	0	84	11	93	33	0	137	5	22	10	0	37	334
7:30 AM	13	100	11	0	124	15	54	32	0	101	12	78	28	0	118	8	21	5	0	34	377
7:45 AM	9	106	24	0	139	14	53	28	0	95	44	129	24	0	197	13	44	12	0	69	500
Total	31	305	49	0	385	54	203	92	0	349	71	370	106	0	547	33	97	30	0	160	1441
8:00 AM	7	88	16	0	111	24	40	27	0	91	15	122	23	0	160	17	47	6	0	70	432
8:15 AM	8	98	10	0	116	18	45	17	0	80	16	115	20	0	151	10	34	8	0	52	399
8:30 AM	10	76	9	0	95	23	35	21	0	79	9	83	13	0	105	9	15	8	0	32	311
8:45 AM	8	71	9	0	88	21	21	25	0	67	9	87	11	0	107	14	30	10	0	54	316
Total	33	333	44	0	410	86	141	90	0	317	49	407	67	0	523	50	126	32	0	208	1458
9:00 AM	5	78	12	0	95	30	25	11	0	66	14	124	10	0	148	11	20	23	0	54	363
9:15 AM	23	84	21	0	128	22	18	16	0	56	8	108	12	0	128	24	20	19	0	63	375
9:30 AM	11	101	11	0	123	11	16	11	0	38	13	99	17	0	129	15	17	14	0	46	336
9:45 AM	5	92	9	0	106	7	20	18	0	45	34	81	8	0	123	12	18	11	0	41	315
Total	44	355	53	0	452	70	79	56	0	205	69	412	47	0	528	62	75	67	0	204	1389
10:00 AM	8	77	11	0	96	7	14	6	0	27	11	85	7	0	103	10	12	10	0	32	258
10:15 AM	15	70	8	0	93	20	16	12	0	48	6	80	9	0	95	16	11	5	0	32	268
10:30 AM	10	75	8	0	93	8	11	17	0	36	14	75	10	0	99	7	9	9	0	25	253
10:45 AM	7	81	12	0	100	14	13	15	0	42	12	85	43	0	140	9	14	10	0	33	315
Total	40	303	39	0	382	49	54	50	0	153	43	325	69	0	437	42	46	34	0	122	1094
11:00 AM	9	88	11	0	108	8	20	11	0	39	6	82	11	0	99	9	16	17	0	42	288
11:15 AM	16	96	8	0	120	13	11	11	0	35	9	82	8	0	99	11	20	14	0	45	299
11:30 AM	8	101	11	0	120	13	23	13	0	49	12	91	7	0	110	6	20	13	0	39	318
11:45 AM	10	71	11	0	92	8	17	10	0	35	14	91	7	0	112	8	15	10	0	33	272
Total	43	356	41	0	440	42	71	45	0	158	41	346	33	0	420	34	71	54	0	159	1177
12:00 PM	6	101	11	0	118	7	16	10	0	33	19	88	9	0	116	16	13	11	0	40	307
12:15 PM	11	97	10	0	118	16	9	14	0	39	16	103	14	0	133	18	19	14	0	51	341
12:30 PM	8	93	10	1	112	16	16	13	0	45	11	105	13	0	129	15	17	16	0	48	334
12:45 PM	7	105	14	0	126	21	20	15	0	56	17	106	12	0	135	12	20	16	0	48	365
Total	32	396	45	1	474	60	61	52	0	173	63	402	48	0	513	61	69	57	0	187	1347
1:00 PM	7	94	7	0	108	12	15	20	0	47	20	84	10	0	114	14	20	12	0	46	315
1:15 PM	7	88	14	0	109	8	21	14	0	43	10	91	4	0	105	14	18	14	0	46	303
1:30 PM	8	77	9	0	94	13	20	16	0	49	9	111	15	0	135	11	23	12	0	46	324
1:45 PM	13	91	11	1	116	13	14	12	0	39	15	96	15	0	126	19	20	17	0	56	337
Total	35	350	41	1	427	46	70	62	0	178	54	382	44	0	480	58	81	55	0	194	1279
2:00 PM	9	102	13	0	124	15	23	19	0	57	19	104	18	0	141	18	17	11	0	46	368
2:15 PM	7	106	18	0	131	12	22	14	0	48	29	92	19	0	140	14	30	12	0	56	375
2:30 PM	11	106	15	1	133	19	27	25	0	71	32	99	16	0	147	23	38	16	0	77	428
2:45 PM	13	120	16	0	149	13	22	15	0	50	16	115	17	0	148	30	33	19	0	82	429
Total	40	434	62	1	537	59	94	73	0	226	96	410	70	0	576	85	118	58	0	261	1600
3:00 PM	8	131	14	0	153	16	15	12	0	43	26	102	14	0	142	25	40	13	0	78	416
3:15 PM	14	106	10	0	130	28	28	21	0	77	18	113	14	0	145	31	50	20	0	101	453
3:30 PM	25	149	27	0	201	20	22	7	0	49	20	120	11	0	151	30	47	17	0	94	495
3:45 PM	12	115	15	0	142	13	22	14	0	49	22	101	16	0	139	25	44	12	0	81	411
Total	59	501	66	0	626	77	87	54	0	218	86	436	55	0	577	111	181	62	0	354	1775
4:00 PM	9	151	22	0	182	20	16	21	0	57	20	131	17	0	168	30	44	14	0	88	495
4:15 PM	8	126	22	0	156	12	15	15	0	42	14	127	20	0	161	28	52	27	0	107	466
4:30 PM	8	145	28	0	181	10	19	11	0	40	16	87	8	0	111	26	45	22	0	93	425
4:45 PM	16	148	18	0	182	17	20	11	0	48	18	106	15	0	139	29	45	15	0	89	458
Total	41	570	90	0	701	59	70	58	0	187	68	451	60	0	579	113	186	78	0	377	1844
5:00 PM	14	138	26	0	178	17	20	12	0	49	12	117	15	0	144	31	59	22	0	112	483
5:15 PM	12	117	26	0	155	11	22	25	0	58	22	107	13	0	142	31	52	14	0	97	452
5:30 PM	10	134	17	0	161	12	15	12	0	39	18	119	13	0	150	24	57	16	0	97	447
5:45 PM	10	116	18	0	144	20	15	6	0	41	20	87	22	0	129	21	38	10	0	69	383
Total	46	505	87	0	638	60	72	55	0	187	72	430	63	0	565	107	206	62	0	375	1765
6:00 PM	13	120	19	0	152	17	10	13	0	40	23	116	15	0	154	22	30	12	0	64	410
6:15 PM	9	95	9	0	113	25	19	13	0	57	18	79	14	0	111	17	42	13	0	72	353

PDI File #: **229078 G**  
 Location: **N: Centre Street S: Centre Street**  
 Location: **E: Lagrange Street W: Lagrange Street**  
 City, State: **West Roxbury, MA**  
 Client: **Toole/T. Dennerlein**  
 Site Code: **6131 Task 2**  
 Count Date: **Thursday, January 12, 2023**  
 Start Time: **7:00 AM**  
 End Time: **7:00 PM**  
 Class:



**Cars**

	Centre Street					Lagrange Street					Centre Street					Lagrange Street					Total
	from North					from East					from South					from West					
	Right	Thru	Left	U-Turn	Total	Right	Thru	Left	U-Turn	Total	Right	Thru	Left	U-Turn	Total	Right	Thru	Left	U-Turn	Total	
6:30 PM	11	93	13	0	117	13	12	12	0	37	17	87	10	0	114	12	17	9	0	38	306
6:45 PM	9	86	14	0	109	12	21	10	0	43	15	82	14	0	111	10	29	6	0	45	308
<b>Total</b>	<b>42</b>	<b>394</b>	<b>55</b>	<b>0</b>	<b>491</b>	<b>67</b>	<b>62</b>	<b>48</b>	<b>0</b>	<b>177</b>	<b>73</b>	<b>364</b>	<b>53</b>	<b>0</b>	<b>490</b>	<b>61</b>	<b>118</b>	<b>40</b>	<b>0</b>	<b>219</b>	<b>1377</b>
Grand Total	486	4802	672	3	5963	729	1064	735	0	2528	785	4735	715	0	6235	817	1374	629	0	2820	17546
Approach %	8.2	80.5	11.3	0.1		28.8	42.1	29.1	0.0		12.6	75.9	11.5	0.0		29.0	48.7	22.3	0.0		
Total %	2.8	27.4	3.8	0.0	34.0	4.2	6.1	4.2	0.0	14.4	4.5	27.0	4.1	0.0	35.5	4.7	7.8	3.6	0.0	16.1	
Exiting Leg Total	6096					2831					6354					2265					17546

AM Peak Hour Analysis from 07:00 AM to 10:00 AM begins at:

	Centre Street					Lagrange Street					Centre Street					Lagrange Street					Total
	from North					from East					from South					from West					
	Right	Thru	Left	U-Turn	Total	Right	Thru	Left	U-Turn	Total	Right	Thru	Left	U-Turn	Total	Right	Thru	Left	U-Turn	Total	
7:30 AM	13	100	11	0	124	15	54	32	0	101	12	78	28	0	118	8	21	5	0	34	377
7:45 AM	9	106	24	0	139	14	53	28	0	95	44	129	24	0	197	13	44	12	0	69	500
8:00 AM	7	88	16	0	111	24	40	27	0	91	15	122	23	0	160	17	47	6	0	70	432
8:15 AM	8	98	10	0	116	18	45	17	0	80	16	115	20	0	151	10	34	8	0	52	399
Total Volume	37	392	61	0	490	71	192	104	0	367	87	444	95	0	626	48	146	31	0	225	1708
% Approach Total	7.6	80.0	12.4	0.0		19.3	52.3	28.3	0.0		13.9	70.9	15.2	0.0		21.3	64.9	13.8	0.0		
PHF	0.712	0.925	0.635	0.000	0.881	0.740	0.889	0.813	0.000	0.908	0.494	0.860	0.848	0.000	0.794	0.706	0.777	0.646	0.000	0.804	0.854
Entering Leg	37	392	61	0	490	71	192	104	0	367	87	444	95	0	626	48	146	31	0	225	1708
Exiting Leg	546					294					544					324					1708
Total	1036					661					1170					549					3416

MidDay Peak Hour Analysis from 10:00 AM to 2:00 PM begins at:

	Centre Street					Lagrange Street					Centre Street					Lagrange Street					Total
	from North					from East					from South					from West					
	Right	Thru	Left	U-Turn	Total	Right	Thru	Left	U-Turn	Total	Right	Thru	Left	U-Turn	Total	Right	Thru	Left	U-Turn	Total	
1:45 PM	13	91	11	1	116	13	14	12	0	39	15	96	15	0	126	19	20	17	0	56	337
2:00 PM	9	102	13	0	124	15	23	19	0	57	19	104	18	0	141	18	17	11	0	46	368
2:15 PM	7	106	18	0	131	12	22	14	0	48	29	92	19	0	140	14	30	12	0	56	375
2:30 PM	11	106	15	1	133	19	27	25	0	71	32	99	16	0	147	23	38	16	0	77	428
Total Volume	40	405	57	2	504	59	86	70	0	215	95	391	68	0	554	74	105	56	0	235	1508
% Approach Total	7.9	80.4	11.3	0.4		27.4	40.0	32.6	0.0		17.1	70.6	12.3	0.0		31.5	44.7	23.8	0.0		
PHF	0.769	0.955	0.792	0.500	0.947	0.776	0.796	0.700	0.000	0.757	0.742	0.940	0.895	0.000	0.942	0.804	0.691	0.824	0.000	0.763	0.881
Entering Leg	40	405	57	2	504	59	86	70	0	215	95	391	68	0	554	74	105	56	0	235	1508
Exiting Leg	508					257					549					194					1508
Total	1012					472					1103					429					3016

PM Peak Hour Analysis from 2:00 PM to 07:00 PM begins at:

	Centre Street					Lagrange Street					Centre Street					Lagrange Street					Total
	from North					from East					from South					from West					
	Right	Thru	Left	U-Turn	Total	Right	Thru	Left	U-Turn	Total	Right	Thru	Left	U-Turn	Total	Right	Thru	Left	U-Turn	Total	
3:30 PM	25	149	27	0	201	20	22	7	0	49	20	120	11	0	151	30	47	17	0	94	495
3:45 PM	12	115	15	0	142	13	22	14	0	49	22	101	16	0	139	25	44	12	0	81	411
4:00 PM	9	151	22	0	182	20	16	21	0	57	20	131	17	0	168	30	44	14	0	88	495
4:15 PM	8	126	22	0	156	12	15	15	0	42	14	127	20	0	161	28	52	27	0	107	466
Total Volume	54	541	86	0	681	65	75	57	0	197	76	479	64	0	619	113	187	70	0	370	1867
% Approach Total	7.9	79.4	12.6	0.0		33.0	38.1	28.9	0.0		12.3	77.4	10.3	0.0		30.5	50.5	18.9	0.0		
PHF	0.540	0.896	0.796	0.000	0.847	0.813	0.852	0.679	0.000	0.864	0.864	0.914	0.800	0.000	0.921	0.942	0.899	0.648	0.000	0.864	0.943
Entering Leg	54	541	86	0	681	65	75	57	0	197	76	479	64	0	619	113	187	70	0	370	1867
Exiting Leg	614					349					711					193					1867
Total	1295					546					1330					563					3734

PDI File #: **229078 G**  
 Location: **N: Centre Street S: Centre Street**  
 Location: **E: Lagrange Street W: Lagrange Street**  
 City, State: **West Roxbury, MA**  
 Client: **Toole/T. Dennerlein**  
 Site Code: **6131 Task 2**  
 Count Date: **Thursday, January 12, 2023**  
 Start Time: **7:00 AM**  
 End Time: **7:00 PM**  
 Class:



**Heavy Vehicles-Combined (Buses, Single-Unit Trucks, Articulated Trucks)**

	Centre Street					Lagrange Street					Centre Street					Lagrange Street					Total
	from North					from East					from South					from West					
	Right	Thru	Left	U-Turn	Total	Right	Thru	Left	U-Turn	Total	Right	Thru	Left	U-Turn	Total	Right	Thru	Left	U-Turn	Total	
7:00 AM	1	4	0	0	5	1	0	0	0	1	0	6	2	0	8	0	1	3	0	4	18
7:15 AM	0	3	0	0	3	1	1	1	0	3	1	8	5	0	14	1	0	1	0	2	22
7:30 AM	1	3	0	0	4	2	1	0	0	3	1	7	1	0	9	1	1	2	0	4	20
7:45 AM	3	9	2	0	14	0	3	2	0	5	2	8	5	0	15	1	1	1	0	3	37
Total	5	19	2	0	26	4	5	3	0	12	4	29	13	0	46	3	3	7	0	13	97
8:00 AM	0	4	0	0	4	0	0	1	0	1	0	7	3	0	10	1	1	0	0	2	17
8:15 AM	1	5	0	0	6	0	1	0	0	1	1	4	4	0	9	0	1	0	0	1	17
8:30 AM	1	6	0	0	7	1	2	0	0	3	0	3	1	0	4	1	3	1	0	5	19
8:45 AM	3	7	0	0	10	1	1	1	0	3	0	4	4	0	8	1	1	0	0	2	23
Total	5	22	0	0	27	2	4	2	0	8	1	18	12	0	31	3	6	1	0	10	76
9:00 AM	0	5	0	0	5	1	0	0	0	1	1	14	2	0	17	1	0	1	0	2	25
9:15 AM	1	4	0	0	5	2	2	0	0	4	2	8	2	0	12	0	8	7	0	15	36
9:30 AM	1	1	1	0	3	0	0	1	0	1	0	5	1	0	6	2	0	5	0	7	17
9:45 AM	1	6	0	0	7	1	1	1	0	3	1	7	1	0	9	2	1	0	0	3	22
Total	3	16	1	0	20	4	3	2	0	9	4	34	6	0	44	5	9	13	0	27	100
10:00 AM	1	8	0	0	9	0	3	0	0	3	0	3	1	0	4	3	1	2	0	6	22
10:15 AM	0	5	0	0	5	2	0	0	0	2	0	7	1	0	8	2	0	0	0	2	17
10:30 AM	2	5	1	0	8	0	0	1	0	1	0	4	0	0	4	1	0	0	0	1	14
10:45 AM	0	0	1	0	1	0	0	0	0	0	0	2	2	0	4	2	0	1	0	3	8
Total	3	18	2	0	23	2	3	1	0	6	0	16	4	0	20	8	1	3	0	12	61
11:00 AM	1	5	1	0	7	3	1	0	0	4	0	2	1	0	3	1	1	2	0	4	18
11:15 AM	1	5	1	0	7	0	0	3	0	3	0	3	1	0	4	1	0	1	0	2	16
11:30 AM	1	0	1	0	2	0	0	0	0	0	0	3	2	0	5	2	1	1	0	4	11
11:45 AM	0	4	0	0	4	1	0	1	0	2	0	4	0	0	4	4	0	0	0	4	14
Total	3	14	3	0	20	4	1	4	0	9	0	12	4	0	16	8	2	4	0	14	59
12:00 PM	0	5	1	0	6	0	0	0	0	0	0	3	1	0	4	0	0	0	0	0	10
12:15 PM	1	5	0	0	6	0	0	0	0	0	0	4	0	0	4	1	0	1	0	2	12
12:30 PM	0	5	0	0	5	0	2	0	0	2	1	4	2	0	7	0	1	0	0	1	15
12:45 PM	1	2	0	0	3	0	0	0	0	0	1	3	1	0	5	1	0	0	0	1	9
Total	2	17	1	0	20	0	2	0	0	2	2	14	4	0	20	2	1	1	0	4	46
1:00 PM	0	6	1	0	7	0	0	0	0	0	0	4	0	0	4	1	0	1	0	2	13
1:15 PM	1	5	0	0	6	1	0	0	0	1	0	1	0	0	1	1	0	0	0	1	9
1:30 PM	1	5	0	0	6	0	1	1	0	2	0	3	2	0	5	0	1	0	0	1	14
1:45 PM	0	5	0	0	5	1	1	0	0	2	0	1	1	0	2	3	0	1	0	4	13
Total	2	21	1	0	24	2	2	1	0	5	0	9	3	0	12	5	1	2	0	8	49
2:00 PM	2	4	1	0	7	0	0	0	0	0	0	3	1	0	4	1	0	0	0	1	12
2:15 PM	0	5	1	0	6	1	0	0	0	1	1	3	1	0	5	0	1	1	0	2	14
2:30 PM	0	4	0	0	4	1	0	0	0	1	0	3	0	0	3	3	1	2	0	6	14
2:45 PM	1	5	0	0	6	1	0	0	0	1	0	5	0	0	5	0	1	0	0	1	13
Total	3	18	2	0	23	3	0	0	0	3	1	14	2	0	17	4	3	3	0	10	53
3:00 PM	2	2	0	0	4	2	1	0	0	3	0	4	0	0	4	1	4	1	0	6	17
3:15 PM	0	4	0	0	4	2	0	0	0	2	0	5	0	0	5	3	1	1	0	5	16
3:30 PM	2	2	1	0	5	1	0	1	0	2	1	4	0	0	5	3	3	4	0	10	22
3:45 PM	2	4	0	0	6	0	0	0	0	0	0	4	0	0	4	2	0	2	0	4	14
Total	6	12	1	0	19	5	1	1	0	7	1	17	0	0	18	9	8	8	0	25	69
4:00 PM	2	5	0	0	7	0	2	3	0	5	1	1	0	0	2	3	2	2	0	7	21
4:15 PM	1	3	0	0	4	0	1	1	0	2	1	5	0	0	6	0	1	1	0	2	14
4:30 PM	1	6	1	0	8	0	1	0	0	1	1	2	0	0	3	1	2	1	0	4	16
4:45 PM	2	6	0	0	8	0	0	0	0	0	0	3	0	0	3	1	1	1	0	3	14
Total	6	20	1	0	27	0	4	4	0	8	3	11	0	0	14	5	6	5	0	16	65
5:00 PM	1	5	0	0	6	0	0	0	0	0	0	5	0	0	5	1	0	1	0	2	13
5:15 PM	1	5	0	0	6	0	0	0	0	0	0	1	0	0	1	0	1	1	0	2	9
5:30 PM	1	7	0	0	8	0	0	1	0	1	0	4	0	0	4	1	0	1	0	2	15
5:45 PM	0	4	0	0	4	0	0	0	0	0	1	2	0	0	3	0	1	2	0	3	10
Total	3	21	0	0	24	0	0	1	0	1	1	12	0	0	13	2	2	5	0	9	47
6:00 PM	2	1	0	0	3	0	0	0	0	0	0	2	0	0	2	0	0	2	0	2	7
6:15 PM	1	6	0	0	7	0	0	0	0	0	0	5	0	0	5	0	0	1	0	1	13

PDI File #: **229078 G**  
 Location: **N: Centre Street S: Centre Street**  
 Location: **E: Lagrange Street W: Lagrange Street**  
 City, State: **West Roxbury, MA**  
 Client: **Toole/T. Dennerlein**  
 Site Code: **6131 Task 2**  
 Count Date: **Thursday, January 12, 2023**  
 Start Time: **7:00 AM**  
 End Time: **7:00 PM**  
 Class:



**Heavy Vehicles-Combined (Buses, Single-Unit Trucks, Articulated Trucks)**

	Centre Street					Lagrange Street					Centre Street					Lagrange Street					Total
	from North					from East					from South					from West					
	Right	Thru	Left	U-Turn	Total	Right	Thru	Left	U-Turn	Total	Right	Thru	Left	U-Turn	Total	Right	Thru	Left	U-Turn	Total	
6:30 PM	1	2	0	0	3	0	0	0	0	0	0	2	0	0	2	0	0	1	0	1	6
6:45 PM	1	2	0	0	3	0	0	0	0	0	0	1	0	0	1	0	0	2	0	2	6
<b>Total</b>	<b>5</b>	<b>11</b>	<b>0</b>	<b>0</b>	<b>16</b>	<b>0</b>	<b>0</b>	<b>0</b>	<b>0</b>	<b>0</b>	<b>0</b>	<b>10</b>	<b>0</b>	<b>0</b>	<b>10</b>	<b>0</b>	<b>0</b>	<b>6</b>	<b>0</b>	<b>6</b>	<b>32</b>
Grand Total	46	209	14	0	269	26	25	19	0	70	17	196	48	0	261	54	42	58	0	154	754
Approach %	17.1	77.7	5.2	0.0		37.1	35.7	27.1	0.0		6.5	75.1	18.4	0.0		35.1	27.3	37.7	0.0		
Total %	6.1	27.7	1.9	0.0	35.7	3.4	3.3	2.5	0.0	9.3	2.3	26.0	6.4	0.0	34.6	7.2	5.6	7.7	0.0	20.4	
Exiting Leg Total	280					73					282					119					754
Buses	35	92	5	0	132	14	9	6	0	29	5	83	4	0	92	11	29	47	0	87	340
% Buses	76.1	44.0	35.7	0.0	49.1	53.8	36.0	31.6	0.0	41.4	29.4	42.3	8.3	0.0	35.2	20.4	69.0	81.0	0.0	56.5	45.1
Exiting Leg Total	144					39					109					48					340
Single-Unit Trucks	10	102	9	0	121	11	16	12	0	39	12	96	38	0	146	36	12	8	0	56	362
% Single-Unit	21.7	48.8	64.3	0.0	45.0	42.3	64.0	63.2	0.0	55.7	70.6	49.0	79.2	0.0	55.9	66.7	28.6	13.8	0.0	36.4	48.0
Exiting Leg Total	115					33					150					64					362
Articulated Trucks	1	15	0	0	16	1	0	1	0	2	0	17	6	0	23	7	1	3	0	11	52
% Articulated	2.2	7.2	0.0	0.0	5.9	3.8	0.0	5.3	0.0	2.9	0.0	8.7	12.5	0.0	8.8	13.0	2.4	5.2	0.0	7.1	6.9
Exiting Leg Total	21					1					23					7					52

AM Peak Hour Analysis from 07:00 AM to 10:00 AM begins at:

	Centre Street					Lagrange Street					Centre Street					Lagrange Street					Total
	from North					from East					from South					from West					
	Right	Thru	Left	U-Turn	Total	Right	Thru	Left	U-Turn	Total	Right	Thru	Left	U-Turn	Total	Right	Thru	Left	U-Turn	Total	
8:30 AM	1	6	0	0	7	1	2	0	0	3	0	3	1	0	4	1	3	1	0	5	19
8:45 AM	3	7	0	0	10	1	1	1	0	3	0	4	4	0	8	1	1	0	0	2	23
9:00 AM	0	5	0	0	5	1	0	0	0	1	1	14	2	0	17	1	0	1	0	2	25
9:15 AM	1	4	0	0	5	2	2	0	0	4	2	8	2	0	12	0	8	7	0	15	36
Total Volume	5	22	0	0	27	5	5	1	0	11	3	29	9	0	41	3	12	9	0	24	103
% Approach Total	18.5	81.5	0.0	0.0		45.5	45.5	9.1	0.0		7.3	70.7	22.0	0.0		12.5	50.0	37.5	0.0		
PHF	0.417	0.786	0.000	0.000	0.675	0.625	0.625	0.250	0.000	0.688	0.375	0.518	0.563	0.000	0.603	0.750	0.375	0.321	0.000	0.400	0.715
Buses	4	9	0	0	13	3	2	1	0	6	0	12	0	0	12	0	9	8	0	17	48
Buses %	80.0	40.9	0.0	0.0	48.1	60.0	40.0	100.0	0.0	54.5	0.0	41.4	0.0	0.0	29.3	0.0	75.0	88.9	0.0	70.8	46.6
Single-Unit Trucks	1	10	0	0	11	2	3	0	0	5	3	12	5	0	20	2	3	1	0	6	42
Single-Unit %	20.0	45.5	0.0	0.0	40.7	40.0	60.0	0.0	0.0	45.5	100.0	41.4	55.6	0.0	48.8	66.7	25.0	11.1	0.0	25.0	40.8
Articulated Trucks	0	3	0	0	3	0	0	0	0	0	0	5	4	0	9	1	0	0	0	1	13
Articulated %	0.0	13.6	0.0	0.0	11.1	0.0	0.0	0.0	0.0	0.0	0.0	17.2	44.4	0.0	22.0	33.3	0.0	0.0	0.0	4.2	12.6
Buses	4	9	0	0	13	3	2	1	0	6	0	12	0	0	12	0	9	8	0	17	48
Single-Unit Trucks	1	10	0	0	11	2	3	0	0	5	3	12	5	0	20	2	3	1	0	6	42
Articulated Trucks	0	3	0	0	3	0	0	0	0	0	0	5	4	0	9	1	0	0	0	1	13
Total Entering Leg	5	22	0	0	27	5	5	1	0	11	3	29	9	0	41	3	12	9	0	24	103
Buses	23					9					10					6					48
Single-Unit Trucks	15					6					12					9					42
Articulated Trucks	5					0					4					4					13
Total Exiting Leg	43					15					26					19					103

MidDay Peak Hour Analysis from 10:00 AM to 2:00 PM begins at:

	Centre Street					Lagrange Street					Centre Street					Lagrange Street					Total
	from North					from East					from South					from West					
	Right	Thru	Left	U-Turn	Total	Right	Thru	Left	U-Turn	Total	Right	Thru	Left	U-Turn	Total	Right	Thru	Left	U-Turn	Total	
10:00 AM	1	8	0	0	9	0	3	0	0	3	0	3	1	0	4	3	1	2	0	6	22
10:15 AM	0	5	0	0	5	2	0	0	0	2	0	7	1	0	8	2	0	0	0	2	17
10:30 AM	2	5	1	0	8	0	0	1	0	1	0	4	0	0	4	1	0	0	0	1	14
10:45 AM	0	0	1	0	1	0	0	0	0	0	0	2	2	0	4	2	0	1	0	3	8
Total Volume	3	18	2	0	23	2	3	1	0	6	0	16	4	0	20	8	1	3	0	12	61
% Approach Total	13.0	78.3	8.7	0.0		33.3	50.0	16.7	0.0		0.0	80.0	20.0	0.0		66.7	8.3	25.0	0.0		
PHF	0.375	0.563	0.500	0.000	0.639	0.250	0.250	0.250	0.000	0.500	0.000	0.571	0.500	0.000	0.625	0.667	0.250	0.375	0.000	0.500	0.693
Buses	1	2	0	0	3	0	0	0	0	0	0	6	0	0	6	0	1	2	0	3	12
Buses %	33.3	11.1	0.0	0.0	13.0	0.0	0.0	0.0	0.0	0.0	0.0	37.5	0.0	0.0	30.0	0.0	100.0	66.7	0.0	25.0	19.7
Single-Unit Trucks	2	13	2	0	17	2	3	1	0	6	0	10	2	0	12	7	0	1	0	8	43
Single-Unit %	66.7	72.2	100.0	0.0	73.9	100.0	100.0	100.0	0.0	100.0	0.0	62.5	50.0	0.0	60.0	87.5	0.0	33.3	0.0	66.7	70.5

PDI File #: **229078 G**  
 Location: **N: Centre Street S: Centre Street**  
 Location: **E: Lagrange Street W: Lagrange Street**  
 City, State: **West Roxbury, MA**  
 Client: **Toole/T. Dennerlein**  
 Site Code: **6131 Task 2**  
 Count Date: **Thursday, January 12, 2023**  
 Start Time: **7:00 AM**  
 End Time: **7:00 PM**  
 Class:



**Heavy Vehicles-Combined (Buses, Single-Unit Trucks, Articulated Trucks)**

	Centre Street					Lagrange Street					Centre Street					Lagrange Street					Total
	from North					from East					from South					from West					
	Right	Thru	Left	U-Turn	Total	Right	Thru	Left	U-Turn	Total	Right	Thru	Left	U-Turn	Total	Right	Thru	Left	U-Turn	Total	
Articulated Trucks	0	3	0	0	3	0	0	0	0	0	0	0	2	0	2	1	0	0	0	1	6
Articulated %	0.0	16.7	0.0	0.0	13.0	0.0	0.0	0.0	0.0	0.0	0.0	0.0	50.0	0.0	10.0	12.5	0.0	0.0	0.0	8.3	9.8
Buses	1	2	0	0	3	0	0	0	0	0	0	6	0	0	6	0	1	2	0	3	12
Single-Unit Trucks	2	13	2	0	17	2	3	1	0	6	0	10	2	0	12	7	0	1	0	8	43
Articulated Trucks	0	3	0	0	3	0	0	0	0	0	0	0	2	0	2	1	0	0	0	1	6
Total Entering Leg	3	18	2	0	23	2	3	1	0	6	0	16	4	0	20	8	1	3	0	12	61
Buses					8					1					2					1	12
Single-Unit Trucks					13					2					21					7	43
Articulated Trucks					0					0					4					2	6
Total Exiting Leg					21					3					27					10	61

PM Peak Hour Analysis from 2:00 PM to 07:00 PM begins at:

3:15 PM	Centre Street					Lagrange Street					Centre Street					Lagrange Street					Total
	from North					from East					from South					from West					
	Right	Thru	Left	U-Turn	Total	Right	Thru	Left	U-Turn	Total	Right	Thru	Left	U-Turn	Total	Right	Thru	Left	U-Turn	Total	
3:15 PM	0	4	0	0	4	2	0	0	0	2	0	5	0	0	5	3	1	1	0	5	16
3:30 PM	2	2	1	0	5	1	0	1	0	2	1	4	0	0	5	3	3	4	0	10	22
3:45 PM	2	4	0	0	6	0	0	0	0	0	0	4	0	0	4	2	0	2	0	4	14
4:00 PM	2	5	0	0	7	0	2	3	0	5	1	1	0	0	2	3	2	2	0	7	21
Total Volume	6	15	1	0	22	3	2	4	0	9	2	14	0	0	16	11	6	9	0	26	73
% Approach Total	27.3	68.2	4.5	0.0		33.3	22.2	44.4	0.0		12.5	87.5	0.0	0.0		42.3	23.1	34.6	0.0		
PHF	0.750	0.750	0.250	0.000	0.786	0.375	0.250	0.333	0.000	0.450	0.500	0.700	0.000	0.000	0.800	0.917	0.500	0.563	0.000	0.650	0.830
Buses	6	10	1	0	17	2	1	1	0	4	1	8	0	0	9	5	5	8	0	18	48
Buses %	100.0	66.7	100.0	0.0	77.3	66.7	50.0	25.0	0.0	44.4	50.0	57.1	0.0	0.0	56.3	45.5	83.3	88.9	0.0	69.2	65.8
Single-Unit Trucks	0	4	0	0	4	1	1	3	0	5	1	4	0	0	5	4	1	1	0	6	20
Single-Unit %	0.0	26.7	0.0	0.0	18.2	33.3	50.0	75.0	0.0	55.6	50.0	28.6	0.0	0.0	31.3	36.4	16.7	11.1	0.0	23.1	27.4
Articulated Trucks	0	1	0	0	1	0	0	0	0	0	0	2	0	0	2	2	0	0	0	2	5
Articulated %	0.0	6.7	0.0	0.0	4.5	0.0	0.0	0.0	0.0	0.0	0.0	14.3	0.0	0.0	12.5	18.2	0.0	0.0	0.0	7.7	6.8
Buses	6	10	1	0	17	2	1	1	0	4	1	8	0	0	9	5	5	8	0	18	48
Single-Unit Trucks	0	4	0	0	4	1	1	3	0	5	1	4	0	0	5	4	1	1	0	6	20
Articulated Trucks	0	1	0	0	1	0	0	0	0	0	0	2	0	0	2	2	0	0	0	2	5
Total Entering Leg	6	15	1	0	22	3	2	4	0	9	2	14	0	0	16	11	6	9	0	26	73
Buses					18					7					16					7	48
Single-Unit Trucks					6					2					11					1	20
Articulated Trucks					2					0					3					0	5
Total Exiting Leg					26					9					30					8	73

PDI File #: **229078 G**  
 Location: **N: Centre Street S: Centre Street**  
 Location: **E: Lagrange Street W: Lagrange Street**  
 City, State: **West Roxbury, MA**  
 Client: **Toole/T. Dennerlein**  
 Site Code: **6131 Task 2**  
 Count Date: **Thursday, January 12, 2023**  
 Start Time: **7:00 AM**  
 End Time: **7:00 PM**  
 Class:



**Buses**

	Centre Street					Lagrange Street					Centre Street					Lagrange Street					Total
	from North					from East					from South					from West					
	Right	Thru	Left	U-Turn	Total	Right	Thru	Left	U-Turn	Total	Right	Thru	Left	U-Turn	Total	Right	Thru	Left	U-Turn	Total	
7:00 AM	1	4	0	0	5	1	0	0	0	1	0	0	0	0	0	0	1	2	0	3	9
7:15 AM	0	3	0	0	3	0	0	0	0	0	0	0	0	0	0	0	0	1	0	1	4
7:30 AM	1	3	0	0	4	1	1	0	0	2	1	0	0	0	1	0	0	1	0	1	8
7:45 AM	1	3	1	0	5	0	1	2	0	3	1	0	1	0	2	0	1	1	0	2	12
<b>Total</b>	<b>3</b>	<b>13</b>	<b>1</b>	<b>0</b>	<b>17</b>	<b>2</b>	<b>2</b>	<b>2</b>	<b>0</b>	<b>6</b>	<b>2</b>	<b>0</b>	<b>1</b>	<b>0</b>	<b>3</b>	<b>0</b>	<b>2</b>	<b>5</b>	<b>0</b>	<b>7</b>	<b>33</b>
8:00 AM	0	2	0	0	2	0	0	0	0	0	0	3	0	0	3	0	1	0	0	1	6
8:15 AM	1	2	0	0	3	0	1	0	0	1	1	2	0	0	3	0	0	0	0	0	7
8:30 AM	0	4	0	0	4	1	1	0	0	2	0	1	0	0	1	0	2	1	0	3	10
8:45 AM	3	1	0	0	4	0	1	1	0	2	0	3	0	0	3	0	0	0	0	0	9
<b>Total</b>	<b>4</b>	<b>9</b>	<b>0</b>	<b>0</b>	<b>13</b>	<b>1</b>	<b>3</b>	<b>1</b>	<b>0</b>	<b>5</b>	<b>1</b>	<b>9</b>	<b>0</b>	<b>0</b>	<b>10</b>	<b>0</b>	<b>3</b>	<b>1</b>	<b>0</b>	<b>4</b>	<b>32</b>
9:00 AM	0	2	0	0	2	1	0	0	0	1	0	6	0	0	6	0	0	1	0	1	10
9:15 AM	1	2	0	0	3	1	0	0	0	1	0	2	0	0	2	0	7	6	0	13	19
9:30 AM	0	0	1	0	1	0	0	0	0	0	0	1	0	0	1	1	0	4	0	5	7
9:45 AM	1	4	0	0	5	0	0	0	0	0	0	2	0	0	2	1	1	0	0	2	9
<b>Total</b>	<b>2</b>	<b>8</b>	<b>1</b>	<b>0</b>	<b>11</b>	<b>2</b>	<b>0</b>	<b>0</b>	<b>0</b>	<b>2</b>	<b>0</b>	<b>11</b>	<b>0</b>	<b>0</b>	<b>11</b>	<b>2</b>	<b>8</b>	<b>11</b>	<b>0</b>	<b>21</b>	<b>45</b>
10:00 AM	0	0	0	0	0	0	0	0	0	0	0	2	0	0	2	0	1	1	0	2	4
10:15 AM	0	2	0	0	2	0	0	0	0	0	0	1	0	0	1	0	0	0	0	0	3
10:30 AM	1	0	0	0	1	0	0	0	0	0	0	1	0	0	1	0	0	0	0	0	2
10:45 AM	0	0	0	0	0	0	0	0	0	0	0	2	0	0	2	0	0	1	0	1	3
<b>Total</b>	<b>1</b>	<b>2</b>	<b>0</b>	<b>0</b>	<b>3</b>	<b>0</b>	<b>0</b>	<b>0</b>	<b>0</b>	<b>0</b>	<b>0</b>	<b>6</b>	<b>0</b>	<b>0</b>	<b>6</b>	<b>0</b>	<b>1</b>	<b>2</b>	<b>0</b>	<b>3</b>	<b>12</b>
11:00 AM	0	2	0	0	2	1	0	0	0	1	0	0	0	0	0	1	0	0	0	1	4
11:15 AM	1	1	1	0	3	0	0	0	0	0	0	1	1	0	2	0	0	1	0	1	6
11:30 AM	0	0	0	0	0	0	0	0	0	0	0	1	0	0	1	0	0	1	0	1	2
11:45 AM	0	2	0	0	2	0	0	0	0	0	0	0	0	0	0	0	0	0	0	0	2
<b>Total</b>	<b>1</b>	<b>5</b>	<b>1</b>	<b>0</b>	<b>7</b>	<b>1</b>	<b>0</b>	<b>0</b>	<b>0</b>	<b>1</b>	<b>0</b>	<b>2</b>	<b>1</b>	<b>0</b>	<b>3</b>	<b>1</b>	<b>0</b>	<b>2</b>	<b>0</b>	<b>3</b>	<b>14</b>
12:00 PM	0	1	0	0	1	0	0	0	0	0	0	1	0	0	1	0	0	0	0	0	2
12:15 PM	1	1	0	0	2	0	0	0	0	0	0	1	0	0	1	0	0	1	0	1	4
12:30 PM	0	2	0	0	2	0	0	0	0	0	0	0	1	0	1	0	1	0	0	1	4
12:45 PM	1	0	0	0	1	0	0	0	0	0	0	3	1	0	4	0	0	0	0	0	5
<b>Total</b>	<b>2</b>	<b>4</b>	<b>0</b>	<b>0</b>	<b>6</b>	<b>0</b>	<b>0</b>	<b>0</b>	<b>0</b>	<b>0</b>	<b>0</b>	<b>5</b>	<b>2</b>	<b>0</b>	<b>7</b>	<b>0</b>	<b>1</b>	<b>1</b>	<b>0</b>	<b>2</b>	<b>15</b>
1:00 PM	0	3	0	0	3	0	0	0	0	0	0	2	0	0	2	0	0	1	0	1	6
1:15 PM	0	0	0	0	0	1	0	0	0	1	0	0	0	0	0	0	0	0	0	0	1
1:30 PM	1	0	0	0	1	0	0	0	0	0	0	2	0	0	2	0	0	0	0	0	3
1:45 PM	0	3	0	0	3	0	1	0	0	1	0	0	0	0	0	1	0	1	0	2	6
<b>Total</b>	<b>1</b>	<b>6</b>	<b>0</b>	<b>0</b>	<b>7</b>	<b>1</b>	<b>1</b>	<b>0</b>	<b>0</b>	<b>2</b>	<b>0</b>	<b>4</b>	<b>0</b>	<b>0</b>	<b>4</b>	<b>1</b>	<b>0</b>	<b>2</b>	<b>0</b>	<b>3</b>	<b>16</b>
2:00 PM	1	1	0	0	2	0	0	0	0	0	0	1	0	0	1	0	0	0	0	0	3
2:15 PM	0	2	0	0	2	1	0	0	0	1	0	1	0	0	1	0	0	0	0	0	4
2:30 PM	0	2	0	0	2	1	0	0	0	1	0	1	0	0	1	1	0	1	0	2	6
2:45 PM	1	2	0	0	3	1	0	0	0	1	0	4	0	0	4	0	1	0	0	1	9
<b>Total</b>	<b>2</b>	<b>7</b>	<b>0</b>	<b>0</b>	<b>9</b>	<b>3</b>	<b>0</b>	<b>0</b>	<b>0</b>	<b>3</b>	<b>0</b>	<b>7</b>	<b>0</b>	<b>0</b>	<b>7</b>	<b>1</b>	<b>1</b>	<b>1</b>	<b>0</b>	<b>3</b>	<b>22</b>
3:00 PM	2	2	0	0	4	2	0	0	0	2	0	3	0	0	3	0	3	1	0	4	13
3:15 PM	0	1	0	0	1	2	0	0	0	2	0	2	0	0	2	2	0	1	0	3	8
3:30 PM	2	1	1	0	4	0	0	1	0	1	0	3	0	0	3	2	3	3	0	8	16
3:45 PM	2	3	0	0	5	0	0	0	0	0	0	3	0	0	3	0	0	2	0	2	10
<b>Total</b>	<b>6</b>	<b>7</b>	<b>1</b>	<b>0</b>	<b>14</b>	<b>4</b>	<b>0</b>	<b>1</b>	<b>0</b>	<b>5</b>	<b>0</b>	<b>11</b>	<b>0</b>	<b>0</b>	<b>11</b>	<b>4</b>	<b>6</b>	<b>7</b>	<b>0</b>	<b>17</b>	<b>47</b>
4:00 PM	2	5	0	0	7	0	1	0	0	1	1	0	0	0	1	1	2	2	0	5	14
4:15 PM	0	3	0	0	3	0	1	1	0	2	0	5	0	0	5	0	1	1	0	2	12
4:30 PM	1	2	1	0	4	0	1	0	0	1	1	2	0	0	3	0	2	1	0	3	11
4:45 PM	2	3	0	0	5	0	0	0	0	0	0	3	0	0	3	1	1	1	0	3	11
<b>Total</b>	<b>5</b>	<b>13</b>	<b>1</b>	<b>0</b>	<b>19</b>	<b>0</b>	<b>3</b>	<b>1</b>	<b>0</b>	<b>4</b>	<b>2</b>	<b>10</b>	<b>0</b>	<b>0</b>	<b>12</b>	<b>2</b>	<b>6</b>	<b>5</b>	<b>0</b>	<b>13</b>	<b>48</b>
5:00 PM	1	2	0	0	3	0	0	0	0	0	0	3	0	0	3	0	0	1	0	1	7
5:15 PM	1	2	0	0	3	0	0	0	0	0	0	1	0	0	1	0	1	1	0	2	6
5:30 PM	1	4	0	0	5	0	0	1	0	1	0	3	0	0	3	0	0	1	0	1	10
5:45 PM	0	4	0	0	4	0	0	0	0	0	0	2	0	0	2	0	0	2	0	2	8
<b>Total</b>	<b>3</b>	<b>12</b>	<b>0</b>	<b>0</b>	<b>15</b>	<b>0</b>	<b>0</b>	<b>1</b>	<b>0</b>	<b>1</b>	<b>0</b>	<b>9</b>	<b>0</b>	<b>0</b>	<b>9</b>	<b>0</b>	<b>1</b>	<b>5</b>	<b>0</b>	<b>6</b>	<b>31</b>
6:00 PM	2	1	0	0	3	0	0	0	0	0	0	2	0	0	2	0	0	2	0	2	7
6:15 PM	1	2	0	0	3	0	0	0	0	0	0	4	0	0	4	0	0	1	0	1	8

PDI File #: **229078 G**  
 Location: **N: Centre Street S: Centre Street**  
 Location: **E: Lagrange Street W: Lagrange Street**  
 City, State: **West Roxbury, MA**  
 Client: **Toole/T. Dennerlein**  
 Site Code: **6131 Task 2**  
 Count Date: **Thursday, January 12, 2023**  
 Start Time: **7:00 AM**  
 End Time: **7:00 PM**  
 Class:



**Buses**

	Centre Street					Lagrange Street					Centre Street					Lagrange Street					Total
	from North					from East					from South					from West					
	Right	Thru	Left	U-Turn	Total	Right	Thru	Left	U-Turn	Total	Right	Thru	Left	U-Turn	Total	Right	Thru	Left	U-Turn	Total	
6:30 PM	1	1	0	0	2	0	0	0	0	0	0	2	0	0	2	0	0	1	0	1	5
6:45 PM	1	2	0	0	3	0	0	0	0	0	0	1	0	0	1	0	0	1	0	1	5
<b>Total</b>	<b>5</b>	<b>6</b>	<b>0</b>	<b>0</b>	<b>11</b>	<b>0</b>	<b>0</b>	<b>0</b>	<b>0</b>	<b>0</b>	<b>0</b>	<b>9</b>	<b>0</b>	<b>0</b>	<b>9</b>	<b>0</b>	<b>0</b>	<b>5</b>	<b>0</b>	<b>5</b>	<b>25</b>
Grand Total	35	92	5	0	132	14	9	6	0	29	5	83	4	0	92	11	29	47	0	87	340
Approach %	26.5	69.7	3.8	0.0	48.3	31.0	20.7	0.0	5.4	90.2	4.3	0.0	12.6	33.3	54.0	0.0					
Total %	10.3	27.1	1.5	0.0	38.8	4.1	2.6	1.8	0.0	8.5	1.5	24.4	1.2	0.0	27.1	3.2	8.5	13.8	0.0	25.6	
Exiting Leg Total	144					39					109					48					340

AM Peak Hour Analysis from 07:00 AM to 10:00 AM begins at:

	Centre Street					Lagrange Street					Centre Street					Lagrange Street					Total
	from North					from East					from South					from West					
	Right	Thru	Left	U-Turn	Total	Right	Thru	Left	U-Turn	Total	Right	Thru	Left	U-Turn	Total	Right	Thru	Left	U-Turn	Total	
8:30 AM	0	4	0	0	4	1	1	0	0	2	0	1	0	0	1	0	2	1	0	3	10
8:45 AM	3	1	0	0	4	0	1	1	0	2	0	3	0	0	3	0	0	0	0	0	9
9:00 AM	0	2	0	0	2	1	0	0	0	1	0	6	0	0	6	0	0	1	0	1	10
9:15 AM	1	2	0	0	3	1	0	0	0	1	0	2	0	0	2	0	7	6	0	13	19
Total Volume	4	9	0	0	13	3	2	1	0	6	0	12	0	0	12	0	9	8	0	17	48
% Approach Total	30.8	69.2	0.0	0.0	50.0	33.3	16.7	0.0	0.0	100.0	0.0	0.0	0.0	52.9	47.1	0.0					
PHF	0.333	0.563	0.000	0.000	0.813	0.750	0.500	0.250	0.000	0.750	0.000	0.500	0.000	0.000	0.500	0.000	0.321	0.333	0.000	0.327	0.632
Entering Leg	4	9	0	0	13	3	2	1	0	6	0	12	0	0	12	0	9	8	0	17	48
Exiting Leg	23					9					10					6					48
Total	36					15					22					23					96

MidDay Peak Hour Analysis from 10:00 AM to 2:00 PM begins at:

	Centre Street					Lagrange Street					Centre Street					Lagrange Street					Total	
	from North					from East					from South					from West						
	Right	Thru	Left	U-Turn	Total	Right	Thru	Left	U-Turn	Total	Right	Thru	Left	U-Turn	Total	Right	Thru	Left	U-Turn	Total		
12:15 PM	1	1	0	0	2	0	0	0	0	0	0	1	0	0	1	0	0	1	0	1	4	
12:30 PM	0	2	0	0	2	0	0	0	0	0	0	0	1	0	1	0	1	0	0	1	4	
12:45 PM	1	0	0	0	1	0	0	0	0	0	0	3	1	0	4	0	0	0	0	0	5	
1:00 PM	0	3	0	0	3	0	0	0	0	0	0	2	0	0	2	0	0	1	0	1	6	
Total Volume	2	6	0	0	8	0	0	0	0	0	0	6	2	0	8	0	1	2	0	3	19	
% Approach Total	25.0	75.0	0.0	0.0	0.0	0.0	0.0	0.0	0.0	0.0	75.0	25.0	0.0	0.0	33.3	66.7	0.0					
PHF	0.500	0.500	0.000	0.000	0.667	0.000	0.000	0.000	0.000	0.000	0.000	0.500	0.500	0.000	0.500	0.000	0.250	0.500	0.000	0.750	0.792	
Entering Leg	2	6	0	0	8	0	0	0	0	0	0	6	2	0	8	0	1	2	0	3	19	
Exiting Leg	8					1					6					4					19	
Total	16					1					14					7					38	

PM Peak Hour Analysis from 2:00 PM to 07:00 PM begins at:

	Centre Street					Lagrange Street					Centre Street					Lagrange Street					Total
	from North					from East					from South					from West					
	Right	Thru	Left	U-Turn	Total	Right	Thru	Left	U-Turn	Total	Right	Thru	Left	U-Turn	Total	Right	Thru	Left	U-Turn	Total	
3:30 PM	2	1	1	0	4	0	0	1	0	1	0	3	0	0	3	2	3	3	0	8	16
3:45 PM	2	3	0	0	5	0	0	0	0	0	0	3	0	0	3	0	0	2	0	2	10
4:00 PM	2	5	0	0	7	0	1	0	0	1	1	0	0	0	1	1	2	2	0	5	14
4:15 PM	0	3	0	0	3	0	1	1	0	2	0	5	0	0	5	0	1	1	0	2	12
Total Volume	6	12	1	0	19	0	2	2	0	4	1	11	0	0	12	3	6	8	0	17	52
% Approach Total	31.6	63.2	5.3	0.0	0.0	50.0	50.0	0.0	8.3	91.7	0.0	0.0	17.6	35.3	47.1	0.0					
PHF	0.750	0.600	0.250	0.000	0.679	0.000	0.500	0.500	0.000	0.500	0.250	0.550	0.000	0.000	0.600	0.375	0.500	0.667	0.000	0.531	0.813
Entering Leg	6	12	1	0	19	0	2	2	0	4	1	11	0	0	12	3	6	8	0	17	52
Exiting Leg	19					8					17					8					52
Total	38					12					29					25					104



PDI File #: **229078 G**  
 Location: **N: Centre Street S: Centre Street**  
 Location: **E: Lagrange Street W: Lagrange Street**  
 City, State: **West Roxbury, MA**  
 Client: **Toole/T. Dennerlein**  
 Site Code: **6131 Task 2**  
 Count Date: **Thursday, January 12, 2023**  
 Start Time: **7:00 AM**  
 End Time: **7:00 PM**  
 Class:



**Single-Unit Trucks**

	Centre Street					Lagrange Street					Centre Street					Lagrange Street					Total
	from North					from East					from South					from West					
	Right	Thru	Left	U-Turn	Total	Right	Thru	Left	U-Turn	Total	Right	Thru	Left	U-Turn	Total	Right	Thru	Left	U-Turn	Total	
7:00 AM	0	0	0	0	0	0	0	0	0	0	0	5	2	0	7	0	0	0	0	0	7
7:15 AM	0	0	0	0	0	1	1	1	0	3	1	6	5	0	12	1	0	0	0	1	16
7:30 AM	0	0	0	0	0	0	0	0	0	0	0	3	1	0	4	1	1	0	0	2	6
7:45 AM	2	6	1	0	9	0	2	0	0	2	1	8	4	0	13	1	0	0	0	1	25
<b>Total</b>	2	6	1	0	9	1	3	1	0	5	2	22	12	0	36	3	1	0	0	4	54
8:00 AM	0	2	0	0	2	0	0	1	0	1	0	2	3	0	5	1	0	0	0	1	9
8:15 AM	0	3	0	0	3	0	0	0	0	0	0	2	4	0	6	0	1	0	0	1	10
8:30 AM	1	2	0	0	3	0	1	0	0	1	0	1	1	0	2	1	1	0	0	2	8
8:45 AM	0	3	0	0	3	1	0	0	0	1	0	0	1	0	1	0	1	0	0	1	6
<b>Total</b>	1	10	0	0	11	1	1	1	0	3	0	5	9	0	14	2	3	0	0	5	33
9:00 AM	0	3	0	0	3	0	0	0	0	0	1	5	1	0	7	1	0	0	0	1	11
9:15 AM	0	2	0	0	2	1	2	0	0	3	2	6	2	0	10	0	1	1	0	2	17
9:30 AM	1	1	0	0	2	0	0	1	0	1	0	4	1	0	5	1	0	0	0	1	9
9:45 AM	0	2	0	0	2	1	1	1	0	3	1	5	1	0	7	1	0	0	0	1	13
<b>Total</b>	1	8	0	0	9	2	3	2	0	7	4	20	5	0	29	3	1	1	0	5	50
10:00 AM	1	7	0	0	8	0	3	0	0	3	0	1	0	1	1	2	0	1	0	3	15
10:15 AM	0	2	0	0	2	2	0	0	0	2	0	6	0	0	6	2	0	0	0	2	12
10:30 AM	1	4	1	0	6	0	0	1	0	1	0	3	0	0	3	1	0	0	0	1	11
10:45 AM	0	0	1	0	1	0	0	0	0	0	0	0	2	0	2	2	0	0	0	2	5
<b>Total</b>	2	13	2	0	17	2	3	1	0	6	0	10	2	0	12	7	0	1	0	8	43
11:00 AM	1	3	1	0	5	2	1	0	0	3	0	2	1	0	3	0	1	2	0	3	14
11:15 AM	0	4	0	0	4	0	0	2	0	2	0	2	0	0	2	0	0	0	0	0	8
11:30 AM	0	0	1	0	1	0	0	0	0	0	0	2	2	0	4	1	1	0	0	2	7
11:45 AM	0	2	0	0	2	1	0	1	0	2	0	4	0	0	4	4	0	0	0	4	12
<b>Total</b>	1	9	2	0	12	3	1	3	0	7	0	10	3	0	13	5	2	2	0	9	41
12:00 PM	0	4	1	0	5	0	0	0	0	0	0	2	1	0	3	0	0	0	0	0	8
12:15 PM	0	3	0	0	3	0	0	0	0	0	0	3	0	0	3	1	0	0	0	1	7
12:30 PM	0	3	0	0	3	0	2	0	0	2	1	4	1	0	6	0	0	0	0	0	11
12:45 PM	0	2	0	0	2	0	0	0	0	0	1	0	0	0	1	1	0	0	0	1	4
<b>Total</b>	0	12	1	0	13	0	2	0	0	2	2	9	2	0	13	2	0	0	0	2	30
1:00 PM	0	3	1	0	4	0	0	0	0	0	0	2	0	0	2	1	0	0	0	1	7
1:15 PM	1	4	0	0	5	0	0	0	0	0	0	1	0	0	1	1	0	0	0	1	7
1:30 PM	0	4	0	0	4	0	1	1	0	2	0	1	2	0	3	0	1	0	0	1	10
1:45 PM	0	2	0	0	2	1	0	0	0	1	0	0	1	0	1	2	0	0	0	2	6
<b>Total</b>	1	13	1	0	15	1	1	1	0	3	0	4	3	0	7	4	1	0	0	5	30
2:00 PM	1	3	1	0	5	0	0	0	0	0	0	2	1	0	3	1	0	0	0	1	9
2:15 PM	0	3	1	0	4	0	0	0	0	0	1	2	1	0	4	0	1	1	0	2	10
2:30 PM	0	1	0	0	1	0	0	0	0	0	0	2	0	0	2	2	0	1	0	3	6
2:45 PM	0	2	0	0	2	0	0	0	0	0	0	1	0	0	1	0	0	0	0	0	3
<b>Total</b>	1	9	2	0	12	0	0	0	0	0	1	7	2	0	10	3	1	2	0	6	28
3:00 PM	0	0	0	0	0	0	1	0	0	1	0	1	0	0	1	1	1	0	0	2	4
3:15 PM	0	3	0	0	3	0	0	0	0	0	0	2	0	0	2	1	1	0	0	2	7
3:30 PM	0	0	0	0	0	1	0	0	0	1	1	1	0	0	2	1	0	1	0	2	5
3:45 PM	0	1	0	0	1	0	0	0	0	0	0	0	0	0	0	0	0	0	0	0	1
<b>Total</b>	0	4	0	0	4	1	1	0	0	2	1	4	0	0	5	3	2	1	0	6	17
4:00 PM	0	0	0	0	0	0	1	3	0	4	0	1	0	0	1	2	0	0	0	2	7
4:15 PM	1	0	0	0	1	0	0	0	0	0	1	0	0	0	1	0	0	0	0	0	2
4:30 PM	0	3	0	0	3	0	0	0	0	0	0	0	0	0	0	1	0	0	0	1	4
4:45 PM	0	2	0	0	2	0	0	0	0	0	0	0	0	0	0	0	0	0	0	0	2
<b>Total</b>	1	5	0	0	6	0	1	3	0	4	1	1	0	0	2	3	0	0	0	3	15
5:00 PM	0	2	0	0	2	0	0	0	0	0	0	2	0	0	2	0	0	0	0	0	4
5:15 PM	0	3	0	0	3	0	0	0	0	0	0	0	0	0	0	0	0	0	0	0	3
5:30 PM	0	3	0	0	3	0	0	0	0	0	0	1	0	0	1	1	0	0	0	1	5
5:45 PM	0	0	0	0	0	0	0	0	0	0	1	0	0	0	1	0	1	0	0	1	2
<b>Total</b>	0	8	0	0	8	0	0	0	0	0	1	3	0	0	4	1	1	0	0	2	14
6:00 PM	0	0	0	0	0	0	0	0	0	0	0	0	0	0	0	0	0	0	0	0	0
6:15 PM	0	4	0	0	4	0	0	0	0	0	0	1	0	0	1	0	0	0	0	0	5

**PDI File #: 229078 G**  
**Location: N: Centre Street S: Centre Street**  
**Location: E: Lagrange Street W: Lagrange Street**  
**City, State: West Roxbury, MA**  
**Client: Toole/T. Dennerlein**  
**Site Code: 6131 Task 2**  
**Count Date: Thursday, January 12, 2023**  
**Start Time: 7:00 AM**  
**End Time: 7:00 PM**  
**Class:**



**Single-Unit Trucks**

	Centre Street					Lagrange Street					Centre Street					Lagrange Street					Total	
	from North					from East					from South					from West						
	Right	Thru	Left	U-Turn	Total	Right	Thru	Left	U-Turn	Total	Right	Thru	Left	U-Turn	Total	Right	Thru	Left	U-Turn	Total		
6:30 PM	0	1	0	0	1	0	0	0	0	0	0	0	0	0	0	0	0	0	0	0	1	
6:45 PM	0	0	0	0	0	0	0	0	0	0	0	0	0	0	0	0	0	1	0	1	1	
<b>Total</b>	0	5	0	0	5	0	0	0	0	0	0	1	0	0	1	0	0	1	0	1	7	
Grand Total	10	102	9	0	121	11	16	12	0	39	12	96	38	0	146	36	12	8	0	56	362	
Approach %	8.3	84.3	7.4	0.0		28.2	41.0	30.8	0.0		8.2	65.8	26.0	0.0		64.3	21.4	14.3	0.0			
Total %	2.8	28.2	2.5	0.0	33.4	3.0	4.4	3.3	0.0	10.8	3.3	26.5	10.5	0.0	40.3	9.9	3.3	2.2	0.0	15.5		
Exiting Leg Total						115					33					150					64	362

**AM Peak Hour Analysis from 07:00 AM to 10:00 AM begins at:**

	Centre Street					Lagrange Street					Centre Street					Lagrange Street					Total	
	from North					from East					from South					from West						
	Right	Thru	Left	U-Turn	Total	Right	Thru	Left	U-Turn	Total	Right	Thru	Left	U-Turn	Total	Right	Thru	Left	U-Turn	Total		
7:15 AM	0	0	0	0	0	1	1	1	0	3	1	6	5	0	12	1	0	0	0	1	16	
7:30 AM	0	0	0	0	0	0	0	0	0	0	0	3	1	0	4	1	1	0	0	2	6	
7:45 AM	2	6	1	0	9	0	2	0	0	2	1	8	4	0	13	1	0	0	0	1	25	
8:00 AM	0	2	0	0	2	0	0	1	0	1	0	2	3	0	5	1	0	0	0	1	9	
Total Volume	2	8	1	0	11	1	3	2	0	6	2	19	13	0	34	4	1	0	0	5	56	
% Approach Total	18.2	72.7	9.1	0.0		16.7	50.0	33.3	0.0		5.9	55.9	38.2	0.0		80.0	20.0	0.0	0.0			
PHF	0.250	0.333	0.250	0.000	0.306	0.250	0.375	0.500	0.000	0.500	0.500	0.594	0.650	0.000	0.654	1.000	0.250	0.000	0.000	0.625	0.560	
Entering Leg	2	8	1	0	11	1	3	2	0	6	2	19	13	0	34	4	1	0	0	5	56	
Exiting Leg						20					4					14					18	56
Total						31					10					48					23	112

**MidDay Peak Hour Analysis from 10:00 AM to 2:00 PM begins at:**

	Centre Street					Lagrange Street					Centre Street					Lagrange Street					Total	
	from North					from East					from South					from West						
	Right	Thru	Left	U-Turn	Total	Right	Thru	Left	U-Turn	Total	Right	Thru	Left	U-Turn	Total	Right	Thru	Left	U-Turn	Total		
10:00 AM	1	7	0	0	8	0	3	0	0	3	0	1	0	0	1	2	0	1	0	3	15	
10:15 AM	0	2	0	0	2	2	0	0	0	2	0	6	0	0	6	2	0	0	0	2	12	
10:30 AM	1	4	1	0	6	0	0	1	0	1	0	3	0	0	3	1	0	0	0	1	11	
10:45 AM	0	0	1	0	1	0	0	0	0	0	0	0	2	0	2	2	0	0	0	2	5	
Total Volume	2	13	2	0	17	2	3	1	0	6	0	10	2	0	12	7	0	1	0	8	43	
% Approach Total	11.8	76.5	11.8	0.0		33.3	50.0	16.7	0.0		0.0	83.3	16.7	0.0		87.5	0.0	12.5	0.0			
PHF	0.500	0.464	0.500	0.000	0.531	0.250	0.250	0.250	0.000	0.500	0.000	0.417	0.250	0.000	0.500	0.875	0.000	0.250	0.000	0.667	0.717	
Entering Leg	2	13	2	0	17	2	3	1	0	6	0	10	2	0	12	7	0	1	0	8	43	
Exiting Leg						13					2					21					7	43
Total						30					8					33					15	86

**PM Peak Hour Analysis from 2:00 PM to 07:00 PM begins at:**

	Centre Street					Lagrange Street					Centre Street					Lagrange Street					Total	
	from North					from East					from South					from West						
	Right	Thru	Left	U-Turn	Total	Right	Thru	Left	U-Turn	Total	Right	Thru	Left	U-Turn	Total	Right	Thru	Left	U-Turn	Total		
2:00 PM	1	3	1	0	5	0	0	0	0	0	0	2	1	0	3	1	0	0	0	1	9	
2:15 PM	0	3	1	0	4	0	0	0	0	0	1	2	1	0	4	0	1	1	0	2	10	
2:30 PM	0	1	0	0	1	0	0	0	0	0	0	2	0	0	2	2	0	1	0	3	6	
2:45 PM	0	2	0	0	2	0	0	0	0	0	0	1	0	0	1	0	0	0	0	0	3	
Total Volume	1	9	2	0	12	0	0	0	0	0	1	7	2	0	10	3	1	2	0	6	28	
% Approach Total	8.3	75.0	16.7	0.0		0.0	0.0	0.0	0.0		10.0	70.0	20.0	0.0		50.0	16.7	33.3	0.0			
PHF	0.250	0.750	0.500	0.000	0.600	0.000	0.000	0.000	0.000	0.000	0.250	0.875	0.500	0.000	0.625	0.375	0.250	0.500	0.000	0.500	0.700	
Entering Leg	1	9	2	0	12	0	0	0	0	0	1	7	2	0	10	3	1	2	0	6	28	
Exiting Leg						9					4					12					3	28
Total						21					4					22					9	56

PDI File #: 229078 G

Location: N: Centre Street S: Centre Street

Location: E: Lagrange Street W: Lagrange Street

City, State: West Roxbury, MA

Client: Toole/T. Dennerlein

Site Code: 6131 Task 2

Count Date: Thursday, January 12, 2023

Start Time: 7:00 AM

End Time: 7:00 PM

Class:



PRECISION  
D A T A  
INDUSTRIES, LLC  
157 Washington Street, Suite 2  
Hudson, MA 01749  
Office: 508-875-0100 Fax: 508-875-0118

Articulated Trucks

	Centre Street					Lagrange Street					Centre Street					Lagrange Street					Total
	from North					from East					from South					from West					
	Right	Thru	Left	U-Turn	Total	Right	Thru	Left	U-Turn	Total	Right	Thru	Left	U-Turn	Total	Right	Thru	Left	U-Turn	Total	
7:00 AM	0	0	0	0	0	0	0	0	0	0	0	1	0	0	1	0	0	1	0	1	2
7:15 AM	0	0	0	0	0	0	0	0	0	0	0	2	0	0	2	0	0	0	0	0	2
7:30 AM	0	0	0	0	0	1	0	0	0	1	0	4	0	0	4	0	0	1	0	1	6
7:45 AM	0	0	0	0	0	0	0	0	0	0	0	0	0	0	0	0	0	0	0	0	0
Total	0	0	0	0	0	1	0	0	0	1	0	7	0	0	7	0	0	2	0	2	10
8:00 AM	0	0	0	0	0	0	0	0	0	0	0	2	0	0	2	0	0	0	0	0	2
8:15 AM	0	0	0	0	0	0	0	0	0	0	0	0	0	0	0	0	0	0	0	0	0
8:30 AM	0	0	0	0	0	0	0	0	0	0	0	1	0	0	1	0	0	0	0	0	1
8:45 AM	0	3	0	0	3	0	0	0	0	0	0	1	3	0	4	1	0	0	0	1	8
Total	0	3	0	0	3	0	0	0	0	0	0	4	3	0	7	1	0	0	0	1	11
9:00 AM	0	0	0	0	0	0	0	0	0	0	0	3	1	0	4	0	0	0	0	0	4
9:15 AM	0	0	0	0	0	0	0	0	0	0	0	0	0	0	0	0	0	0	0	0	0
9:30 AM	0	0	0	0	0	0	0	0	0	0	0	0	0	0	0	0	1	0	1	1	1
9:45 AM	0	0	0	0	0	0	0	0	0	0	0	0	0	0	0	0	0	0	0	0	0
Total	0	0	0	0	0	0	0	0	0	0	0	3	1	0	4	0	0	1	0	1	5
10:00 AM	0	1	0	0	1	0	0	0	0	0	0	0	1	0	1	1	0	0	0	1	3
10:15 AM	0	1	0	0	1	0	0	0	0	0	0	0	1	0	1	0	0	0	0	0	2
10:30 AM	0	1	0	0	1	0	0	0	0	0	0	0	0	0	0	0	0	0	0	0	1
10:45 AM	0	0	0	0	0	0	0	0	0	0	0	0	0	0	0	0	0	0	0	0	0
Total	0	3	0	0	3	0	0	0	0	0	0	0	2	0	2	1	0	0	0	1	6
11:00 AM	0	0	0	0	0	0	0	0	0	0	0	0	0	0	0	0	0	0	0	0	0
11:15 AM	0	0	0	0	0	0	0	1	0	1	0	0	0	0	0	1	0	0	0	1	2
11:30 AM	1	0	0	0	1	0	0	0	0	0	0	0	0	0	0	1	0	0	0	1	2
11:45 AM	0	0	0	0	0	0	0	0	0	0	0	0	0	0	0	0	0	0	0	0	0
Total	1	0	0	0	1	0	0	1	0	1	0	0	0	0	0	2	0	0	0	2	4
12:00 PM	0	0	0	0	0	0	0	0	0	0	0	0	0	0	0	0	0	0	0	0	0
12:15 PM	0	1	0	0	1	0	0	0	0	0	0	0	0	0	0	0	0	0	0	0	1
12:30 PM	0	0	0	0	0	0	0	0	0	0	0	0	0	0	0	0	0	0	0	0	0
12:45 PM	0	0	0	0	0	0	0	0	0	0	0	0	0	0	0	0	0	0	0	0	0
Total	0	1	0	0	1	0	0	0	0	0	0	0	0	0	0	0	0	0	0	0	1
1:00 PM	0	0	0	0	0	0	0	0	0	0	0	0	0	0	0	0	0	0	0	0	0
1:15 PM	0	1	0	0	1	0	0	0	0	0	0	0	0	0	0	0	0	0	0	0	1
1:30 PM	0	1	0	0	1	0	0	0	0	0	0	0	0	0	0	0	0	0	0	0	1
1:45 PM	0	0	0	0	0	0	0	0	0	0	0	1	0	0	1	0	0	0	0	0	1
Total	0	2	0	0	2	0	0	0	0	0	0	1	0	0	1	0	0	0	0	0	3
2:00 PM	0	0	0	0	0	0	0	0	0	0	0	0	0	0	0	0	0	0	0	0	0
2:15 PM	0	0	0	0	0	0	0	0	0	0	0	0	0	0	0	0	0	0	0	0	0
2:30 PM	0	1	0	0	1	0	0	0	0	0	0	0	0	0	0	0	1	0	0	1	2
2:45 PM	0	1	0	0	1	0	0	0	0	0	0	0	0	0	0	0	0	0	0	0	1
Total	0	2	0	0	2	0	0	0	0	0	0	0	0	0	0	0	1	0	0	1	3
3:00 PM	0	0	0	0	0	0	0	0	0	0	0	0	0	0	0	0	0	0	0	0	0
3:15 PM	0	0	0	0	0	0	0	0	0	0	0	1	0	0	1	0	0	0	0	0	1
3:30 PM	0	1	0	0	1	0	0	0	0	0	0	0	0	0	0	0	0	0	0	0	1
3:45 PM	0	0	0	0	0	0	0	0	0	0	0	1	0	0	1	2	0	0	0	2	3
Total	0	1	0	0	1	0	0	0	0	0	0	2	0	0	2	2	0	0	0	2	5
4:00 PM	0	0	0	0	0	0	0	0	0	0	0	0	0	0	0	0	0	0	0	0	0
4:15 PM	0	0	0	0	0	0	0	0	0	0	0	0	0	0	0	0	0	0	0	0	0
4:30 PM	0	1	0	0	1	0	0	0	0	0	0	0	0	0	0	0	0	0	0	0	1
4:45 PM	0	1	0	0	1	0	0	0	0	0	0	0	0	0	0	0	0	0	0	0	1
Total	0	2	0	0	2	0	0	0	0	0	0	0	0	0	0	0	0	0	0	0	2
5:00 PM	0	1	0	0	1	0	0	0	0	0	0	0	0	0	0	1	0	0	0	1	2
5:15 PM	0	0	0	0	0	0	0	0	0	0	0	0	0	0	0	0	0	0	0	0	0
5:30 PM	0	0	0	0	0	0	0	0	0	0	0	0	0	0	0	0	0	0	0	0	0
5:45 PM	0	0	0	0	0	0	0	0	0	0	0	0	0	0	0	0	0	0	0	0	0
Total	0	1	0	0	1	0	0	0	0	0	0	0	0	0	0	1	0	0	0	1	2
6:00 PM	0	0	0	0	0	0	0	0	0	0	0	0	0	0	0	0	0	0	0	0	0
6:15 PM	0	0	0	0	0	0	0	0	0	0	0	0	0	0	0	0	0	0	0	0	0

PDI File #: **229078 G**  
 Location: **N: Centre Street S: Centre Street**  
 Location: **E: Lagrange Street W: Lagrange Street**  
 City, State: **West Roxbury, MA**  
 Client: **Toole/T. Dennerlein**  
 Site Code: **6131 Task 2**  
 Count Date: **Thursday, January 12, 2023**  
 Start Time: **7:00 AM**  
 End Time: **7:00 PM**  
 Class: **Articulated Trucks**



**Articulated Trucks**

	Centre Street					Lagrange Street					Centre Street					Lagrange Street					Total
	from North					from East					from South					from West					
	Right	Thru	Left	U-Turn	Total	Right	Thru	Left	U-Turn	Total	Right	Thru	Left	U-Turn	Total	Right	Thru	Left	U-Turn	Total	
6:30 PM	0	0	0	0	0	0	0	0	0	0	0	0	0	0	0	0	0	0	0	0	0
6:45 PM	0	0	0	0	0	0	0	0	0	0	0	0	0	0	0	0	0	0	0	0	0
Total	0	0	0	0	0	0	0	0	0	0	0	0	0	0	0	0	0	0	0	0	0
Grand Total	1	15	0	0	16	1	0	1	0	2	0	17	6	0	23	7	1	3	0	11	52
Approach %	6.3	93.8	0.0	0.0		50.0	0.0	50.0	0.0		0.0	73.9	26.1	0.0		63.6	9.1	27.3	0.0		
Total %	1.9	28.8	0.0	0.0	30.8	1.9	0.0	1.9	0.0	3.8	0.0	32.7	11.5	0.0	44.2	13.5	1.9	5.8	0.0	21.2	
Exiting Leg Total	21					1					23					7					52

**AM Peak Hour Analysis from 07:00 AM to 10:00 AM begins at:**

8:15 AM	Centre Street					Lagrange Street					Centre Street					Lagrange Street					Total
	from North					from East					from South					from West					
	Right	Thru	Left	U-Turn	Total	Right	Thru	Left	U-Turn	Total	Right	Thru	Left	U-Turn	Total	Right	Thru	Left	U-Turn	Total	
8:15 AM	0	0	0	0	0	0	0	0	0	0	0	0	0	0	0	0	0	0	0	0	0
8:30 AM	0	0	0	0	0	0	0	0	0	0	0	1	0	0	1	0	0	0	0	0	1
8:45 AM	0	3	0	0	3	0	0	0	0	0	0	1	3	0	4	1	0	0	0	1	8
9:00 AM	0	0	0	0	0	0	0	0	0	0	0	3	1	0	4	0	0	0	0	0	4
Total Volume	0	3	0	0	3	0	0	0	0	0	0	5	4	0	9	1	0	0	0	1	13
% Approach Total	0.0	100.0	0.0	0.0		0.0	0.0	0.0	0.0		0.0	55.6	44.4	0.0		100.0	0.0	0.0	0.0		
PHF	0.000	0.250	0.000	0.000	0.250	0.000	0.000	0.000	0.000	0.000	0.000	0.417	0.333	0.000	0.563	0.250	0.000	0.000	0.000	0.250	0.406
Entering Leg	0					0					0					1					13
Exiting Leg	5					0					4					4					13
Total	8					0					13					5					26

**MidDay Peak Hour Analysis from 10:00 AM to 2:00 PM begins at:**

10:00 AM	Centre Street					Lagrange Street					Centre Street					Lagrange Street					Total
	from North					from East					from South					from West					
	Right	Thru	Left	U-Turn	Total	Right	Thru	Left	U-Turn	Total	Right	Thru	Left	U-Turn	Total	Right	Thru	Left	U-Turn	Total	
10:00 AM	0	1	0	0	1	0	0	0	0	0	0	0	1	0	1	1	0	0	0	1	3
10:15 AM	0	1	0	0	1	0	0	0	0	0	0	0	1	0	1	0	0	0	0	0	2
10:30 AM	0	1	0	0	1	0	0	0	0	0	0	0	0	0	0	0	0	0	0	0	1
10:45 AM	0	0	0	0	0	0	0	0	0	0	0	0	0	0	0	0	0	0	0	0	0
Total Volume	0	3	0	0	3	0	0	0	0	0	0	0	2	0	2	1	0	0	0	1	6
% Approach Total	0.0	100.0	0.0	0.0		0.0	0.0	0.0	0.0		0.0	0.0	100.0	0.0		100.0	0.0	0.0	0.0		
PHF	0.000	0.750	0.000	0.000	0.750	0.000	0.000	0.000	0.000	0.000	0.000	0.000	0.500	0.000	0.500	0.250	0.000	0.000	0.000	0.250	0.500
Entering Leg	0					0					2					1					6
Exiting Leg	3					0					4					2					6
Total	3					0					6					3					12

**PM Peak Hour Analysis from 2:00 PM to 07:00 PM begins at:**

3:00 PM	Centre Street					Lagrange Street					Centre Street					Lagrange Street					Total
	from North					from East					from South					from West					
	Right	Thru	Left	U-Turn	Total	Right	Thru	Left	U-Turn	Total	Right	Thru	Left	U-Turn	Total	Right	Thru	Left	U-Turn	Total	
3:00 PM	0	0	0	0	0	0	0	0	0	0	0	0	0	0	0	0	0	0	0	0	0
3:15 PM	0	0	0	0	0	0	0	0	0	0	0	1	0	0	1	0	0	0	0	0	1
3:30 PM	0	1	0	0	1	0	0	0	0	0	0	0	0	0	0	0	0	0	0	0	1
3:45 PM	0	0	0	0	0	0	0	0	0	0	0	1	0	0	1	2	0	0	0	2	3
Total Volume	0	1	0	0	1	0	0	0	0	0	0	2	0	0	2	2	0	0	0	2	5
% Approach Total	0.0	100.0	0.0	0.0		0.0	0.0	0.0	0.0		0.0	100.0	0.0	0.0		100.0	0.0	0.0	0.0		
PHF	0.000	0.250	0.000	0.000	0.250	0.000	0.000	0.000	0.000	0.000	0.000	0.500	0.000	0.000	0.500	0.250	0.000	0.000	0.000	0.250	0.417
Entering Leg	0					0					2					2					5
Exiting Leg	2					0					3					0					5
Total	3					0					5					2					10



PDI File #: 229078 G  
 Location: N: Centre Street S: Centre Street  
 Location: E: Lagrange Street W: Lagrange Street  
 City, State: West Roxbury, MA  
 Client: Toole/T. Dennerlein  
 Site Code: 6131 Task 2  
 Count Date: Thursday, January 12, 2023  
 Start Time: 7:00 AM  
 End Time: 7:00 PM  
 Class:



**Bicycles (on Roadway and Crosswalks)**

	Centre Street								Lagrange Street								Centre Street								Lagrange Street								Total							
	from North								from East								from South								from West															
	Right	Thru	Left	U-Turn	CW-EB	CW-WB	Total		Right	Thru	Left	U-Turn	CW-SB	CW-NB	Total		Right	Thru	Left	U-Turn	CW-WB	CW-EB	Total		Right	Thru	Left	U-Turn	CW-NB	CW-SB	Total									
6:30 PM	0	0	0	0	0	0	0	0	0	0	0	0	0	0	0	0	0	0	0	0	0	0	0	0	0	0	0	0	0	0	0	0	0	0	0	0	0	0	0	0
6:45 PM	0	0	0	0	0	0	0	0	0	0	0	0	0	0	0	0	0	0	0	0	0	0	0	0	0	0	0	0	0	0	0	0	0	0	0	0	0	0	0	0
<b>Total</b>	0	0	0	0	0	0	0	0	0	0	0	0	0	0	0	0	0	0	0	0	0	0	0	0	0	0	0	0	0	2	2	2	2	0	0	0	0	0	0	2
<b>Grand Total</b>	1	0	0	0	1	0	2	0	0	0	0	0	1	1	0	2	0	0	0	0	0	2	0	0	1	0	2	3	6	6	6	6	0	0	0	0	0	0	11	
<b>Approach %</b>	50.0	0.0	0.0	0.0	50.0	0.0		0.0	0.0	0.0	0.0	0.0	100.0		0.0	100.0	0.0	0.0	0.0	0.0			0.0	0.0	16.7	0.0	33.3	50.0												
<b>Total %</b>	9.1	0.0	0.0	0.0	9.1	0.0	18.2	0.0	0.0	0.0	0.0	0.0	9.1	9.1	0.0	18.2	0.0	0.0	0.0	0.0	18.2		0.0	0.0	9.1	0.0	18.2	27.3	54.5		54.5	54.5	0.0	0.0	0.0	0.0	0.0	0.0	54.5	
<b>Exiting Leg Total</b>	4							1							0							6							11											

**AM Peak Hour Analysis from 07:00 AM to 10:00 AM begins at:**

7:30 AM	Centre Street								Lagrange Street								Centre Street								Lagrange Street								Total							
	from North								from East								from South								from West															
	Right	Thru	Left	U-Turn	CW-EB	CW-WB	Total		Right	Thru	Left	U-Turn	CW-SB	CW-NB	Total		Right	Thru	Left	U-Turn	CW-WB	CW-EB	Total		Right	Thru	Left	U-Turn	CW-NB	CW-SB	Total									
7:30 AM	0	0	0	0	0	0	0	0	0	0	0	0	0	0	0	0	0	0	0	0	0	0	0	0	0	0	0	0	0	0	0	0	0	0	0	0	0	0	0	0
7:45 AM	0	0	0	0	0	0	0	0	0	0	0	0	0	0	0	0	0	0	0	0	0	0	0	0	0	0	0	0	0	0	0	0	0	0	0	0	0	0	0	0
8:00 AM	0	0	0	0	0	0	0	0	0	0	0	0	0	0	0	0	0	0	0	0	0	0	0	0	0	0	0	0	0	0	0	0	0	0	0	0	0	0	0	0
8:15 AM	0	0	0	0	0	0	0	0	0	0	0	0	1	1	0	0	0	0	0	0	0	0	0	0	0	0	0	0	0	0	0	0	0	0	0	0	0	0	1	
<b>Total Volume</b>	0	0	0	0	0	0	0	0	0	0	0	0	1	1	0	0	0	0	0	0	0	0	0	0	0	0	0	0	0	0	0	0	0	0	0	0	0	0	1	
<b>% Approach Total</b>	0.0	0.0	0.0	0.0	0.0	0.0		0.0	0.0	0.0	0.0	0.0	100.0		0.0	0.0	0.0	0.0	0.0	0.0			0.0	0.0	0.0	0.0	0.0	0.0												
<b>PHF</b>	0.000	0.000	0.000	0.000	0.000	0.000	0.000	0.000	0.000	0.000	0.000	0.000	0.250	0.250	0.000	0.000	0.000	0.000	0.000	0.000	0.000	0.000	0.000	0.000	0.000	0.000	0.000	0.000	0.000	0.000	0.000	0.250	0.000	0.000	0.000	0.000	0.000	0.000	0.250	
<b>Entering Leg</b>	0	0	0	0	0	0	0	0	0	0	0	0	1	1	0	0	0	0	0	0	0	0	0	0	0	0	0	0	0	0	0	0	0	0	0	0	0	0	1	
<b>Exiting Leg</b>	0							1							0							0							1											
<b>Total</b>	0							2							0							0							2											

**MidDay Peak Hour Analysis from 10:00 AM to 2:00 PM begins at:**

10:30 AM	Centre Street								Lagrange Street								Centre Street								Lagrange Street								Total							
	from North								from East								from South								from West															
	Right	Thru	Left	U-Turn	CW-EB	CW-WB	Total		Right	Thru	Left	U-Turn	CW-SB	CW-NB	Total		Right	Thru	Left	U-Turn	CW-WB	CW-EB	Total		Right	Thru	Left	U-Turn	CW-NB	CW-SB	Total									
10:30 AM	0	0	0	0	0	0	0	0	0	0	0	0	0	0	0	0	0	0	0	0	0	0	0	0	0	0	0	0	0	0	0	0	0	0	0	0	0	0	0	0
10:45 AM	0	0	0	0	0	0	0	0	0	0	0	0	0	0	0	0	0	0	0	0	0	0	0	0	0	0	0	0	0	0	0	0	0	0	0	0	0	0	0	0
11:00 AM	0	0	0	0	1	0	1	0	0	0	0	0	0	0	0	0	0	0	0	0	0	0	0	0	0	0	0	0	1	0	1	1	1	0	0	0	0	0	0	2
11:15 AM	0	0	0	0	0	0	0	0	0	0	0	0	0	0	0	0	0	0	0	0	0	0	0	0	0	0	0	0	1	0	1	1	1	0	0	0	0	0	0	1
<b>Total Volume</b>	0	0	0	0	1	0	1	0	0	0	0	0	0	0	0	0	0	0	0	0	0	0	0	0	0	0	0	0	2	0	2	2	2	0	0	0	0	0	0	3
<b>% Approach Total</b>	0.0	0.0	0.0	0.0	100.0	0.0		0.0	0.0	0.0	0.0	0.0	0.0		0.0	0.0	0.0	0.0	0.0	0.0			0.0	0.0	0.0	0.0	0.0	100.0	0.0											
<b>PHF</b>	0.000	0.000	0.000	0.000	0.250	0.000	0.250	0.000	0.000	0.000	0.000	0.000	0.000	0.000	0.000	0.000	0.000	0.000	0.000	0.000	0.000	0.000	0.000	0.000	0.000	0.000	0.500	0.000	0.500	0.500	0.375	0.375	0.000	0.000	0.000	0.000	0.000	0.000	0.375	
<b>Entering Leg</b>	0	0	0	0	1	0	1	0	0	0	0	0	0	0	0	0	0	0	0	0	0	0	0	0	0	0	0	2	0	2	2	2	2	0	0	0	0	0	0	3
<b>Exiting Leg</b>	1							0							0							2							3											
<b>Total</b>	2							0							0							4							6											

**PM Peak Hour Analysis from 2:00 PM to 07:00 PM begins at:**

3:15 PM	Centre Street								Lagrange Street								Centre Street								Lagrange Street								Total							
	from North								from East								from South								from West															
	Right	Thru	Left	U-Turn	CW-EB	CW-WB	Total		Right	Thru	Left	U-Turn	CW-SB	CW-NB	Total		Right	Thru	Left	U-Turn	CW-WB	CW-EB	Total		Right	Thru	Left	U-Turn	CW-NB	CW-SB	Total									
3:15 PM	0	0	0	0	0	0	0	0	0	0	0	0	0	0	0	0	1	0	0	0	0	0	1	0	0	0	0	0	0	0	0	1	1	0	0	0	0	0	0	1
3:30 PM	0	0	0	0	0	0	0	0	0	0	0	0	0	0	0	0	0	0	0	0	0	0	0	0	0	0	0	0	0	1	1	1	1	0	0	0	0	0	0	1
3:45 PM	1	0	0	0	0	0	1	0	0	0	0	0	0	0	0	0	0	0	0	0	0	0	0	0	0	0	0	0	0	0	0	0	0	0	0	0	0	0	0	1
4:00 PM	0	0	0	0	0	0	0	0	0	0	0	0	0	0	0	0	1	0	0	0	0	0	1	0	0	0	0	0	0	0	0	1	1	0	0	0	0	0	0	1
<b>Total Volume</b>	1	0	0	0	0	0	1	0	0	0	0	0	0	0	0	0	2	0	0	0	0	0	2	0	0	0	0	0	0	1	1	1	1	0	0	0	0	0	0	4
<b>% Approach Total</b>	100.0	0.0	0.0	0.0	0.0	0.0		0.0	0.0	0.0	0.0	0.0	0.0		0.0	100.0	0.0	0.0	0.0	0.0			0.0	0.0	0.0	0.0	0.0	0.0	100.0											
<b>PHF</b>	0.250	0.000	0.000	0.000	0.000	0.000	0.250	0.000	0.000	0.000	0.000	0.000	0.000	0.000	0.000	0.500	0.000	0.000	0.000	0.000	0.500		0.000	0.000	0.000	0.000	0.000	0.000	0.250	0.250	0.250	0.250	0.000	0.000	0.000	0.000	0.000	0.000	0.250	
<b>Entering Leg</b>	1	0	0	0	0	0	1	0	0	0	0	0	0	0	0	0	2	0	0	0	0	0	2	0	0	0	0	0	0	1	1	1	1	0	0	0	0	0	0	4
<b>Exiting Leg</b>	2							0							0							2							4											
<b>Total</b>	3							0							2							3							8											

PDI File #: **229078 G**  
 Location: **N: Centre Street S: Centre Street**  
 Location: **E: Lagrange Street W: Lagrange Street**  
 City, State: **West Roxbury, MA**  
 Client: **Toole/T. Dennerlein**  
 Site Code: **6131 Task 2**  
 Count Date: **Thursday, January 12, 2023**  
 Start Time: **7:00 AM**  
 End Time: **7:00 PM**  
 Class:



**Pedestrians**

	Centre Street								Lagrange Street								Centre Street								Lagrange Street								Total
	from North								from East								from South								from West								
	Right	Thru	Left	U-Turn	CW-EB	CW-WB	Total		Right	Thru	Left	U-Turn	CW-SB	CW-NB	Total		Right	Thru	Left	U-Turn	CW-WB	CW-EB	Total		Right	Thru	Left	U-Turn	CW-NB	CW-SB	Total		
7:00 AM	0	0	0	0	3	0	3		0	0	0	0	2	2	4		0	0	0	0	1	1	2		0	0	0	0	0	0	0		9
7:15 AM	0	0	0	0	0	1	1		0	0	0	0	0	2	2		0	0	0	0	2	0	2		0	0	0	0	0	1	1		6
7:30 AM	0	0	0	0	0	1	1		0	0	0	0	0	1	1		0	0	0	0	0	4	4		0	0	0	0	0	2	2		8
7:45 AM	0	0	0	0	0	1	1		0	0	0	0	0	1	1		0	0	0	0	3	0	3		0	0	0	0	0	3	3		8
<b>Total</b>	<b>0</b>	<b>0</b>	<b>0</b>	<b>0</b>	<b>3</b>	<b>3</b>	<b>6</b>		<b>0</b>	<b>0</b>	<b>0</b>	<b>0</b>	<b>2</b>	<b>6</b>	<b>8</b>		<b>0</b>	<b>0</b>	<b>0</b>	<b>0</b>	<b>6</b>	<b>5</b>	<b>11</b>		<b>0</b>	<b>0</b>	<b>0</b>	<b>0</b>	<b>0</b>	<b>6</b>	<b>6</b>		<b>31</b>
8:00 AM	0	0	0	0	0	0	0		0	0	0	0	1	2	3		0	0	0	0	1	0	1		0	0	0	0	0	3	3		7
8:15 AM	0	0	0	0	3	3	6		0	0	0	0	4	2	6		0	0	0	0	1	0	1		0	0	0	0	3	2	5		18
8:30 AM	0	0	0	0	1	1	2		0	0	0	0	0	1	1		0	0	0	0	0	0	0		0	0	0	0	0	1	1		4
8:45 AM	0	0	0	0	0	3	3		0	0	0	0	4	2	6		0	0	0	0	0	0	0		0	0	0	0	1	5	6		15
<b>Total</b>	<b>0</b>	<b>0</b>	<b>0</b>	<b>0</b>	<b>4</b>	<b>7</b>	<b>11</b>		<b>0</b>	<b>0</b>	<b>0</b>	<b>0</b>	<b>9</b>	<b>7</b>	<b>16</b>		<b>0</b>	<b>0</b>	<b>0</b>	<b>0</b>	<b>2</b>	<b>0</b>	<b>2</b>		<b>0</b>	<b>0</b>	<b>0</b>	<b>0</b>	<b>4</b>	<b>11</b>	<b>15</b>		<b>44</b>
9:00 AM	0	0	0	0	0	3	3		0	0	0	0	3	2	5		0	0	0	0	0	0	0		0	0	0	0	0	3	3		11
9:15 AM	0	0	0	0	4	0	4		0	0	0	0	3	0	3		0	0	0	0	1	0	1		0	0	0	0	3	0	3		11
9:30 AM	0	0	0	0	2	0	2		0	0	0	0	1	2	3		0	0	0	0	1	1	2		0	0	0	0	2	3	5		12
9:45 AM	0	0	0	0	0	1	1		0	0	0	0	2	3	5		0	0	0	0	0	1	1		0	0	0	0	1	0	1		8
<b>Total</b>	<b>0</b>	<b>0</b>	<b>0</b>	<b>0</b>	<b>6</b>	<b>4</b>	<b>10</b>		<b>0</b>	<b>0</b>	<b>0</b>	<b>0</b>	<b>9</b>	<b>7</b>	<b>16</b>		<b>0</b>	<b>0</b>	<b>0</b>	<b>0</b>	<b>2</b>	<b>2</b>	<b>4</b>		<b>0</b>	<b>0</b>	<b>0</b>	<b>0</b>	<b>6</b>	<b>6</b>	<b>12</b>		<b>42</b>
10:00 AM	0	0	0	0	0	0	0		0	0	0	0	6	0	6		0	0	0	0	0	0	0		0	0	0	0	0	1	1		7
10:15 AM	0	0	0	0	0	1	1		0	0	0	0	1	2	3		0	0	0	0	0	1	1		0	0	0	0	0	1	1		6
10:30 AM	0	0	0	0	1	1	2		0	0	0	0	2	1	3		0	0	0	0	0	0	0		0	0	0	0	3	2	5		10
10:45 AM	0	0	0	0	1	1	2		0	0	0	0	1	3	4		0	0	0	0	2	0	2		0	0	0	0	2	0	2		10
<b>Total</b>	<b>0</b>	<b>0</b>	<b>0</b>	<b>0</b>	<b>2</b>	<b>3</b>	<b>5</b>		<b>0</b>	<b>0</b>	<b>0</b>	<b>0</b>	<b>10</b>	<b>6</b>	<b>16</b>		<b>0</b>	<b>0</b>	<b>0</b>	<b>0</b>	<b>2</b>	<b>1</b>	<b>3</b>		<b>0</b>	<b>0</b>	<b>0</b>	<b>0</b>	<b>5</b>	<b>4</b>	<b>9</b>		<b>33</b>
11:00 AM	0	0	0	0	0	1	1		0	0	0	0	1	3	4		0	0	0	0	1	0	1		0	0	0	0	0	1	1		7
11:15 AM	0	0	0	0	0	0	0		0	0	0	0	1	0	1		0	0	0	0	0	0	0		0	0	0	0	3	0	3		4
11:30 AM	0	0	0	0	2	0	2		0	0	0	0	1	1	2		0	0	0	0	0	0	0		0	0	0	0	4	3	7		11
11:45 AM	0	0	0	0	4	0	4		0	0	0	0	0	3	3		0	0	0	0	0	0	0		0	0	0	0	0	1	1		8
<b>Total</b>	<b>0</b>	<b>0</b>	<b>0</b>	<b>0</b>	<b>6</b>	<b>1</b>	<b>7</b>		<b>0</b>	<b>0</b>	<b>0</b>	<b>0</b>	<b>3</b>	<b>7</b>	<b>10</b>		<b>0</b>	<b>0</b>	<b>0</b>	<b>0</b>	<b>1</b>	<b>0</b>	<b>1</b>		<b>0</b>	<b>0</b>	<b>0</b>	<b>0</b>	<b>7</b>	<b>5</b>	<b>12</b>		<b>30</b>
12:00 PM	0	0	0	0	0	0	0		0	0	0	0	2	3	5		0	0	0	0	1	0	1		0	0	0	0	0	2	2		8
12:15 PM	0	0	0	0	2	0	2		0	0	0	0	1	3	4		0	0	0	0	0	1	1		0	0	0	0	2	2	4		11
12:30 PM	0	0	0	0	0	1	1		0	0	0	0	0	1	1		0	0	0	0	0	1	1		0	0	0	0	1	3	4		7
12:45 PM	0	0	0	0	1	0	1		0	0	0	0	1	1	2		0	0	0	0	0	0	0		0	0	0	0	5	0	5		8
<b>Total</b>	<b>0</b>	<b>0</b>	<b>0</b>	<b>0</b>	<b>3</b>	<b>1</b>	<b>4</b>		<b>0</b>	<b>0</b>	<b>0</b>	<b>0</b>	<b>4</b>	<b>8</b>	<b>12</b>		<b>0</b>	<b>0</b>	<b>0</b>	<b>0</b>	<b>1</b>	<b>2</b>	<b>3</b>		<b>0</b>	<b>0</b>	<b>0</b>	<b>0</b>	<b>8</b>	<b>7</b>	<b>15</b>		<b>34</b>
1:00 PM	0	0	0	0	1	3	4		0	0	0	0	2	4	6		0	0	0	0	1	0	1		0	0	0	0	0	4	4		15
1:15 PM	0	0	0	0	2	6	8		0	0	0	0	1	2	3		0	0	0	0	0	0	0		0	0	0	0	3	1	4		15
1:30 PM	0	0	0	0	3	0	3		0	0	0	0	0	2	2		0	0	0	0	0	0	0		0	0	0	0	2	9	11		16
1:45 PM	0	0	0	0	1	0	1		0	0	0	0	1	3	4		0	0	0	0	0	0	0		0	0	0	0	1	1	2		7
<b>Total</b>	<b>0</b>	<b>0</b>	<b>0</b>	<b>0</b>	<b>7</b>	<b>9</b>	<b>16</b>		<b>0</b>	<b>0</b>	<b>0</b>	<b>0</b>	<b>4</b>	<b>11</b>	<b>15</b>		<b>0</b>	<b>0</b>	<b>0</b>	<b>0</b>	<b>1</b>	<b>0</b>	<b>1</b>		<b>0</b>	<b>0</b>	<b>0</b>	<b>0</b>	<b>6</b>	<b>15</b>	<b>21</b>		<b>53</b>
2:00 PM	0	0	0	0	0	0	0		0	0	0	0	0	1	1		0	0	0	0	0	0	0		0	0	0	0	0	3	3		4
2:15 PM	0	0	0	0	1	1	2		0	0	0	0	2	1	3		0	0	0	0	0	1	1		0	0	0	0	1	1	2		8
2:30 PM	0	0	0	0	0	3	3		0	0	0	0	0	3	3		0	0	0	0	3	1	4		0	0	0	0	1	1	2		12
2:45 PM	0	0	0	0	2	7	9		0	0	0	0	1	0	1		0	0	0	0	1	1	2		0	0	0	0	3	4	7		19
<b>Total</b>	<b>0</b>	<b>0</b>	<b>0</b>	<b>0</b>	<b>3</b>	<b>11</b>	<b>14</b>		<b>0</b>	<b>0</b>	<b>0</b>	<b>0</b>	<b>3</b>	<b>5</b>	<b>8</b>		<b>0</b>	<b>0</b>	<b>0</b>	<b>0</b>	<b>4</b>	<b>3</b>	<b>7</b>		<b>0</b>	<b>0</b>	<b>0</b>	<b>0</b>	<b>5</b>	<b>9</b>	<b>14</b>		<b>43</b>
3:00 PM	0	0	0	0	2	9	11		0	0	0	0	3	4	7		0	0	0	0	0	0	0		0	0	0	0	2	4	6		24
3:15 PM	0	0	0	0	0	1	1		0	0	0	0	1	0	1		0	0	0	0	0	0	0		0	0	0	0	2	2	4		6
3:30 PM	0	0	0	0	1	3	4		0	0	0	0	6	2	8		0	0	0	0	2	2	4		0	0	0	0	3	7	10		26
3:45 PM	0	0	0	0	1	1	2		0	0	0	0	2	1	3		0	0	0	0	0	3	3		0	0	0	0	2	3	5		13
<b>Total</b>	<b>0</b>	<b>0</b>	<b>0</b>	<b>0</b>	<b>4</b>	<b>14</b>	<b>18</b>		<b>0</b>	<b>0</b>	<b>0</b>	<b>0</b>	<b>12</b>	<b>7</b>	<b>19</b>		<b>0</b>	<b>0</b>	<b>0</b>	<b>0</b>	<b>2</b>	<b>5</b>	<b>7</b>		<b>0</b>	<b>0</b>	<b>0</b>	<b>0</b>	<b>9</b>	<b>16</b>	<b>25</b>		<b>69</b>
4:00 PM	0	0	0	0	1	1	2		0	0	0	0	1	1	2		0	0	0	0	1	0	1		0	0	0	0	2	3	5		10
4:15 PM	0	0	0	0	0	1	1		0	0	0	0	4	3	7		0	0	0	0	2	2	4		0	0	0	0	1	1	2		14
4:30 PM	0	0	0	0	0	4	4		0	0	0	0	4	4	8		0	0	0	0	0	1	1		0	0	0	0	1	4	5		18
4:45 PM	0	0	0	0	2	0	2		0	0	0	0	1	4	5		0	0	0	0	1	1	2		0	0	0	0	4	2	6		15
<b>Total</b>	<b>0</b>	<b>0</b>	<b>0</b>	<b>0</b>	<b>3</b>	<b>6</b>	<b>9</b>		<b>0</b>	<b>0</b>	<b>0</b>	<b>0</b>	<b>10</b>	<b>12</b>	<b>22</b>		<b>0</b>	<b>0</b>	<b>0</b>	<b>0</b>	<b>4</b>	<b>4</b>	<b>8</b>		<b>0</b>	<b>0</b>	<b>0</b>	<b>0</b>	<b>8</b>	<b>10</b>	<b>18</b>		<b>57</b>
5:00 PM	0	0	0	0	0	2	2		0	0	0	0	1	5	6		0	0	0	0	2	0	2										

PDI File #: 229078 G  
 Location: N: Centre Street S: Centre Street  
 Location: E: Lagrange Street W: Lagrange Street  
 City, State: West Roxbury, MA  
 Client: Toole/T. Dennerlein  
 Site Code: 6131 Task 2  
 Count Date: Thursday, January 12, 2023  
 Start Time: 7:00 AM  
 End Time: 7:00 PM  
 Class:



PRECISION  
 DATA  
 INDUSTRIES, LLC  
 157 Washington Street, Suite 2  
 Hudson, MA 01749  
 Office: 508-875-0100 Fax: 508-875-0118

### Pedestrians

	Centre Street								Lagrange Street								Centre Street								Lagrange Street								Total
	from North								from East								from South								from West								
	Right	Thru	Left	U-Turn	CW-EB	CW-WB	Total		Right	Thru	Left	U-Turn	CW-SB	CW-NB	Total		Right	Thru	Left	U-Turn	CW-WB	CW-EB	Total		Right	Thru	Left	U-Turn	CW-NB	CW-SB	Total		
6:30 PM	0	0	0	0	0	1	1	0	0	0	0	0	0	0	0	0	0	0	0	3	1	4	0	0	0	0	3	2	5	10			
6:45 PM	0	0	0	0	3	0	3	0	0	0	0	0	3	3	0	0	0	0	0	0	0	0	0	0	0	0	1	1	2	8			
<b>Total</b>	0	0	0	0	9	3	12	0	0	0	0	8	6	14	0	0	0	0	4	3	7	0	0	0	0	7	7	14	47				
<b>Grand Total</b>	0	0	0	0	55	65	120	0	0	0	0	82	94	176	0	0	0	0	33	29	62	0	0	0	0	68	98	166	524				
<b>Approach %</b>	0	0	0	0	45.8	54.2		0	0	0	0	46.6	53.4		0	0	0	0	53.2	46.8		0	0	0	0	41	59						
<b>Total %</b>	0	0	0	0	10.5	12.4	22.9	0	0	0	0	15.6	17.9	33.6	0	0	0	0	6.3	5.53	11.8	0	0	0	0	13	18.7	31.7					
<b>Exiting Leg Total</b>	120								176								62								166								524

#### AM Peak Hour Analysis from 07:00 AM to 10:00 AM begins at:

	Centre Street								Lagrange Street								Centre Street								Lagrange Street								Total
	from North								from East								from South								from West								
	Right	Thru	Left	U-Turn	CW-EB	CW-WB	Total		Right	Thru	Left	U-Turn	CW-SB	CW-NB	Total		Right	Thru	Left	U-Turn	CW-WB	CW-EB	Total		Right	Thru	Left	U-Turn	CW-NB	CW-SB	Total		
8:45 AM	0	0	0	0	0	3	3	0	0	0	0	4	2	6	0	0	0	0	0	0	0	0	0	0	0	1	5	6	15				
8:45 AM	0	0	0	0	0	3	3	0	0	0	0	3	2	5	0	0	0	0	0	0	0	0	0	0	0	0	3	3	11				
9:00 AM	0	0	0	0	4	0	4	0	0	0	0	3	0	3	0	0	0	0	1	0	1	0	0	0	0	3	0	3	11				
9:15 AM	0	0	0	0	2	0	2	0	0	0	0	1	2	3	0	0	0	0	1	1	2	0	0	0	0	2	3	5	12				
<b>Total Volume</b>	0	0	0	0	6	6	12	0	0	0	0	11	6	17	0	0	0	0	2	1	3	0	0	0	0	6	11	17	49				
<b>% Approach Total</b>	0.0	0.0	0.0	0.0	50.0	50.0		0.0	0.0	0.0	0.0	64.7	35.3		0.0	0.0	0.0	0.0	66.7	33.3		0.0	0.0	0.0	0.0	35.3	64.7						
<b>PHF</b>	0.000	0.000	0.000	0.000	0.375	0.500	0.750	0.000	0.000	0.000	0.000	0.688	0.750	0.708	0.000	0.000	0.000	0.000	0.500	0.250	0.375	0.000	0.000	0.000	0.000	0.500	0.550	0.708	0.817				
<b>Entering Leg</b>	0	0	0	0	6	6	12	0	0	0	0	11	6	17	0	0	0	0	2	1	3	0	0	0	0	6	11	17	49				
<b>Exiting Leg</b>	12								17								3								17								49
<b>Total</b>	24								34								6								34								98

#### MidDay Peak Hour Analysis from 10:00 AM to 2:00 PM begins at:

	Centre Street								Lagrange Street								Centre Street								Lagrange Street								Total
	from North								from East								from South								from West								
	Right	Thru	Left	U-Turn	CW-EB	CW-WB	Total		Right	Thru	Left	U-Turn	CW-SB	CW-NB	Total		Right	Thru	Left	U-Turn	CW-WB	CW-EB	Total		Right	Thru	Left	U-Turn	CW-NB	CW-SB	Total		
12:45 PM	0	0	0	0	1	0	1	0	0	0	0	1	1	2	0	0	0	0	0	0	0	0	0	0	0	5	0	5	8				
12:45 PM	0	0	0	0	1	3	4	0	0	0	0	2	4	6	0	0	0	0	1	0	1	0	0	0	0	4	4	15					
1:00 PM	0	0	0	0	2	6	8	0	0	0	0	1	2	3	0	0	0	0	0	0	0	0	0	0	3	1	4	15					
1:15 PM	0	0	0	0	3	0	3	0	0	0	0	4	2	2	0	0	0	0	0	0	0	0	0	0	2	9	11	16					
1:30 PM	0	0	0	0	3	9	16	0	0	0	0	4	9	13	0	0	0	0	1	0	1	0	0	0	10	14	24	54					
<b>Total Volume</b>	0	0	0	0	7	9	16	0	0	0	0	11	6	17	0	0	0	0	2	1	3	0	0	0	0	2	9	11	16				
<b>% Approach Total</b>	0.0	0.0	0.0	0.0	43.8	56.3		0.0	0.0	0.0	0.0	30.8	69.2		0.0	0.0	0.0	0.0	100.0	0.0		0.0	0.0	0.0	0.0	41.7	58.3						
<b>PHF</b>	0.000	0.000	0.000	0.000	0.583	0.375	0.500	0.000	0.000	0.000	0.000	0.500	0.563	0.542	0.000	0.000	0.000	0.000	0.250	0.000	0.250	0.000	0.000	0.000	0.000	0.500	0.389	0.545	0.844				
<b>Entering Leg</b>	0	0	0	0	7	9	16	0	0	0	0	4	9	13	0	0	0	0	1	0	1	0	0	0	10	14	24	54					
<b>Exiting Leg</b>	16								13								1								24								54
<b>Total</b>	32								26								2								48								108

#### PM Peak Hour Analysis from 2:00 PM to 07:00 PM begins at:

	Centre Street								Lagrange Street								Centre Street								Lagrange Street								Total
	from North								from East								from South								from West								
	Right	Thru	Left	U-Turn	CW-EB	CW-WB	Total		Right	Thru	Left	U-Turn	CW-SB	CW-NB	Total		Right	Thru	Left	U-Turn	CW-WB	CW-EB	Total		Right	Thru	Left	U-Turn	CW-NB	CW-SB	Total		
2:45 PM	0	0	0	0	2	7	9	0	0	0	0	1	0	1	0	0	0	0	1	1	2	0	0	0	0	3	4	7	19				
2:45 PM	0	0	0	0	2	9	11	0	0	0	0	3	4	7	0	0	0	0	0	0	0	0	0	0	2	4	6	24					
3:00 PM	0	0	0	0	0	1	1	0	0	0	0	1	0	1	0	0	0	0	0	0	0	0	0	0	2	2	4	6					
3:15 PM	0	0	0	0	1	3	4	0	0	0	0	6	2	8	0	0	0	0	2	2	4	0	0	0	0	3	7	10	26				
3:30 PM	0	0	0	0	1	3	4	0	0	0	0	6	2	8	0	0	0	0	2	2	4	0	0	0	0	3	7	10	26				
<b>Total Volume</b>	0	0	0	0	5	20	25	0	0	0	0	11	6	17	0	0	0	0	3	3	6	0	0	0	0	10	17	27	75				
<b>% Approach Total</b>	0.0	0.0	0.0	0.0	20.0	80.0		0.0	0.0	0.0	0.0	64.7	35.3		0.0	0.0	0.0	0.0	50.0	50.0		0.0	0.0	0.0	0.0	37.0	63.0						
<b>PHF</b>	0.000	0.000	0.000	0.000	0.625	0.556	0.568	0.000	0.000	0.000	0.000	0.458	0.375	0.531	0.000	0.000	0.000	0.000	0.375	0.375	0.375	0.000	0.000	0.000	0.000	0.833	0.607	0.675	0.721				
<b>Entering Leg</b>	0	0	0	0	5	20	25	0	0	0	0	11	6	17	0	0	0	0	3	3	6	0	0	0	0	10	17	27	75				
<b>Exiting Leg</b>	25								17								6								27								75
<b>Total</b>	50								34								12								54								150



PDI File #: **229078 H**  
 Location: **N: Centre Street S: Centre Street**  
 Location: **E: Saint Theresa Avenue W: Lorette Street**  
 City, State: **West Roxbury, MA**  
 Client: **Toole/T. Dennerlein**  
 Site Code: **6131 Task 2**  
 Count Date: **Thursday, January 12, 2023**  
 Start Time: **7:00 AM**  
 End Time: **7:00 PM**  
 Class:



### Cars and Heavy Vehicles (Combined)

	Centre Street					Saint Theresa Avenue					Centre Street					Lorette Street					Total
	from North					from East					from South					from West					
	Right	Thru	Left	U-Turn	Total	Right	Thru	Left	U-Turn	Total	Right	Thru	Left	U-Turn	Total	Right	Thru	Left	U-Turn	Total	
7:00 AM	0	67	3	0	70	2	0	21	0	23	21	126	0	0	147	2	0	2	0	4	244
7:15 AM	0	99	3	0	102	4	0	28	0	32	23	142	0	0	165	5	0	1	0	6	305
7:30 AM	0	136	5	0	141	3	0	38	0	41	29	123	0	0	152	0	1	4	0	5	339
7:45 AM	0	162	4	0	166	27	0	58	0	85	26	180	0	0	206	2	2	6	0	10	467
Total	0	464	15	0	479	36	0	145	0	181	99	571	0	0	670	9	3	13	0	25	1355
8:00 AM	0	139	5	0	144	21	0	46	0	67	60	142	0	0	202	4	2	7	0	13	426
8:15 AM	0	133	2	0	135	5	0	22	0	27	19	164	0	0	183	5	2	2	0	9	354
8:30 AM	0	104	1	0	105	0	0	18	0	18	12	105	0	0	117	3	2	1	0	6	246
8:45 AM	0	112	2	0	114	2	0	6	0	8	12	124	0	0	136	3	1	4	0	8	266
Total	0	488	10	0	498	28	0	92	0	120	103	535	0	0	638	15	7	14	0	36	1292
9:00 AM	0	110	0	0	110	6	0	8	0	14	11	150	0	0	161	4	1	2	0	7	292
9:15 AM	0	125	4	0	129	3	0	17	0	20	10	147	0	0	157	1	0	2	0	3	309
9:30 AM	0	118	6	0	124	4	0	13	0	17	24	117	0	0	141	6	0	3	0	9	291
9:45 AM	0	132	5	1	138	3	0	15	0	18	13	105	0	0	118	3	1	5	0	9	283
Total	0	485	15	1	501	16	0	53	0	69	58	519	0	0	577	14	2	12	0	28	1175
10:00 AM	0	111	1	0	112	3	0	11	0	14	10	99	0	0	109	0	0	4	0	4	239
10:15 AM	0	103	3	0	106	4	0	12	0	16	14	101	0	0	115	2	1	1	0	4	241
10:30 AM	0	108	1	0	109	3	0	12	0	15	14	95	0	0	109	1	1	3	0	5	238
10:45 AM	0	120	2	0	122	1	0	13	0	14	11	95	0	0	106	1	1	2	0	4	246
Total	0	442	7	0	449	11	0	48	0	59	49	390	0	0	439	4	3	10	0	17	964
11:00 AM	0	118	1	0	119	3	0	12	0	15	12	104	1	0	117	7	0	1	0	8	259
11:15 AM	0	126	2	0	128	2	0	11	0	13	14	97	0	0	111	2	2	2	0	6	258
11:30 AM	0	127	1	0	128	2	0	12	0	14	10	123	0	0	133	1	1	1	0	3	278
11:45 AM	0	98	2	0	100	3	0	11	0	14	20	113	0	0	133	2	1	0	0	3	250
Total	0	469	6	0	475	10	0	46	0	56	56	437	1	0	494	12	4	4	0	20	1045
12:00 PM	0	127	2	0	129	3	0	5	0	8	14	100	0	0	114	1	1	3	0	5	256
12:15 PM	0	139	2	0	141	1	0	10	0	11	14	129	0	0	143	1	1	1	0	3	298
12:30 PM	0	124	3	0	127	4	0	9	0	13	10	124	0	0	134	0	0	2	0	2	276
12:45 PM	0	116	7	0	123	6	0	13	0	19	18	126	0	0	144	1	0	2	0	3	289
Total	0	506	14	0	520	14	0	37	0	51	56	479	0	0	535	3	2	8	0	13	1119
1:00 PM	0	151	4	0	155	2	0	12	0	14	18	113	0	0	131	0	0	3	0	3	303
1:15 PM	0	130	2	0	132	1	0	10	0	11	15	115	0	0	130	3	0	2	0	5	278
1:30 PM	0	110	2	0	112	3	0	17	0	20	22	137	0	0	159	4	0	2	0	6	297
1:45 PM	0	127	3	0	130	2	0	14	0	16	21	124	0	0	145	1	1	1	0	3	294
Total	0	518	11	0	529	8	0	53	0	61	76	489	0	0	565	8	1	8	0	17	1172
2:00 PM	0	132	1	0	133	6	0	9	0	15	25	140	0	0	165	2	3	4	0	9	322
2:15 PM	0	146	2	0	148	5	0	16	0	21	24	151	0	0	175	1	2	6	0	9	353
2:30 PM	0	166	2	0	168	12	0	46	0	58	28	115	0	0	143	4	1	4	0	9	378
2:45 PM	0	176	3	0	179	3	0	39	0	42	34	150	0	0	184	1	0	3	0	4	409
Total	0	620	8	0	628	26	0	110	0	136	111	556	0	0	667	8	6	17	0	31	1462
3:00 PM	0	172	2	0	174	1	0	17	0	18	33	136	0	0	169	4	1	3	0	8	369
3:15 PM	0	162	1	1	164	5	0	20	0	25	36	143	0	0	179	4	2	5	0	11	379
3:30 PM	0	197	2	0	199	11	0	33	0	44	25	140	0	0	165	1	3	0	0	4	412
3:45 PM	0	178	4	0	182	4	0	26	0	30	28	130	0	0	158	2	0	4	0	6	376
Total	0	709	9	1	719	21	0	96	0	117	122	549	0	0	671	11	6	12	0	29	1536
4:00 PM	0	208	3	0	211	8	0	28	0	36	32	171	0	0	203	3	1	0	0	4	454
4:15 PM	0	179	4	0	183	3	0	26	0	29	34	155	0	1	190	10	6	5	0	21	423
4:30 PM	0	189	6	0	195	6	0	21	0	27	31	116	0	0	147	2	2	2	0	6	375
4:45 PM	0	187	5	0	192	9	0	27	0	36	37	130	0	0	167	2	2	0	0	4	399
Total	0	763	18	0	781	26	0	102	0	128	134	572	0	1	707	17	11	7	0	35	1651
5:00 PM	0	199	4	0	203	7	0	31	0	38	41	137	0	0	178	2	1	3	0	6	425
5:15 PM	0	184	3	1	188	2	0	25	0	27	37	129	0	0	166	5	0	6	0	11	392
5:30 PM	0	170	6	0	176	9	0	25	0	34	26	131	0	0	157	10	2	1	0	13	380
5:45 PM	0	150	9	0	159	7	0	18	0	25	34	115	0	0	149	2	0	3	0	5	338
Total	0	703	22	1	726	25	0	99	0	124	138	512	0	0	650	19	3	13	0	35	1535
6:00 PM	0	145	8	0	153	0	0	23	0	23	30	152	0	0	182	0	1	4	0	5	363
6:15 PM	0	139	4	0	143	2	0	10	0	12	24	119	0	0	143	8	1	1	0	10	308

PDI File #: **229078 H**  
 Location: **N: Centre Street S: Centre Street**  
 Location: **E: Saint Theresa Avenue W: Lorette Street**  
 City, State: **West Roxbury, MA**  
 Client: **Toole/T. Dennerlein**  
 Site Code: **6131 Task 2**  
 Count Date: **Thursday, January 12, 2023**  
 Start Time: **7:00 AM**  
 End Time: **7:00 PM**  
 Class:



**Cars and Heavy Vehicles (Combined)**

	Centre Street					Saint Theresa Avenue					Centre Street					Lorette Street					Total
	from North					from East					from South					from West					
	Right	Thru	Left	U-Turn	Total	Right	Thru	Left	U-Turn	Total	Right	Thru	Left	U-Turn	Total	Right	Thru	Left	U-Turn	Total	
6:30 PM	0	114	1	0	115	3	0	24	0	27	27	99	0	0	126	0	2	0	0	2	270
6:45 PM	0	110	3	0	113	1	0	11	0	12	23	109	0	0	132	2	0	3	0	5	262
<b>Total</b>	0	508	16	0	524	6	0	68	0	74	104	479	0	0	583	10	4	8	0	22	1203
Grand Total	0	6675	151	3	6829	227	0	949	0	1176	1106	6088	1	1	7196	130	52	126	0	308	15509
Approach %	0.0	97.7	2.2	0.0		19.3	0.0	80.7	0.0		15.4	84.6	0.0	0.0		42.2	16.9	40.9	0.0		
Total %	0.0	43.0	1.0	0.0	44.0	1.5	0.0	6.1	0.0	7.6	7.1	39.3	0.0	0.0	46.4	0.8	0.3	0.8	0.0	2.0	
Exiting Leg Total					6444					1309					7755					1	15509
Cars	0	6390	146	3	6539	219	0	933	0	1152	1084	5846	1	1	6932	128	51	124	0	303	14926
% Cars	0.0	95.7	96.7	100.0	95.8	96.5	0.0	98.3	0.0	98.0	98.0	96.0	100.0	100.0	96.3	98.5	98.1	98.4	0.0	98.4	96.2
Exiting Leg Total					6192					1281					7452					1	14926
Heavy Vehicles	0	285	5	0	290	8	0	16	0	24	22	242	0	0	264	2	1	2	0	5	583
% Heavy Vehicles	0.0	4.3	3.3	0.0	4.2	3.5	0.0	1.7	0.0	2.0	2.0	4.0	0.0	0.0	3.7	1.5	1.9	1.6	0.0	1.6	3.8
Exiting Leg Total					252					28					303					0	583

**AM Peak Hour Analysis from 07:00 AM to 10:00 AM begins at:**

	Centre Street					Saint Theresa Avenue					Centre Street					Lorette Street					Total
	from North					from East					from South					from West					
	Right	Thru	Left	U-Turn	Total	Right	Thru	Left	U-Turn	Total	Right	Thru	Left	U-Turn	Total	Right	Thru	Left	U-Turn	Total	
7:30 AM	0	136	5	0	141	3	0	38	0	41	29	123	0	0	152	0	1	4	0	5	339
7:45 AM	0	162	4	0	166	27	0	58	0	85	26	180	0	0	206	2	2	6	0	10	467
8:00 AM	0	139	5	0	144	21	0	46	0	67	60	142	0	0	202	4	2	7	0	13	426
8:15 AM	0	133	2	0	135	5	0	22	0	27	19	164	0	0	183	5	2	2	0	9	354
Total Volume	0	570	16	0	586	56	0	164	0	220	134	609	0	0	743	11	7	19	0	37	1586
% Approach Total	0.0	97.3	2.7	0.0		25.5	0.0	74.5	0.0		18.0	82.0	0.0	0.0		29.7	18.9	51.4	0.0		
PHF	0.000	0.880	0.800	0.000	0.883	0.519	0.000	0.707	0.000	0.647	0.558	0.846	0.000	0.000	0.902	0.550	0.875	0.679	0.000	0.712	0.849
Cars	0	542	16	0	558	56	0	162	0	218	133	571	0	0	704	11	7	19	0	37	1517
Cars %	0.0	95.1	100.0	0.0	95.2	100.0	0.0	98.8	0.0	99.1	99.3	93.8	0.0	0.0	94.8	100.0	100.0	100.0	0.0	100.0	95.6
Heavy Vehicles	0	28	0	0	28	0	0	2	0	2	1	38	0	0	39	0	0	0	0	0	69
Heavy Vehicles %	0.0	4.9	0.0	0.0	4.8	0.0	0.0	1.2	0.0	0.9	0.7	6.2	0.0	0.0	5.2	0.0	0.0	0.0	0.0	0.0	4.4
Cars Enter Leg	0	542	16	0	558	56	0	162	0	218	133	571	0	0	704	11	7	19	0	37	1517
Heavy Enter Leg	0	28	0	0	28	0	0	2	0	2	1	38	0	0	39	0	0	0	0	0	69
Total Entering Leg	0	570	16	0	586	56	0	164	0	220	134	609	0	0	743	11	7	19	0	37	1586
Cars Exiting Leg					646					156					715					0	1517
Heavy Exiting Leg					38					1					30					0	69
Total Exiting Leg					684					157					745					0	1586

**MidDay Peak Hour Analysis from 10:00 AM to 2:00 PM begins at:**

	Centre Street					Saint Theresa Avenue					Centre Street					Lorette Street					Total
	from North					from East					from South					from West					
	Right	Thru	Left	U-Turn	Total	Right	Thru	Left	U-Turn	Total	Right	Thru	Left	U-Turn	Total	Right	Thru	Left	U-Turn	Total	
1:45 PM	0	127	3	0	130	2	0	14	0	16	21	124	0	0	145	1	1	1	0	3	294
2:00 PM	0	132	1	0	133	6	0	9	0	15	25	140	0	0	165	2	3	4	0	9	322
2:15 PM	0	146	2	0	148	5	0	16	0	21	24	151	0	0	175	1	2	6	0	9	353
2:30 PM	0	166	2	0	168	12	0	46	0	58	28	115	0	0	143	4	1	4	0	9	378
Total Volume	0	571	8	0	579	25	0	85	0	110	98	530	0	0	628	8	7	15	0	30	1347
% Approach Total	0.0	98.6	1.4	0.0		22.7	0.0	77.3	0.0		15.6	84.4	0.0	0.0		26.7	23.3	50.0	0.0		
PHF	0.000	0.860	0.667	0.000	0.862	0.521	0.000	0.462	0.000	0.474	0.875	0.877	0.000	0.000	0.897	0.500	0.583	0.625	0.000	0.833	0.891
Cars	0	548	7	0	555	23	0	85	0	108	93	517	0	0	610	8	6	14	0	28	1301
Cars %	0.0	96.0	87.5	0.0	95.9	92.0	0.0	100.0	0.0	98.2	94.9	97.5	0.0	0.0	97.1	100.0	85.7	93.3	0.0	93.3	96.6
Heavy Vehicles	0	23	1	0	24	2	0	0	0	2	5	13	0	0	18	0	1	1	0	2	46
Heavy Vehicles %	0.0	4.0	12.5	0.0	4.1	8.0	0.0	0.0	0.0	1.8	5.1	2.5	0.0	0.0	2.9	0.0	14.3	6.7	0.0	6.7	3.4
Cars Enter Leg	0	548	7	0	555	23	0	85	0	108	93	517	0	0	610	8	6	14	0	28	1301
Heavy Enter Leg	0	23	1	0	24	2	0	0	0	2	5	13	0	0	18	0	1	1	0	2	46
Total Entering Leg	0	571	8	0	579	25	0	85	0	110	98	530	0	0	628	8	7	15	0	30	1347
Cars Exiting Leg					554					106					641					0	1301
Heavy Exiting Leg					16					7					23					0	46
Total Exiting Leg					570					113					664					0	1347

**PM Peak Hour Analysis from 2:00 PM to 07:00 PM begins at:**

PDI File #: **229078 H**  
 Location: **N: Centre Street S: Centre Street**  
 Location: **E: Saint Theresa Avenue W: Lorette Street**  
 City, State: **West Roxbury, MA**  
 Client: **Toole/T. Dennerlein**  
 Site Code: **6131 Task 2**  
 Count Date: **Thursday, January 12, 2023**  
 Start Time: **7:00 AM**  
 End Time: **7:00 PM**  
 Class:



**Cars and Heavy Vehicles (Combined)**

	Centre Street					Saint Theresa Avenue					Centre Street					Lorette Street					Total	
	from North					from East					from South					from West						
	Right	Thru	Left	U-Turn	Total	Right	Thru	Left	U-Turn	Total	Right	Thru	Left	U-Turn	Total	Right	Thru	Left	U-Turn	Total		
3:30 PM	Centre Street from North					Saint Theresa Avenue from East					Centre Street from South					Lorette Street from West						
3:30 PM	0	197	2	0	199	11	0	33	0	44	25	140	0	0	165	1	3	0	0	4	412	
3:45 PM	0	178	4	0	182	4	0	26	0	30	28	130	0	0	158	2	0	4	0	6	376	
4:00 PM	0	208	3	0	211	8	0	28	0	36	32	171	0	0	203	3	1	0	0	4	454	
4:15 PM	0	179	4	0	183	3	0	26	0	29	34	155	0	1	190	10	6	5	0	21	423	
Total Volume	0	762	13	0	775	26	0	113	0	139	119	596	0	1	716	16	10	9	0	35	1665	
% Approach Total	0.0	98.3	1.7	0.0		18.7	0.0	81.3	0.0		16.6	83.2	0.0	0.1		45.7	28.6	25.7	0.0			
PHF	0.000	0.916	0.813	0.000	0.918	0.591	0.000	0.856	0.000	0.790	0.875	0.871	0.000	0.250	0.882	0.400	0.417	0.450	0.000	0.417	0.917	
Cars	0	733	13	0	746	26	0	112	0	138	119	580	0	1	700	16	10	8	0	34	1618	
Cars %	0.0	96.2	100.0	0.0	96.3	100.0	0.0	99.1	0.0	99.3	100.0	97.3	0.0	100.0	97.8	100.0	100.0	88.9	0.0	97.1	97.2	
Heavy Vehicles	0	29	0	0	29	0	0	1	0	1	0	16	0	0	16	0	0	1	0	1	47	
Heavy Vehicles %	0.0	3.8	0.0	0.0	3.7	0.0	0.0	0.9	0.0	0.7	0.0	2.7	0.0	0.0	2.2	0.0	0.0	11.1	0.0	2.9	2.8	
Cars Enter Leg	0	733	13	0	746	26	0	112	0	138	119	580	0	1	700	16	10	8	0	34	1618	
Heavy Enter Leg	0	29	0	0	29	0	0	1	0	1	0	16	0	0	16	0	0	1	0	1	47	
Total Entering Leg	0	762	13	0	775	26	0	113	0	139	119	596	0	1	716	16	10	9	0	35	1665	
Cars Exiting Leg						614					142					862					0	1618
Heavy Exiting Leg						17					0					30					0	47
Total Exiting Leg						631					142					892					0	1665

PDI File #: **229078 H**  
 Location: **N: Centre Street S: Centre Street**  
 Location: **E: Saint Theresa Avenue W: Lorette Street**  
 City, State: **West Roxbury, MA**  
 Client: **Toole/T. Dennerlein**  
 Site Code: **6131 Task 2**  
 Count Date: **Thursday, January 12, 2023**  
 Start Time: **7:00 AM**  
 End Time: **7:00 PM**  
 Class:



**Cars**

	Centre Street					Saint Theresa Avenue					Centre Street					Lorette Street					Total
	from North					from East					from South					from West					
	Right	Thru	Left	U-Turn	Total	Right	Thru	Left	U-Turn	Total	Right	Thru	Left	U-Turn	Total	Right	Thru	Left	U-Turn	Total	
7:00 AM	0	61	3	0	64	2	0	21	0	23	21	116	0	0	137	2	0	2	0	4	228
7:15 AM	0	96	3	0	99	3	0	27	0	30	23	131	0	0	154	5	0	1	0	6	289
7:30 AM	0	131	5	0	136	3	0	38	0	41	28	116	0	0	144	0	1	4	0	5	326
7:45 AM	0	152	4	0	156	27	0	58	0	85	26	167	0	0	193	2	2	6	0	10	444
Total	0	440	15	0	455	35	0	144	0	179	98	530	0	0	628	9	3	13	0	25	1287
8:00 AM	0	131	5	0	136	21	0	46	0	67	60	132	0	0	192	4	2	7	0	13	408
8:15 AM	0	128	2	0	130	5	0	20	0	25	19	156	0	0	175	5	2	2	0	9	339
8:30 AM	0	96	1	0	97	0	0	18	0	18	11	102	0	0	113	3	2	1	0	6	234
8:45 AM	0	102	2	0	104	2	0	6	0	8	11	114	0	0	125	3	1	4	0	8	245
Total	0	457	10	0	467	28	0	90	0	118	101	504	0	0	605	15	7	14	0	36	1226
9:00 AM	0	103	0	0	103	6	0	8	0	14	11	137	0	0	148	4	1	2	0	7	272
9:15 AM	0	119	4	0	123	3	0	16	0	19	8	133	0	0	141	1	0	2	0	3	286
9:30 AM	0	114	6	0	120	4	0	10	0	14	24	110	0	0	134	6	0	3	0	9	277
9:45 AM	0	124	4	1	129	3	0	15	0	18	12	97	0	0	109	3	1	5	0	9	265
Total	0	460	14	1	475	16	0	49	0	65	55	477	0	0	532	14	2	12	0	28	1100
10:00 AM	0	100	1	0	101	3	0	11	0	14	8	95	0	0	103	0	0	4	0	4	222
10:15 AM	0	94	3	0	97	3	0	12	0	15	14	94	0	0	108	2	1	1	0	4	224
10:30 AM	0	99	1	0	100	3	0	12	0	15	13	90	0	0	103	1	1	3	0	5	223
10:45 AM	0	117	2	0	119	1	0	12	0	13	11	91	0	0	102	1	1	2	0	4	238
Total	0	410	7	0	417	10	0	47	0	57	46	370	0	0	416	4	3	10	0	17	907
11:00 AM	0	113	1	0	114	3	0	12	0	15	11	102	1	0	114	7	0	1	0	8	251
11:15 AM	0	120	1	0	121	1	0	11	0	12	13	94	0	0	107	2	2	2	0	6	246
11:30 AM	0	124	1	0	125	2	0	12	0	14	10	119	0	0	129	1	1	1	0	3	271
11:45 AM	0	90	2	0	92	3	0	10	0	13	20	110	0	0	130	2	1	0	0	3	238
Total	0	447	5	0	452	9	0	45	0	54	54	425	1	0	480	12	4	4	0	20	1006
12:00 PM	0	124	2	0	126	2	0	5	0	7	14	97	0	0	111	1	1	3	0	5	249
12:15 PM	0	134	2	0	136	1	0	10	0	11	14	125	0	0	139	1	1	1	0	3	289
12:30 PM	0	120	3	0	123	4	0	9	0	13	10	119	0	0	129	0	0	2	0	2	267
12:45 PM	0	113	7	0	120	5	0	13	0	18	16	122	0	0	138	1	0	2	0	3	279
Total	0	491	14	0	505	12	0	37	0	49	54	463	0	0	517	3	2	8	0	13	1084
1:00 PM	0	143	4	0	147	2	0	12	0	14	18	109	0	0	127	0	0	3	0	3	291
1:15 PM	0	124	2	0	126	1	0	9	0	10	15	114	0	0	129	3	0	2	0	5	270
1:30 PM	0	103	2	0	105	2	0	17	0	19	22	132	0	0	154	3	0	2	0	5	283
1:45 PM	0	121	2	0	123	2	0	14	0	16	20	122	0	0	142	1	1	1	0	3	284
Total	0	491	10	0	501	7	0	52	0	59	75	477	0	0	552	7	1	8	0	16	1128
2:00 PM	0	128	1	0	129	5	0	9	0	14	24	137	0	0	161	2	2	4	0	8	312
2:15 PM	0	140	2	0	142	4	0	16	0	20	22	147	0	0	169	1	2	5	0	8	339
2:30 PM	0	159	2	0	161	12	0	46	0	58	27	111	0	0	138	4	1	4	0	9	366
2:45 PM	0	171	3	0	174	3	0	39	0	42	31	145	0	0	176	1	0	3	0	4	396
Total	0	598	8	0	606	24	0	110	0	134	104	540	0	0	644	8	5	16	0	29	1413
3:00 PM	0	170	2	0	172	1	0	15	0	16	33	132	0	0	165	4	1	3	0	8	361
3:15 PM	0	155	1	1	157	5	0	19	0	24	35	140	0	0	175	3	2	5	0	10	366
3:30 PM	0	191	2	0	193	11	0	33	0	44	25	136	0	0	161	1	3	0	0	4	402
3:45 PM	0	171	4	0	175	4	0	26	0	30	28	127	0	0	155	2	0	3	0	5	365
Total	0	687	9	1	697	21	0	93	0	114	121	535	0	0	656	10	6	11	0	27	1494
4:00 PM	0	196	3	0	199	8	0	27	0	35	32	168	0	0	200	3	1	0	0	4	438
4:15 PM	0	175	4	0	179	3	0	26	0	29	34	149	0	1	184	10	6	5	0	21	413
4:30 PM	0	182	5	0	187	6	0	21	0	27	31	112	0	0	143	2	2	2	0	6	363
4:45 PM	0	179	5	0	184	9	0	26	0	35	37	129	0	0	166	2	2	0	0	4	389
Total	0	732	17	0	749	26	0	100	0	126	134	558	0	1	693	17	11	7	0	35	1603
5:00 PM	0	191	4	0	195	7	0	31	0	38	41	134	0	0	175	2	1	3	0	6	414
5:15 PM	0	179	3	1	183	2	0	25	0	27	37	129	0	0	166	5	0	6	0	11	387
5:30 PM	0	162	6	0	168	9	0	25	0	34	26	128	0	0	154	10	2	1	0	13	369
5:45 PM	0	145	9	0	154	7	0	18	0	25	34	112	0	0	146	2	0	3	0	5	330
Total	0	677	22	1	700	25	0	99	0	124	138	503	0	0	641	19	3	13	0	35	1500
6:00 PM	0	144	8	0	152	0	0	23	0	23	30	149	0	0	179	0	1	4	0	5	359
6:15 PM	0	136	3	0	139	2	0	9	0	11	24	111	0	0	135	8	1	1	0	10	295

PDI File #: **229078 H**  
 Location: **N: Centre Street S: Centre Street**  
 Location: **E: Saint Theresa Avenue W: Lorette Street**  
 City, State: **West Roxbury, MA**  
 Client: **Toole/T. Dennerlein**  
 Site Code: **6131 Task 2**  
 Count Date: **Thursday, January 12, 2023**  
 Start Time: **7:00 AM**  
 End Time: **7:00 PM**  
 Class:



**Cars**

	Centre Street					Saint Theresa Avenue					Centre Street					Lorette Street					Total	
	from North					from East					from South					from West						
	Right	Thru	Left	U-Turn	Total	Right	Thru	Left	U-Turn	Total	Right	Thru	Left	U-Turn	Total	Right	Thru	Left	U-Turn	Total		
6:30 PM	0	113	1	0	114	3	0	24	0	27	27	96	0	0	123	0	2	0	0	2	266	
6:45 PM	0	107	3	0	110	1	0	11	0	12	23	108	0	0	131	2	0	3	0	5	258	
<b>Total</b>	<b>0</b>	<b>500</b>	<b>15</b>	<b>0</b>	<b>515</b>	<b>6</b>	<b>0</b>	<b>67</b>	<b>0</b>	<b>73</b>	<b>104</b>	<b>464</b>	<b>0</b>	<b>0</b>	<b>568</b>	<b>10</b>	<b>4</b>	<b>8</b>	<b>0</b>	<b>22</b>	<b>1178</b>	
<b>Grand Total</b>	<b>0</b>	<b>6390</b>	<b>146</b>	<b>3</b>	<b>6539</b>	<b>219</b>	<b>0</b>	<b>933</b>	<b>0</b>	<b>1152</b>	<b>1084</b>	<b>5846</b>	<b>1</b>	<b>1</b>	<b>6932</b>	<b>128</b>	<b>51</b>	<b>124</b>	<b>0</b>	<b>303</b>	<b>14926</b>	
Approach %	0.0	97.7	2.2	0.0		19.0	0.0	81.0	0.0		15.6	84.3	0.0	0.0		42.2	16.8	40.9	0.0			
Total %	0.0	42.8	1.0	0.0	43.8	1.5	0.0	6.3	0.0	7.7	7.3	39.2	0.0	0.0	46.4	0.9	0.3	0.8	0.0	2.0		
Exiting Leg Total					6192					1281					7452						1	14926

AM Peak Hour Analysis from 07:00 AM to 10:00 AM begins at:

	Centre Street					Saint Theresa Avenue					Centre Street					Lorette Street					Total
	from North					from East					from South					from West					
	Right	Thru	Left	U-Turn	Total	Right	Thru	Left	U-Turn	Total	Right	Thru	Left	U-Turn	Total	Right	Thru	Left	U-Turn	Total	
7:30 AM	0	131	5	0	136	3	0	38	0	41	28	116	0	0	144	0	1	4	0	5	326
7:45 AM	0	152	4	0	156	27	0	58	0	85	26	167	0	0	193	2	2	6	0	10	444
8:00 AM	0	131	5	0	136	21	0	46	0	67	60	132	0	0	192	4	2	7	0	13	408
8:15 AM	0	128	2	0	130	5	0	20	0	25	19	156	0	0	175	5	2	2	0	9	339
Total Volume	0	542	16	0	558	56	0	162	0	218	133	571	0	0	704	11	7	19	0	37	1517
% Approach Total	0.0	97.1	2.9	0.0		25.7	0.0	74.3	0.0		18.9	81.1	0.0	0.0		29.7	18.9	51.4	0.0		
PHF	0.000	0.891	0.800	0.000	0.894	0.519	0.000	0.698	0.000	0.641	0.554	0.855	0.000	0.000	0.912	0.550	0.875	0.679	0.000	0.712	0.854
Entering Leg	0	542	16	0	558	56	0	162	0	218	133	571	0	0	704	11	7	19	0	37	1517
Exiting Leg					646					156					715					0	1517
Total					1204					374					1419					37	3034

MidDay Peak Hour Analysis from 10:00 AM to 2:00 PM begins at:

	Centre Street					Saint Theresa Avenue					Centre Street					Lorette Street					Total
	from North					from East					from South					from West					
	Right	Thru	Left	U-Turn	Total	Right	Thru	Left	U-Turn	Total	Right	Thru	Left	U-Turn	Total	Right	Thru	Left	U-Turn	Total	
1:45 PM	0	121	2	0	123	2	0	14	0	16	20	122	0	0	142	1	1	1	0	3	284
2:00 PM	0	128	1	0	129	5	0	9	0	14	24	137	0	0	161	2	2	4	0	8	312
2:15 PM	0	140	2	0	142	4	0	16	0	20	22	147	0	0	169	1	2	5	0	8	339
2:30 PM	0	159	2	0	161	12	0	46	0	58	27	111	0	0	138	4	1	4	0	9	366
Total Volume	0	548	7	0	555	23	0	85	0	108	93	517	0	0	610	8	6	14	0	28	1301
% Approach Total	0.0	98.7	1.3	0.0		21.3	0.0	78.7	0.0		15.2	84.8	0.0	0.0		28.6	21.4	50.0	0.0		
PHF	0.000	0.862	0.875	0.000	0.862	0.479	0.000	0.462	0.000	0.466	0.861	0.879	0.000	0.000	0.902	0.500	0.750	0.700	0.000	0.778	0.889
Entering Leg	0	548	7	0	555	23	0	85	0	108	93	517	0	0	610	8	6	14	0	28	1301
Exiting Leg					554					106					641					0	1301
Total					1109					214					1251					28	2602

PM Peak Hour Analysis from 2:00 PM to 07:00 PM begins at:

	Centre Street					Saint Theresa Avenue					Centre Street					Lorette Street					Total
	from North					from East					from South					from West					
	Right	Thru	Left	U-Turn	Total	Right	Thru	Left	U-Turn	Total	Right	Thru	Left	U-Turn	Total	Right	Thru	Left	U-Turn	Total	
3:30 PM	0	191	2	0	193	11	0	33	0	44	25	136	0	0	161	1	3	0	0	4	402
3:45 PM	0	171	4	0	175	4	0	26	0	30	28	127	0	0	155	2	0	3	0	5	365
4:00 PM	0	196	3	0	199	8	0	27	0	35	32	168	0	0	200	3	1	0	0	4	438
4:15 PM	0	175	4	0	179	3	0	26	0	29	34	149	0	1	184	10	6	5	0	21	413
Total Volume	0	733	13	0	746	26	0	112	0	138	119	580	0	1	700	16	10	8	0	34	1618
% Approach Total	0.0	98.3	1.7	0.0		18.8	0.0	81.2	0.0		17.0	82.9	0.0	0.1		47.1	29.4	23.5	0.0		
PHF	0.000	0.935	0.813	0.000	0.937	0.591	0.000	0.848	0.000	0.784	0.875	0.863	0.000	0.250	0.875	0.400	0.417	0.400	0.000	0.405	0.924
Entering Leg	0	733	13	0	746	26	0	112	0	138	119	580	0	1	700	16	10	8	0	34	1618
Exiting Leg					614					142					862					0	1618
Total					1360					280					1562					34	3236

PDI File #: 229078 H  
 Location: N: Centre Street S: Centre Street  
 Location: E: Saint Theresa Avenue W: Lorette Street  
 City, State: West Roxbury, MA  
 Client: Toole/T. Dennerlein  
 Site Code: 6131 Task 2  
 Count Date: Thursday, January 12, 2023  
 Start Time: 7:00 AM  
 End Time: 7:00 PM  
 Class: Heavy Vehicles-Combined (Buses, Single-Unit Trucks, Articulated Trucks)



PRECISION  
 D A T A  
 INDUSTRIES, LLC  
 157 Washington Street, Suite 2  
 Hudson, MA 01749  
 Office: 508-875-0100 Fax: 508-875-0118

	Centre Street					Saint Theresa Avenue					Centre Street					Lorette Street					Total
	from North					from East					from South					from West					
	Right	Thru	Left	U-Turn	Total	Right	Thru	Left	U-Turn	Total	Right	Thru	Left	U-Turn	Total	Right	Thru	Left	U-Turn	Total	
7:00 AM	0	6	0	0	6	0	0	0	0	0	0	10	0	0	10	0	0	0	0	0	16
7:15 AM	0	3	0	0	3	1	0	1	0	2	0	11	0	0	11	0	0	0	0	0	16
7:30 AM	0	5	0	0	5	0	0	0	0	0	1	7	0	0	8	0	0	0	0	0	13
7:45 AM	0	10	0	0	10	0	0	0	0	0	0	13	0	0	13	0	0	0	0	0	23
Total	0	24	0	0	24	1	0	1	0	2	1	41	0	0	42	0	0	0	0	0	68
8:00 AM	0	8	0	0	8	0	0	0	0	0	0	10	0	0	10	0	0	0	0	0	18
8:15 AM	0	5	0	0	5	0	0	2	0	2	0	8	0	0	8	0	0	0	0	0	15
8:30 AM	0	8	0	0	8	0	0	0	0	0	1	3	0	0	4	0	0	0	0	0	12
8:45 AM	0	10	0	0	10	0	0	0	0	0	1	10	0	0	11	0	0	0	0	0	21
Total	0	31	0	0	31	0	0	2	0	2	2	31	0	0	33	0	0	0	0	0	66
9:00 AM	0	7	0	0	7	0	0	0	0	0	0	13	0	0	13	0	0	0	0	0	20
9:15 AM	0	6	0	0	6	0	0	1	0	1	2	14	0	0	16	0	0	0	0	0	23
9:30 AM	0	4	0	0	4	0	0	3	0	3	0	7	0	0	7	0	0	0	0	0	14
9:45 AM	0	8	1	0	9	0	0	0	0	0	1	8	0	0	9	0	0	0	0	0	18
Total	0	25	1	0	26	0	0	4	0	4	3	42	0	0	45	0	0	0	0	0	75
10:00 AM	0	11	0	0	11	0	0	0	0	0	2	4	0	0	6	0	0	0	0	0	17
10:15 AM	0	9	0	0	9	1	0	0	0	1	0	7	0	0	7	0	0	0	0	0	17
10:30 AM	0	9	0	0	9	0	0	0	0	0	1	5	0	0	6	0	0	0	0	0	15
10:45 AM	0	3	0	0	3	0	0	1	0	1	0	4	0	0	4	0	0	0	0	0	8
Total	0	32	0	0	32	1	0	1	0	2	3	20	0	0	23	0	0	0	0	0	57
11:00 AM	0	5	0	0	5	0	0	0	0	0	1	2	0	0	3	0	0	0	0	0	8
11:15 AM	0	6	1	0	7	1	0	0	0	1	1	3	0	0	4	0	0	0	0	0	12
11:30 AM	0	3	0	0	3	0	0	0	0	0	0	4	0	0	4	0	0	0	0	0	7
11:45 AM	0	8	0	0	8	0	0	1	0	1	0	3	0	0	3	0	0	0	0	0	12
Total	0	22	1	0	23	1	0	1	0	2	2	12	0	0	14	0	0	0	0	0	39
12:00 PM	0	3	0	0	3	1	0	0	0	1	0	3	0	0	3	0	0	0	0	0	7
12:15 PM	0	5	0	0	5	0	0	0	0	0	0	4	0	0	4	0	0	0	0	0	9
12:30 PM	0	4	0	0	4	0	0	0	0	0	0	5	0	0	5	0	0	0	0	0	9
12:45 PM	0	3	0	0	3	1	0	0	0	1	2	4	0	0	6	0	0	0	0	0	10
Total	0	15	0	0	15	2	0	0	0	2	2	16	0	0	18	0	0	0	0	0	35
1:00 PM	0	8	0	0	8	0	0	0	0	0	0	4	0	0	4	0	0	0	0	0	12
1:15 PM	0	6	0	0	6	0	0	1	0	1	0	1	0	0	1	0	0	0	0	0	8
1:30 PM	0	7	0	0	7	1	0	0	0	1	0	5	0	0	5	1	0	0	0	1	14
1:45 PM	0	6	1	0	7	0	0	0	0	0	1	2	0	0	3	0	0	0	0	0	10
Total	0	27	1	0	28	1	0	1	0	2	1	12	0	0	13	1	0	0	0	1	44
2:00 PM	0	4	0	0	4	1	0	0	0	1	1	3	0	0	4	0	1	0	0	1	10
2:15 PM	0	6	0	0	6	1	0	0	0	1	2	4	0	0	6	0	0	1	0	1	14
2:30 PM	0	7	0	0	7	0	0	0	0	0	1	4	0	0	5	0	0	0	0	0	12
2:45 PM	0	5	0	0	5	0	0	0	0	0	3	5	0	0	8	0	0	0	0	0	13
Total	0	22	0	0	22	2	0	0	0	2	7	16	0	0	23	0	1	1	0	2	49
3:00 PM	0	2	0	0	2	0	0	2	0	2	0	4	0	0	4	0	0	0	0	0	8
3:15 PM	0	7	0	0	7	0	0	1	0	1	1	3	0	0	4	1	0	0	0	1	13
3:30 PM	0	6	0	0	6	0	0	0	0	0	0	4	0	0	4	0	0	0	0	0	10
3:45 PM	0	7	0	0	7	0	0	0	0	0	0	3	0	0	3	0	0	1	0	1	11
Total	0	22	0	0	22	0	0	3	0	3	1	14	0	0	15	1	0	1	0	2	42
4:00 PM	0	12	0	0	12	0	0	1	0	1	0	3	0	0	3	0	0	0	0	0	16
4:15 PM	0	4	0	0	4	0	0	0	0	0	0	6	0	0	6	0	0	0	0	0	10
4:30 PM	0	7	1	0	8	0	0	0	0	0	0	4	0	0	4	0	0	0	0	0	12
4:45 PM	0	8	0	0	8	0	0	1	0	1	0	1	0	0	1	0	0	0	0	0	10
Total	0	31	1	0	32	0	0	2	0	2	0	14	0	0	14	0	0	0	0	0	48
5:00 PM	0	8	0	0	8	0	0	0	0	0	0	3	0	0	3	0	0	0	0	0	11
5:15 PM	0	5	0	0	5	0	0	0	0	0	0	0	0	0	0	0	0	0	0	0	5
5:30 PM	0	8	0	0	8	0	0	0	0	0	0	3	0	0	3	0	0	0	0	0	11
5:45 PM	0	5	0	0	5	0	0	0	0	0	0	3	0	0	3	0	0	0	0	0	8
Total	0	26	0	0	26	0	0	0	0	0	0	9	0	0	9	0	0	0	0	0	35
6:00 PM	0	1	0	0	1	0	0	0	0	0	0	3	0	0	3	0	0	0	0	0	4
6:15 PM	0	3	1	0	4	0	0	1	0	1	0	8	0	0	8	0	0	0	0	0	13

PDI File #: **229078 H**  
 Location: **N: Centre Street S: Centre Street**  
 Location: **E: Saint Theresa Avenue W: Lorette Street**  
 City, State: **West Roxbury, MA**  
 Client: **Toole/T. Dennerlein**  
 Site Code: **6131 Task 2**  
 Count Date: **Thursday, January 12, 2023**  
 Start Time: **7:00 AM**  
 End Time: **7:00 PM**



**Heavy Vehicles-Combined (Buses, Single-Unit Trucks, Articulated Trucks)**

	Centre Street					Saint Theresa Avenue					Centre Street					Lorette Street					Total
	from North					from East					from South					from West					
	Right	Thru	Left	U-Turn	Total	Right	Thru	Left	U-Turn	Total	Right	Thru	Left	U-Turn	Total	Right	Thru	Left	U-Turn	Total	
6:30 PM	0	1	0	0	1	0	0	0	0	0	0	3	0	0	3	0	0	0	0	0	4
6:45 PM	0	3	0	0	3	0	0	0	0	0	0	1	0	0	1	0	0	0	0	0	4
<b>Total</b>	0	8	1	0	9	0	0	1	0	1	0	15	0	0	15	0	0	0	0	0	25
<b>Grand Total</b>	0	285	5	0	290	8	0	16	0	24	22	242	0	0	264	2	1	2	0	5	583
<b>Approach %</b>	0.0	98.3	1.7	0.0	33.3	0.0	66.7	0.0	8.3	91.7	0.0	0.0	40.0	20.0	40.0	0.0	0.0	0.0	0.0		
<b>Total %</b>	0.0	48.9	0.9	0.0	49.7	1.4	0.0	2.7	0.0	4.1	3.8	41.5	0.0	0.0	45.3	0.3	0.2	0.3	0.0	0.9	
<b>Exiting Leg Total</b>	252					28					303					0					583
<b>Buses</b>	0	113	2	0	115	3	0	11	0	14	10	103	0	0	113	0	0	1	0	1	243
<b>% Buses</b>	0.0	39.6	40.0	0.0	39.7	37.5	0.0	68.8	0.0	58.3	45.5	42.6	0.0	0.0	42.8	0.0	0.0	50.0	0.0	20.0	41.7
<b>Exiting Leg Total</b>	107					12					124					0					243
<b>Single-Unit Trucks</b>	0	149	3	0	152	5	0	5	0	10	11	122	0	0	133	2	1	1	0	4	299
<b>% Single-Unit</b>	0.0	52.3	60.0	0.0	52.4	62.5	0.0	31.3	0.0	41.7	50.0	50.4	0.0	0.0	50.4	100.0	100.0	50.0	0.0	80.0	51.3
<b>Exiting Leg Total</b>	128					15					156					0					299
<b>Articulated Trucks</b>	0	23	0	0	23	0	0	0	0	0	1	17	0	0	18	0	0	0	0	0	41
<b>% Articulated</b>	0.0	8.1	0.0	0.0	7.9	0.0	0.0	0.0	0.0	0.0	4.5	7.0	0.0	0.0	6.8	0.0	0.0	0.0	0.0	0.0	7.0
<b>Exiting Leg Total</b>	17					1					23					0					41

**AM Peak Hour Analysis from 07:00 AM to 10:00 AM begins at:**

	Centre Street					Saint Theresa Avenue					Centre Street					Lorette Street					Total
	from North					from East					from South					from West					
	Right	Thru	Left	U-Turn	Total	Right	Thru	Left	U-Turn	Total	Right	Thru	Left	U-Turn	Total	Right	Thru	Left	U-Turn	Total	
8:45 AM	0	10	0	0	10	0	0	0	0	0	1	10	0	0	11	0	0	0	0	0	21
9:00 AM	0	7	0	0	7	0	0	0	0	0	0	13	0	0	13	0	0	0	0	0	20
9:15 AM	0	6	0	0	6	0	0	1	0	1	2	14	0	0	16	0	0	0	0	0	23
9:30 AM	0	4	0	0	4	0	0	3	0	3	0	7	0	0	7	0	0	0	0	0	14
<b>Total Volume</b>	0	27	0	0	27	0	0	4	0	4	3	44	0	0	47	0	0	0	0	0	78
<b>% Approach Total</b>	0.0	100.0	0.0	0.0	0.0	0.0	0.0	100.0	0.0	0.0	6.4	93.6	0.0	0.0	0.0	0.0	0.0	0.0	0.0	0.0	0.848
<b>PHF</b>	0.000	0.675	0.000	0.000	0.675	0.000	0.000	0.333	0.000	0.333	0.375	0.786	0.000	0.000	0.734	0.000	0.000	0.000	0.000	0.000	
<b>Buses</b>	0	7	0	0	7	0	0	4	0	4	2	14	0	0	16	0	0	0	0	0	27
<b>Buses %</b>	0.0	25.9	0.0	0.0	25.9	0.0	0.0	100.0	0.0	100.0	66.7	31.8	0.0	0.0	34.0	0.0	0.0	0.0	0.0	0.0	34.6
<b>Single-Unit Trucks</b>	0	15	0	0	15	0	0	0	0	0	1	25	0	0	26	0	0	0	0	0	41
<b>Single-Unit %</b>	0.0	55.6	0.0	0.0	55.6	0.0	0.0	0.0	0.0	0.0	33.3	56.8	0.0	0.0	55.3	0.0	0.0	0.0	0.0	0.0	52.6
<b>Articulated Trucks</b>	0	5	0	0	5	0	0	0	0	0	0	5	0	0	5	0	0	0	0	0	10
<b>Articulated %</b>	0.0	18.5	0.0	0.0	18.5	0.0	0.0	0.0	0.0	0.0	0.0	11.4	0.0	0.0	10.6	0.0	0.0	0.0	0.0	0.0	12.8
<b>Buses</b>	0	7	0	0	7	0	0	4	0	4	2	14	0	0	16	0	0	0	0	0	27
<b>Single-Unit Trucks</b>	0	15	0	0	15	0	0	0	0	0	1	25	0	0	26	0	0	0	0	0	41
<b>Articulated Trucks</b>	0	5	0	0	5	0	0	0	0	0	0	5	0	0	5	0	0	0	0	0	10
<b>Total Entering Leg</b>	0	27	0	0	27	0	0	4	0	4	3	44	0	0	47	0	0	0	0	0	78
<b>Buses</b>	14					2					11					0					27
<b>Single-Unit Trucks</b>	25					1					15					0					41
<b>Articulated Trucks</b>	5					0					5					0					10
<b>Total Exiting Leg</b>	44					3					31					0					78

**MidDay Peak Hour Analysis from 10:00 AM to 2:00 PM begins at:**

	Centre Street					Saint Theresa Avenue					Centre Street					Lorette Street					Total
	from North					from East					from South					from West					
	Right	Thru	Left	U-Turn	Total	Right	Thru	Left	U-Turn	Total	Right	Thru	Left	U-Turn	Total	Right	Thru	Left	U-Turn	Total	
10:00 AM	0	11	0	0	11	0	0	0	0	0	2	4	0	0	6	0	0	0	0	0	17
10:15 AM	0	9	0	0	9	1	0	0	0	1	0	7	0	0	7	0	0	0	0	0	17
10:30 AM	0	9	0	0	9	0	0	0	0	0	1	5	0	0	6	0	0	0	0	0	15
10:45 AM	0	3	0	0	3	0	0	1	0	1	0	4	0	0	4	0	0	0	0	0	8
<b>Total Volume</b>	0	32	0	0	32	1	0	1	0	2	3	20	0	0	23	0	0	0	0	0	57
<b>% Approach Total</b>	0.0	100.0	0.0	0.0	0.0	50.0	0.0	50.0	0.0	0.0	13.0	87.0	0.0	0.0	0.0	0.0	0.0	0.0	0.0	0.0	0.838
<b>PHF</b>	0.000	0.727	0.000	0.000	0.727	0.250	0.000	0.250	0.000	0.500	0.375	0.714	0.000	0.000	0.821	0.000	0.000	0.000	0.000	0.000	
<b>Buses</b>	0	2	0	0	2	0	0	0	0	0	1	6	0	0	7	0	0	0	0	0	9
<b>Buses %</b>	0.0	6.3	0.0	0.0	6.3	0.0	0.0	0.0	0.0	0.0	33.3	30.0	0.0	0.0	30.4	0.0	0.0	0.0	0.0	0.0	15.8
<b>Single-Unit Trucks</b>	0	26	0	0	26	1	0	1	0	2	2	13	0	0	15	0	0	0	0	0	43
<b>Single-Unit %</b>	0.0	81.3	0.0	0.0	81.3	100.0	0.0	100.0	0.0	100.0	66.7	65.0	0.0	0.0	65.2	0.0	0.0	0.0	0.0	0.0	75.4

PDI File #: **229078 H**  
 Location: **N: Centre Street S: Centre Street**  
 Location: **E: Saint Theresa Avenue W: Lorette Street**  
 City, State: **West Roxbury, MA**  
 Client: **Toole/T. Dennerlein**  
 Site Code: **6131 Task 2**  
 Count Date: **Thursday, January 12, 2023**  
 Start Time: **7:00 AM**  
 End Time: **7:00 PM**  
 Class:



**Heavy Vehicles-Combined (Buses, Single-Unit Trucks, Articulated Trucks)**

	Centre Street					Saint Theresa Avenue					Centre Street					Lorette Street					Total
	from North					from East					from South					from West					
	Right	Thru	Left	U-Turn	Total	Right	Thru	Left	U-Turn	Total	Right	Thru	Left	U-Turn	Total	Right	Thru	Left	U-Turn	Total	
Articulated Trucks	0	4	0	0	4	0	0	0	0	0	0	1	0	0	1	0	0	0	0	0	5
Articulated %	0.0	12.5	0.0	0.0	12.5	0.0	0.0	0.0	0.0	0.0	0.0	5.0	0.0	0.0	4.3	0.0	0.0	0.0	0.0	0.0	8.8
Buses	0	2	0	0	2	0	0	0	0	0	1	6	0	0	7	0	0	0	0	0	9
Single-Unit Trucks	0	26	0	0	26	1	0	1	0	2	2	13	0	0	15	0	0	0	0	0	43
Articulated Trucks	0	4	0	0	4	0	0	0	0	0	0	1	0	0	1	0	0	0	0	0	5
Total Entering Leg	0	32	0	0	32	1	0	1	0	2	3	20	0	0	23	0	0	0	0	0	57
Buses																					
Single-Unit Trucks																					
Articulated Trucks																					
Total Exiting Leg	21					3					33					0					57

PM Peak Hour Analysis from 2:00 PM to 07:00 PM begins at:

3:15 PM	Centre Street					Saint Theresa Avenue					Centre Street					Lorette Street					Total
	from North					from East					from South					from West					
	Right	Thru	Left	U-Turn	Total	Right	Thru	Left	U-Turn	Total	Right	Thru	Left	U-Turn	Total	Right	Thru	Left	U-Turn	Total	
3:15 PM	0	7	0	0	7	0	0	1	0	1	1	3	0	0	4	1	0	0	0	1	13
3:30 PM	0	6	0	0	6	0	0	0	0	0	0	4	0	0	4	0	0	0	0	0	10
3:45 PM	0	7	0	0	7	0	0	0	0	0	0	3	0	0	3	0	0	1	0	1	11
4:00 PM	0	12	0	0	12	0	0	1	0	1	0	3	0	0	3	0	0	0	0	0	16
Total Volume	0	32	0	0	32	0	0	2	0	2	1	13	0	0	14	1	0	1	0	2	50
% Approach Total	0.0	100.0	0.0	0.0	0.0	0.0	0.0	100.0	0.0	0.0	7.1	92.9	0.0	0.0	0.0	50.0	0.0	50.0	0.0	0.0	0.781
PHF	0.000	0.667	0.000	0.000	0.667	0.000	0.000	0.500	0.000	0.500	0.250	0.813	0.000	0.000	0.875	0.250	0.000	0.250	0.000	0.500	
Buses	0	16	0	0	16	0	0	1	0	1	1	10	0	0	11	0	0	1	0	1	29
Buses %	0.0	50.0	0.0	0.0	50.0	0.0	0.0	50.0	0.0	50.0	100.0	76.9	0.0	0.0	78.6	0.0	0.0	100.0	0.0	50.0	58.0
Single-Unit Trucks	0	14	0	0	14	0	0	1	0	1	0	0	0	0	0	1	0	0	0	1	16
Single-Unit %	0.0	43.8	0.0	0.0	43.8	0.0	0.0	50.0	0.0	50.0	0.0	0.0	0.0	0.0	0.0	100.0	0.0	0.0	0.0	50.0	32.0
Articulated Trucks	0	2	0	0	2	0	0	0	0	0	0	3	0	0	3	0	0	0	0	0	5
Articulated %	0.0	6.3	0.0	0.0	6.3	0.0	0.0	0.0	0.0	0.0	0.0	23.1	0.0	0.0	21.4	0.0	0.0	0.0	0.0	0.0	10.0
Buses	0	16	0	0	16	0	0	1	0	1	1	10	0	0	11	0	0	1	0	1	29
Single-Unit Trucks	0	14	0	0	14	0	0	1	0	1	0	0	0	0	0	1	0	0	0	1	16
Articulated Trucks	0	2	0	0	2	0	0	0	0	0	0	3	0	0	3	0	0	0	0	0	5
Total Entering Leg	0	32	0	0	32	0	0	2	0	2	1	13	0	0	14	1	0	1	0	2	50
Buses																					
Single-Unit Trucks																					
Articulated Trucks																					
Total Exiting Leg	14					1					35					0					50



PDI File #: **229078 H**  
 Location: **N: Centre Street S: Centre Street**  
 Location: **E: Saint Theresa Avenue W: Lorette Street**  
 City, State: **West Roxbury, MA**  
 Client: **Toole/T. Dennerlein**  
 Site Code: **6131 Task 2**  
 Count Date: **Thursday, January 12, 2023**  
 Start Time: **7:00 AM**  
 End Time: **7:00 PM**  
 Class:



**Buses**

	Centre Street					Saint Theresa Avenue					Centre Street					Lorette Street					Total
	from North					from East					from South					from West					
	Right	Thru	Left	U-Turn	Total	Right	Thru	Left	U-Turn	Total	Right	Thru	Left	U-Turn	Total	Right	Thru	Left	U-Turn	Total	
7:00 AM	0	6	0	0	6	0	0	0	0	0	0	2	0	0	2	0	0	0	0	0	8
7:15 AM	0	3	0	0	3	0	0	1	0	1	0	3	0	0	3	0	0	0	0	0	7
7:30 AM	0	3	0	0	3	0	0	0	0	0	0	4	0	0	4	0	0	0	0	0	7
7:45 AM	0	4	0	0	4	0	0	0	0	0	0	7	0	0	7	0	0	0	0	0	11
<b>Total</b>	<b>0</b>	<b>16</b>	<b>0</b>	<b>0</b>	<b>16</b>	<b>0</b>	<b>0</b>	<b>1</b>	<b>0</b>	<b>1</b>	<b>0</b>	<b>16</b>	<b>0</b>	<b>0</b>	<b>16</b>	<b>0</b>	<b>0</b>	<b>0</b>	<b>0</b>	<b>0</b>	<b>33</b>
8:00 AM	0	3	0	0	3	0	0	0	0	0	0	2	0	0	2	0	0	0	0	0	5
8:15 AM	0	3	0	0	3	0	0	2	0	2	0	3	0	0	3	0	0	0	0	0	8
8:30 AM	0	4	0	0	4	0	0	0	0	0	0	1	0	0	1	0	0	0	0	0	5
8:45 AM	0	2	0	0	2	0	0	0	0	0	1	4	0	0	5	0	0	0	0	0	7
<b>Total</b>	<b>0</b>	<b>12</b>	<b>0</b>	<b>0</b>	<b>12</b>	<b>0</b>	<b>0</b>	<b>2</b>	<b>0</b>	<b>2</b>	<b>1</b>	<b>10</b>	<b>0</b>	<b>0</b>	<b>11</b>	<b>0</b>	<b>0</b>	<b>0</b>	<b>0</b>	<b>0</b>	<b>25</b>
9:00 AM	0	2	0	0	2	0	0	0	0	0	0	5	0	0	5	0	0	0	0	0	7
9:15 AM	0	2	0	0	2	0	0	1	0	1	1	2	0	0	3	0	0	0	0	0	6
9:30 AM	0	1	0	0	1	0	0	3	0	3	0	3	0	0	3	0	0	0	0	0	7
9:45 AM	0	5	1	0	6	0	0	0	0	0	0	3	0	0	3	0	0	0	0	0	9
<b>Total</b>	<b>0</b>	<b>10</b>	<b>1</b>	<b>0</b>	<b>11</b>	<b>0</b>	<b>0</b>	<b>4</b>	<b>0</b>	<b>4</b>	<b>1</b>	<b>13</b>	<b>0</b>	<b>0</b>	<b>14</b>	<b>0</b>	<b>0</b>	<b>0</b>	<b>0</b>	<b>0</b>	<b>29</b>
10:00 AM	0	0	0	0	0	0	0	0	0	0	1	2	0	0	3	0	0	0	0	0	3
10:15 AM	0	2	0	0	2	0	0	0	0	0	0	1	0	0	1	0	0	0	0	0	3
10:30 AM	0	0	0	0	0	0	0	0	0	0	0	2	0	0	2	0	0	0	0	0	2
10:45 AM	0	0	0	0	0	0	0	0	0	0	0	1	0	0	1	0	0	0	0	0	1
<b>Total</b>	<b>0</b>	<b>2</b>	<b>0</b>	<b>0</b>	<b>2</b>	<b>0</b>	<b>0</b>	<b>0</b>	<b>0</b>	<b>0</b>	<b>1</b>	<b>6</b>	<b>0</b>	<b>0</b>	<b>7</b>	<b>0</b>	<b>0</b>	<b>0</b>	<b>0</b>	<b>0</b>	<b>9</b>
11:00 AM	0	2	0	0	2	0	0	0	0	0	0	0	0	0	0	0	0	0	0	0	2
11:15 AM	0	1	0	0	1	1	0	0	0	1	1	1	0	0	2	0	0	0	0	0	4
11:30 AM	0	0	0	0	0	0	0	0	0	0	0	1	0	0	1	0	0	0	0	0	1
11:45 AM	0	2	0	0	2	0	0	0	0	0	0	0	0	0	0	0	0	0	0	0	2
<b>Total</b>	<b>0</b>	<b>5</b>	<b>0</b>	<b>0</b>	<b>5</b>	<b>1</b>	<b>0</b>	<b>0</b>	<b>0</b>	<b>1</b>	<b>1</b>	<b>2</b>	<b>0</b>	<b>0</b>	<b>3</b>	<b>0</b>	<b>0</b>	<b>0</b>	<b>0</b>	<b>0</b>	<b>9</b>
12:00 PM	0	1	0	0	1	1	0	0	0	1	0	1	0	0	1	0	0	0	0	0	3
12:15 PM	0	1	0	0	1	0	0	0	0	0	0	1	0	0	1	0	0	0	0	0	2
12:30 PM	0	2	0	0	2	0	0	0	0	0	0	1	0	0	1	0	0	0	0	0	3
12:45 PM	0	0	0	0	0	1	0	0	0	1	1	3	0	0	4	0	0	0	0	0	5
<b>Total</b>	<b>0</b>	<b>4</b>	<b>0</b>	<b>0</b>	<b>4</b>	<b>2</b>	<b>0</b>	<b>0</b>	<b>0</b>	<b>2</b>	<b>1</b>	<b>6</b>	<b>0</b>	<b>0</b>	<b>7</b>	<b>0</b>	<b>0</b>	<b>0</b>	<b>0</b>	<b>0</b>	<b>13</b>
1:00 PM	0	3	0	0	3	0	0	0	0	0	0	2	0	0	2	0	0	0	0	0	5
1:15 PM	0	0	0	0	0	0	0	1	0	1	0	0	0	0	0	0	0	0	0	0	1
1:30 PM	0	1	0	0	1	0	0	0	0	0	0	2	0	0	2	0	0	0	0	0	3
1:45 PM	0	3	1	0	4	0	0	0	0	0	1	1	0	0	2	0	0	0	0	0	6
<b>Total</b>	<b>0</b>	<b>7</b>	<b>1</b>	<b>0</b>	<b>8</b>	<b>0</b>	<b>0</b>	<b>1</b>	<b>0</b>	<b>1</b>	<b>1</b>	<b>5</b>	<b>0</b>	<b>0</b>	<b>6</b>	<b>0</b>	<b>0</b>	<b>0</b>	<b>0</b>	<b>0</b>	<b>15</b>
2:00 PM	0	1	0	0	1	0	0	0	0	0	0	1	0	0	1	0	0	0	0	0	2
2:15 PM	0	3	0	0	3	0	0	0	0	0	0	1	0	0	1	0	0	0	0	0	4
2:30 PM	0	3	0	0	3	0	0	0	0	0	1	2	0	0	3	0	0	0	0	0	6
2:45 PM	0	2	0	0	2	0	0	0	0	0	2	3	0	0	5	0	0	0	0	0	7
<b>Total</b>	<b>0</b>	<b>9</b>	<b>0</b>	<b>0</b>	<b>9</b>	<b>0</b>	<b>0</b>	<b>0</b>	<b>0</b>	<b>0</b>	<b>3</b>	<b>7</b>	<b>0</b>	<b>0</b>	<b>10</b>	<b>0</b>	<b>0</b>	<b>0</b>	<b>0</b>	<b>0</b>	<b>19</b>
3:00 PM	0	2	0	0	2	0	0	1	0	1	0	3	0	0	3	0	0	0	0	0	6
3:15 PM	0	2	0	0	2	0	0	1	0	1	1	2	0	0	3	0	0	0	0	0	6
3:30 PM	0	3	0	0	3	0	0	0	0	0	0	3	0	0	3	0	0	0	0	0	6
3:45 PM	0	5	0	0	5	0	0	0	0	0	0	3	0	0	3	0	0	1	0	1	9
<b>Total</b>	<b>0</b>	<b>12</b>	<b>0</b>	<b>0</b>	<b>12</b>	<b>0</b>	<b>0</b>	<b>2</b>	<b>0</b>	<b>2</b>	<b>1</b>	<b>11</b>	<b>0</b>	<b>0</b>	<b>12</b>	<b>0</b>	<b>0</b>	<b>1</b>	<b>0</b>	<b>1</b>	<b>27</b>
4:00 PM	0	6	0	0	6	0	0	0	0	0	0	2	0	0	2	0	0	0	0	0	8
4:15 PM	0	4	0	0	4	0	0	0	0	0	0	5	0	0	5	0	0	0	0	0	9
4:30 PM	0	2	0	0	2	0	0	0	0	0	0	3	0	0	3	0	0	0	0	0	5
4:45 PM	0	3	0	0	3	0	0	1	0	1	0	1	0	0	1	0	0	0	0	0	5
<b>Total</b>	<b>0</b>	<b>15</b>	<b>0</b>	<b>0</b>	<b>15</b>	<b>0</b>	<b>0</b>	<b>1</b>	<b>0</b>	<b>1</b>	<b>0</b>	<b>11</b>	<b>0</b>	<b>0</b>	<b>11</b>	<b>0</b>	<b>0</b>	<b>0</b>	<b>0</b>	<b>0</b>	<b>27</b>
5:00 PM	0	3	0	0	3	0	0	0	0	0	0	2	0	0	2	0	0	0	0	0	5
5:15 PM	0	2	0	0	2	0	0	0	0	0	0	0	0	0	0	0	0	0	0	0	2
5:30 PM	0	5	0	0	5	0	0	0	0	0	0	3	0	0	3	0	0	0	0	0	8
5:45 PM	0	5	0	0	5	0	0	0	0	0	0	2	0	0	2	0	0	0	0	0	7
<b>Total</b>	<b>0</b>	<b>15</b>	<b>0</b>	<b>0</b>	<b>15</b>	<b>0</b>	<b>0</b>	<b>0</b>	<b>0</b>	<b>0</b>	<b>0</b>	<b>7</b>	<b>0</b>	<b>0</b>	<b>7</b>	<b>0</b>	<b>0</b>	<b>0</b>	<b>0</b>	<b>0</b>	<b>22</b>
6:00 PM	0	1	0	0	1	0	0	0	0	0	0	2	0	0	2	0	0	0	0	0	3
6:15 PM	0	2	0	0	2	0	0	0	0	0	0	4	0	0	4	0	0	0	0	0	6

PDI File #: **229078 H**  
 Location: **N: Centre Street S: Centre Street**  
 Location: **E: Saint Theresa Avenue W: Lorette Street**  
 City, State: **West Roxbury, MA**  
 Client: **Toole/T. Dennerlein**  
 Site Code: **6131 Task 2**  
 Count Date: **Thursday, January 12, 2023**  
 Start Time: **7:00 AM**  
 End Time: **7:00 PM**  
 Class:



**Buses**

	Centre Street					Saint Theresa Avenue					Centre Street					Lorette Street					Total
	from North					from East					from South					from West					
	Right	Thru	Left	U-Turn	Total	Right	Thru	Left	U-Turn	Total	Right	Thru	Left	U-Turn	Total	Right	Thru	Left	U-Turn	Total	
6:30 PM	0	0	0	0	0	0	0	0	0	0	0	2	0	0	2	0	0	0	0	0	2
6:45 PM	0	3	0	0	3	0	0	0	0	0	0	1	0	0	1	0	0	0	0	0	1
<b>Total</b>	<b>0</b>	<b>6</b>	<b>0</b>	<b>0</b>	<b>6</b>	<b>0</b>	<b>0</b>	<b>0</b>	<b>0</b>	<b>0</b>	<b>0</b>	<b>9</b>	<b>0</b>	<b>0</b>	<b>9</b>	<b>0</b>	<b>0</b>	<b>0</b>	<b>0</b>	<b>0</b>	<b>15</b>
Grand Total	0	113	2	0	115	3	0	11	0	14	10	103	0	0	113	0	0	1	0	1	243
Approach %	0.0	98.3	1.7	0.0		21.4	0.0	78.6	0.0		8.8	91.2	0.0	0.0		0.0	0.0	100.0	0.0		
Total %	0.0	46.5	0.8	0.0	47.3	1.2	0.0	4.5	0.0	5.8	4.1	42.4	0.0	0.0	46.5	0.0	0.0	0.4	0.0	0.4	
Exiting Leg Total	107					12					124					0					243

**AM Peak Hour Analysis from 07:00 AM to 10:00 AM begins at:**

	Centre Street					Saint Theresa Avenue					Centre Street					Lorette Street					Total
	from North					from East					from South					from West					
	Right	Thru	Left	U-Turn	Total	Right	Thru	Left	U-Turn	Total	Right	Thru	Left	U-Turn	Total	Right	Thru	Left	U-Turn	Total	
7:00 AM	0	6	0	0	6	0	0	0	0	0	0	2	0	0	2	0	0	0	0	0	8
7:15 AM	0	3	0	0	3	0	0	1	0	1	0	3	0	0	3	0	0	0	0	0	7
7:30 AM	0	3	0	0	3	0	0	0	0	0	0	4	0	0	4	0	0	0	0	0	7
7:45 AM	0	4	0	0	4	0	0	0	0	0	0	7	0	0	7	0	0	0	0	0	11
Total Volume	0	16	0	0	16	0	0	1	0	1	0	16	0	0	16	0	0	0	0	0	33
% Approach Total	0.0	100.0	0.0	0.0		0.0	0.0	100.0	0.0		0.0	100.0	0.0	0.0		0.0	0.0	0.0	0.0		
PHF	0.000	0.667	0.000	0.000	0.667	0.000	0.000	0.250	0.000	0.250	0.000	0.571	0.000	0.000	0.571	0.000	0.000	0.000	0.000	0.000	0.750
Entering Leg	0	16	0	0	16	0	0	1	0	1	0	16	0	0	16	0	0	0	0	0	33
Exiting Leg	16					0					17					0					33
Total	32					1					33					0					66

**MidDay Peak Hour Analysis from 10:00 AM to 2:00 PM begins at:**

	Centre Street					Saint Theresa Avenue					Centre Street					Lorette Street					Total
	from North					from East					from South					from West					
	Right	Thru	Left	U-Turn	Total	Right	Thru	Left	U-Turn	Total	Right	Thru	Left	U-Turn	Total	Right	Thru	Left	U-Turn	Total	
1:45 PM	0	3	1	0	4	0	0	0	0	0	1	1	0	0	2	0	0	0	0	0	6
2:00 PM	0	1	0	0	1	0	0	0	0	0	0	1	0	0	1	0	0	0	0	0	2
2:15 PM	0	3	0	0	3	0	0	0	0	0	0	1	0	0	1	0	0	0	0	0	4
2:30 PM	0	3	0	0	3	0	0	0	0	0	1	2	0	0	3	0	0	0	0	0	6
Total Volume	0	10	1	0	11	0	0	0	0	0	2	5	0	0	7	0	0	0	0	0	18
% Approach Total	0.0	90.9	9.1	0.0		0.0	0.0	0.0	0.0		28.6	71.4	0.0	0.0		0.0	0.0	0.0	0.0		
PHF	0.000	0.833	0.250	0.000	0.688	0.000	0.000	0.000	0.000	0.000	0.500	0.625	0.000	0.000	0.583	0.000	0.000	0.000	0.000	0.000	0.750
Entering Leg	0	10	1	0	11	0	0	0	0	0	2	5	0	0	7	0	0	0	0	0	18
Exiting Leg	5					3					10					0					18
Total	16					3					17					0					36

**PM Peak Hour Analysis from 2:00 PM to 07:00 PM begins at:**

	Centre Street					Saint Theresa Avenue					Centre Street					Lorette Street					Total
	from North					from East					from South					from West					
	Right	Thru	Left	U-Turn	Total	Right	Thru	Left	U-Turn	Total	Right	Thru	Left	U-Turn	Total	Right	Thru	Left	U-Turn	Total	
3:30 PM	0	3	0	0	3	0	0	0	0	0	0	3	0	0	3	0	0	0	0	0	6
3:45 PM	0	5	0	0	5	0	0	0	0	0	0	3	0	0	3	0	0	1	0	1	9
4:00 PM	0	6	0	0	6	0	0	0	0	0	0	2	0	0	2	0	0	0	0	0	8
4:15 PM	0	4	0	0	4	0	0	0	0	0	0	5	0	0	5	0	0	0	0	0	9
Total Volume	0	18	0	0	18	0	0	0	0	0	0	13	0	0	13	0	0	1	0	1	32
% Approach Total	0.0	100.0	0.0	0.0		0.0	0.0	0.0	0.0		0.0	100.0	0.0	0.0		0.0	0.0	100.0	0.0		
PHF	0.000	0.750	0.000	0.000	0.750	0.000	0.000	0.000	0.000	0.000	0.000	0.650	0.000	0.000	0.650	0.000	0.000	0.250	0.000	0.250	0.889
Entering Leg	0	18	0	0	18	0	0	0	0	0	0	13	0	0	13	0	0	1	0	1	32
Exiting Leg	14					0					18					0					32
Total	32					0					31					1					64

PDI File #: **229078 H**  
 Location: **N: Centre Street S: Centre Street**  
 Location: **E: Saint Theresa Avenue W: Lorette Street**  
 City, State: **West Roxbury, MA**  
 Client: **Toole/T. Dennerlein**  
 Site Code: **6131 Task 2**  
 Count Date: **Thursday, January 12, 2023**  
 Start Time: **7:00 AM**  
 End Time: **7:00 PM**  
 Class:



### Single-Unit Trucks

	Centre Street					Saint Theresa Avenue					Centre Street					Lorette Street					Total
	from North					from East					from South					from West					
	Right	Thru	Left	U-Turn	Total	Right	Thru	Left	U-Turn	Total	Right	Thru	Left	U-Turn	Total	Right	Thru	Left	U-Turn	Total	
7:00 AM	0	0	0	0	0	0	0	0	0	0	0	7	0	0	7	0	0	0	0	0	7
7:15 AM	0	0	0	0	0	1	0	0	0	1	0	5	0	0	5	0	0	0	0	0	6
7:30 AM	0	2	0	0	2	0	0	0	0	0	1	2	0	0	3	0	0	0	0	0	5
7:45 AM	0	6	0	0	6	0	0	0	0	0	0	6	0	0	6	0	0	0	0	0	12
Total	0	8	0	0	8	1	0	0	0	1	1	20	0	0	21	0	0	0	0	0	30
8:00 AM	0	5	0	0	5	0	0	0	0	0	0	7	0	0	7	0	0	0	0	0	12
8:15 AM	0	2	0	0	2	0	0	0	0	0	0	5	0	0	5	0	0	0	0	0	7
8:30 AM	0	4	0	0	4	0	0	0	0	0	1	1	0	0	2	0	0	0	0	0	6
8:45 AM	0	3	0	0	3	0	0	0	0	0	0	4	0	0	4	0	0	0	0	0	7
Total	0	14	0	0	14	0	0	0	0	0	1	17	0	0	18	0	0	0	0	0	32
9:00 AM	0	5	0	0	5	0	0	0	0	0	0	5	0	0	5	0	0	0	0	0	10
9:15 AM	0	4	0	0	4	0	0	0	0	0	1	12	0	0	13	0	0	0	0	0	17
9:30 AM	0	3	0	0	3	0	0	0	0	0	0	4	0	0	4	0	0	0	0	0	7
9:45 AM	0	3	0	0	3	0	0	0	0	0	1	5	0	0	6	0	0	0	0	0	9
Total	0	15	0	0	15	0	0	0	0	0	2	26	0	0	28	0	0	0	0	0	43
10:00 AM	0	9	0	0	9	0	0	0	0	0	1	2	0	0	3	0	0	0	0	0	12
10:15 AM	0	6	0	0	6	1	0	0	0	1	0	5	0	0	5	0	0	0	0	0	12
10:30 AM	0	8	0	0	8	0	0	0	0	0	1	3	0	0	4	0	0	0	0	0	12
10:45 AM	0	3	0	0	3	0	0	1	0	1	0	3	0	0	3	0	0	0	0	0	7
Total	0	26	0	0	26	1	0	1	0	2	2	13	0	0	15	0	0	0	0	0	43
11:00 AM	0	3	0	0	3	0	0	0	0	0	1	2	0	0	3	0	0	0	0	0	6
11:15 AM	0	4	1	0	5	0	0	0	0	0	0	2	0	0	2	0	0	0	0	0	7
11:30 AM	0	2	0	0	2	0	0	0	0	0	0	3	0	0	3	0	0	0	0	0	5
11:45 AM	0	6	0	0	6	0	0	1	0	1	0	3	0	0	3	0	0	0	0	0	10
Total	0	15	1	0	16	0	0	1	0	1	1	10	0	0	11	0	0	0	0	0	28
12:00 PM	0	2	0	0	2	0	0	0	0	0	0	2	0	0	2	0	0	0	0	0	4
12:15 PM	0	3	0	0	3	0	0	0	0	0	0	3	0	0	3	0	0	0	0	0	6
12:30 PM	0	2	0	0	2	0	0	0	0	0	0	4	0	0	4	0	0	0	0	0	6
12:45 PM	0	3	0	0	3	0	0	0	0	0	1	1	0	0	2	0	0	0	0	0	5
Total	0	10	0	0	10	0	0	0	0	0	1	10	0	0	11	0	0	0	0	0	21
1:00 PM	0	5	0	0	5	0	0	0	0	0	0	2	0	0	2	0	0	0	0	0	7
1:15 PM	0	5	0	0	5	0	0	0	0	0	0	1	0	0	1	0	0	0	0	0	6
1:30 PM	0	5	0	0	5	1	0	0	0	1	0	2	0	0	2	1	0	0	0	1	9
1:45 PM	0	3	0	0	3	0	0	0	0	0	0	1	0	0	1	0	0	0	0	0	4
Total	0	18	0	0	18	1	0	0	0	1	0	6	0	0	6	1	0	0	0	1	26
2:00 PM	0	3	0	0	3	1	0	0	0	1	1	2	0	0	3	0	1	0	0	1	8
2:15 PM	0	3	0	0	3	1	0	0	0	1	2	3	0	0	5	0	0	1	0	1	10
2:30 PM	0	3	0	0	3	0	0	0	0	0	0	2	0	0	2	0	0	0	0	0	5
2:45 PM	0	2	0	0	2	0	0	0	0	0	0	2	0	0	2	0	0	0	0	0	4
Total	0	11	0	0	11	2	0	0	0	2	3	9	0	0	12	0	1	1	0	2	27
3:00 PM	0	0	0	0	0	0	0	1	0	1	0	1	0	0	1	0	0	0	0	0	2
3:15 PM	0	5	0	0	5	0	0	0	0	0	0	0	0	0	0	1	0	0	0	1	6
3:30 PM	0	2	0	0	2	0	0	0	0	0	0	0	0	0	0	0	0	0	0	0	2
3:45 PM	0	2	0	0	2	0	0	0	0	0	0	0	0	0	0	0	0	0	0	0	2
Total	0	9	0	0	9	0	0	1	0	1	0	1	0	0	1	1	0	0	0	1	12
4:00 PM	0	5	0	0	5	0	0	1	0	1	0	0	0	0	0	0	0	0	0	0	6
4:15 PM	0	0	0	0	0	0	0	0	0	0	0	1	0	0	1	0	0	0	0	0	1
4:30 PM	0	3	1	0	4	0	0	0	0	0	0	1	0	0	1	0	0	0	0	0	5
4:45 PM	0	4	0	0	4	0	0	0	0	0	0	0	0	0	0	0	0	0	0	0	4
Total	0	12	1	0	13	0	0	1	0	1	0	2	0	0	2	0	0	0	0	0	16
5:00 PM	0	3	0	0	3	0	0	0	0	0	0	1	0	0	1	0	0	0	0	0	4
5:15 PM	0	3	0	0	3	0	0	0	0	0	0	0	0	0	0	0	0	0	0	0	3
5:30 PM	0	3	0	0	3	0	0	0	0	0	0	0	0	0	0	0	0	0	0	0	3
5:45 PM	0	0	0	0	0	0	0	0	0	0	0	1	0	0	1	0	0	0	0	0	1
Total	0	9	0	0	9	0	0	0	0	0	0	2	0	0	2	0	0	0	0	0	11
6:00 PM	0	0	0	0	0	0	0	0	0	0	0	1	0	0	1	0	0	0	0	0	1
6:15 PM	0	1	1	0	2	0	0	1	0	1	0	4	0	0	4	0	0	0	0	0	7

PDI File #: **229078 H**  
 Location: **N: Centre Street S: Centre Street**  
 Location: **E: Saint Theresa Avenue W: Lorette Street**  
 City, State: **West Roxbury, MA**  
 Client: **Toole/T. Dennerlein**  
 Site Code: **6131 Task 2**  
 Count Date: **Thursday, January 12, 2023**  
 Start Time: **7:00 AM**  
 End Time: **7:00 PM**  
 Class:



**Single-Unit Trucks**

	Centre Street					Saint Theresa Avenue					Centre Street					Lorette Street					Total
	from North					from East					from South					from West					
	Right	Thru	Left	U-Turn	Total	Right	Thru	Left	U-Turn	Total	Right	Thru	Left	U-Turn	Total	Right	Thru	Left	U-Turn	Total	
6:30 PM	0	1	0	0	1	0	0	0	0	0	0	1	0	0	1	0	0	0	0	0	2
6:45 PM	0	0	0	0	0	0	0	0	0	0	0	0	0	0	0	0	0	0	0	0	0
<b>Total</b>	<b>0</b>	<b>2</b>	<b>1</b>	<b>0</b>	<b>3</b>	<b>0</b>	<b>0</b>	<b>1</b>	<b>0</b>	<b>1</b>	<b>0</b>	<b>6</b>	<b>0</b>	<b>0</b>	<b>6</b>	<b>0</b>	<b>0</b>	<b>0</b>	<b>0</b>	<b>0</b>	<b>10</b>
Grand Total	0	149	3	0	152	5	0	5	0	10	11	122	0	0	133	2	1	1	0	4	299
Approach %	0.0	98.0	2.0	0.0		50.0	0.0	50.0	0.0		8.3	91.7	0.0	0.0		50.0	25.0	25.0	0.0		
Total %	0.0	49.8	1.0	0.0	50.8	1.7	0.0	1.7	0.0	3.3	3.7	40.8	0.0	0.0	44.5	0.7	0.3	0.3	0.0	1.3	
Exiting Leg Total	128					15					156					0					299

**AM Peak Hour Analysis from 07:00 AM to 10:00 AM begins at:**

	Centre Street					Saint Theresa Avenue					Centre Street					Lorette Street					Total
	from North					from East					from South					from West					
	Right	Thru	Left	U-Turn	Total	Right	Thru	Left	U-Turn	Total	Right	Thru	Left	U-Turn	Total	Right	Thru	Left	U-Turn	Total	
9:15 AM	0	4	0	0	4	0	0	0	0	0	1	12	0	0	13	0	0	0	0	0	17
9:30 AM	0	3	0	0	3	0	0	0	0	0	0	4	0	0	4	0	0	0	0	0	7
9:45 AM	0	3	0	0	3	0	0	0	0	0	1	5	0	0	6	0	0	0	0	0	9
10:00 AM	0	9	0	0	9	0	0	0	0	0	1	2	0	0	3	0	0	0	0	0	12
Total Volume	0	19	0	0	19	0	0	0	0	0	3	23	0	0	26	0	0	0	0	0	45
% Approach Total	0.0	100.0	0.0	0.0		0.0	0.0	0.0	0.0		11.5	88.5	0.0	0.0		0.0	0.0	0.0	0.0		
PHF	0.000	0.528	0.000	0.000	0.528	0.000	0.000	0.000	0.000	0.000	0.750	0.479	0.000	0.000	0.500	0.000	0.000	0.000	0.000	0.000	0.662
Entering Leg	0	19	0	0	19	0	0	0	0	0	3	23	0	0	26	0	0	0	0	0	45
Exiting Leg	23					3					19					0					45
Total	42					3					45					0					90

**MidDay Peak Hour Analysis from 10:00 AM to 2:00 PM begins at:**

	Centre Street					Saint Theresa Avenue					Centre Street					Lorette Street					Total
	from North					from East					from South					from West					
	Right	Thru	Left	U-Turn	Total	Right	Thru	Left	U-Turn	Total	Right	Thru	Left	U-Turn	Total	Right	Thru	Left	U-Turn	Total	
10:00 AM	0	9	0	0	9	0	0	0	0	0	1	2	0	0	3	0	0	0	0	0	12
10:15 AM	0	6	0	0	6	1	0	0	0	1	0	5	0	0	5	0	0	0	0	0	12
10:30 AM	0	8	0	0	8	0	0	0	0	0	1	3	0	0	4	0	0	0	0	0	12
10:45 AM	0	3	0	0	3	0	0	1	0	1	0	3	0	0	3	0	0	0	0	0	7
Total Volume	0	26	0	0	26	1	0	1	0	2	2	13	0	0	15	0	0	0	0	0	43
% Approach Total	0.0	100.0	0.0	0.0		50.0	0.0	50.0	0.0		13.3	86.7	0.0	0.0		0.0	0.0	0.0	0.0		
PHF	0.000	0.722	0.000	0.000	0.722	0.250	0.000	0.250	0.000	0.500	0.500	0.650	0.000	0.000	0.750	0.000	0.000	0.000	0.000	0.000	0.896
Entering Leg	0	26	0	0	26	1	0	1	0	2	2	13	0	0	15	0	0	0	0	0	43
Exiting Leg	14					2					27					0					43
Total	40					4					42					0					86

**PM Peak Hour Analysis from 2:00 PM to 07:00 PM begins at:**

	Centre Street					Saint Theresa Avenue					Centre Street					Lorette Street					Total
	from North					from East					from South					from West					
	Right	Thru	Left	U-Turn	Total	Right	Thru	Left	U-Turn	Total	Right	Thru	Left	U-Turn	Total	Right	Thru	Left	U-Turn	Total	
2:00 PM	0	3	0	0	3	1	0	0	0	1	1	2	0	0	3	0	1	0	0	1	8
2:15 PM	0	3	0	0	3	1	0	0	0	1	2	3	0	0	5	0	0	1	0	1	10
2:30 PM	0	3	0	0	3	0	0	0	0	0	0	2	0	0	2	0	0	0	0	0	5
2:45 PM	0	2	0	0	2	0	0	0	0	0	0	2	0	0	2	0	0	0	0	0	4
Total Volume	0	11	0	0	11	2	0	0	0	2	3	9	0	0	12	0	1	1	0	2	27
% Approach Total	0.0	100.0	0.0	0.0		100.0	0.0	0.0	0.0		25.0	75.0	0.0	0.0		0.0	50.0	50.0	0.0		
PHF	0.000	0.917	0.000	0.000	0.917	0.500	0.000	0.000	0.000	0.500	0.375	0.750	0.000	0.000	0.600	0.000	0.250	0.250	0.000	0.500	0.675
Entering Leg	0	11	0	0	11	2	0	0	0	2	3	9	0	0	12	0	1	1	0	2	27
Exiting Leg	12					4					11					0					27
Total	23					6					23					2					54

PDI File #: **229078 H**  
 Location: **N: Centre Street S: Centre Street**  
 Location: **E: Saint Theresa Avenue W: Lorette Street**  
 City, State: **West Roxbury, MA**  
 Client: **Toole/T. Dennerlein**  
 Site Code: **6131 Task 2**  
 Count Date: **Thursday, January 12, 2023**  
 Start Time: **7:00 AM**  
 End Time: **7:00 PM**  
 Class:



**Articulated Trucks**

	Centre Street					Saint Theresa Avenue					Centre Street					Lorette Street					Total
	from North					from East					from South					from West					
	Right	Thru	Left	U-Turn	Total	Right	Thru	Left	U-Turn	Total	Right	Thru	Left	U-Turn	Total	Right	Thru	Left	U-Turn	Total	
7:00 AM	0	0	0	0	0	0	0	0	0	0	0	1	0	0	1	0	0	0	0	0	1
7:15 AM	0	0	0	0	0	0	0	0	0	0	0	3	0	0	3	0	0	0	0	0	3
7:30 AM	0	0	0	0	0	0	0	0	0	0	0	1	0	0	1	0	0	0	0	0	1
7:45 AM	0	0	0	0	0	0	0	0	0	0	0	0	0	0	0	0	0	0	0	0	0
Total	0	0	0	0	0	0	0	0	0	0	0	5	0	0	5	0	0	0	0	0	5
8:00 AM	0	0	0	0	0	0	0	0	0	0	0	1	0	0	1	0	0	0	0	0	1
8:15 AM	0	0	0	0	0	0	0	0	0	0	0	0	0	0	0	0	0	0	0	0	0
8:30 AM	0	0	0	0	0	0	0	0	0	0	0	1	0	0	1	0	0	0	0	0	1
8:45 AM	0	5	0	0	5	0	0	0	0	0	0	2	0	0	2	0	0	0	0	0	7
Total	0	5	0	0	5	0	0	0	0	0	0	4	0	0	4	0	0	0	0	0	9
9:00 AM	0	0	0	0	0	0	0	0	0	0	0	3	0	0	3	0	0	0	0	0	3
9:15 AM	0	0	0	0	0	0	0	0	0	0	0	0	0	0	0	0	0	0	0	0	0
9:30 AM	0	0	0	0	0	0	0	0	0	0	0	0	0	0	0	0	0	0	0	0	0
9:45 AM	0	0	0	0	0	0	0	0	0	0	0	0	0	0	0	0	0	0	0	0	0
Total	0	0	0	0	0	0	0	0	0	0	0	3	0	0	3	0	0	0	0	0	3
10:00 AM	0	2	0	0	2	0	0	0	0	0	0	0	0	0	0	0	0	0	0	0	2
10:15 AM	0	1	0	0	1	0	0	0	0	0	0	1	0	0	1	0	0	0	0	0	2
10:30 AM	0	1	0	0	1	0	0	0	0	0	0	0	0	0	0	0	0	0	0	0	1
10:45 AM	0	0	0	0	0	0	0	0	0	0	0	0	0	0	0	0	0	0	0	0	0
Total	0	4	0	0	4	0	0	0	0	0	0	1	0	0	1	0	0	0	0	0	5
11:00 AM	0	0	0	0	0	0	0	0	0	0	0	0	0	0	0	0	0	0	0	0	0
11:15 AM	0	1	0	0	1	0	0	0	0	0	0	0	0	0	0	0	0	0	0	0	1
11:30 AM	0	1	0	0	1	0	0	0	0	0	0	0	0	0	0	0	0	0	0	0	1
11:45 AM	0	0	0	0	0	0	0	0	0	0	0	0	0	0	0	0	0	0	0	0	0
Total	0	2	0	0	2	0	0	0	0	0	0	0	0	0	0	0	0	0	0	0	2
12:00 PM	0	0	0	0	0	0	0	0	0	0	0	0	0	0	0	0	0	0	0	0	0
12:15 PM	0	1	0	0	1	0	0	0	0	0	0	0	0	0	0	0	0	0	0	0	1
12:30 PM	0	0	0	0	0	0	0	0	0	0	0	0	0	0	0	0	0	0	0	0	0
12:45 PM	0	0	0	0	0	0	0	0	0	0	0	0	0	0	0	0	0	0	0	0	0
Total	0	1	0	0	1	0	0	0	0	0	0	0	0	0	0	0	0	0	0	0	1
1:00 PM	0	0	0	0	0	0	0	0	0	0	0	0	0	0	0	0	0	0	0	0	0
1:15 PM	0	1	0	0	1	0	0	0	0	0	0	0	0	0	0	0	0	0	0	0	1
1:30 PM	0	1	0	0	1	0	0	0	0	0	0	1	0	0	1	0	0	0	0	0	2
1:45 PM	0	0	0	0	0	0	0	0	0	0	0	0	0	0	0	0	0	0	0	0	0
Total	0	2	0	0	2	0	0	0	0	0	0	1	0	0	1	0	0	0	0	0	3
2:00 PM	0	0	0	0	0	0	0	0	0	0	0	0	0	0	0	0	0	0	0	0	0
2:15 PM	0	0	0	0	0	0	0	0	0	0	0	0	0	0	0	0	0	0	0	0	0
2:30 PM	0	1	0	0	1	0	0	0	0	0	0	0	0	0	0	0	0	0	0	0	1
2:45 PM	0	1	0	0	1	0	0	0	0	0	1	0	0	0	1	0	0	0	0	0	2
Total	0	2	0	0	2	0	0	0	0	0	1	0	0	0	1	0	0	0	0	0	3
3:00 PM	0	0	0	0	0	0	0	0	0	0	0	0	0	0	0	0	0	0	0	0	0
3:15 PM	0	0	0	0	0	0	0	0	0	0	0	1	0	0	1	0	0	0	0	0	1
3:30 PM	0	1	0	0	1	0	0	0	0	0	0	1	0	0	1	0	0	0	0	0	2
3:45 PM	0	0	0	0	0	0	0	0	0	0	0	0	0	0	0	0	0	0	0	0	0
Total	0	1	0	0	1	0	0	0	0	0	0	2	0	0	2	0	0	0	0	0	3
4:00 PM	0	1	0	0	1	0	0	0	0	0	0	1	0	0	1	0	0	0	0	0	2
4:15 PM	0	0	0	0	0	0	0	0	0	0	0	0	0	0	0	0	0	0	0	0	0
4:30 PM	0	2	0	0	2	0	0	0	0	0	0	0	0	0	0	0	0	0	0	0	2
4:45 PM	0	1	0	0	1	0	0	0	0	0	0	0	0	0	0	0	0	0	0	0	1
Total	0	4	0	0	4	0	0	0	0	0	0	1	0	0	1	0	0	0	0	0	5
5:00 PM	0	2	0	0	2	0	0	0	0	0	0	0	0	0	0	0	0	0	0	0	2
5:15 PM	0	0	0	0	0	0	0	0	0	0	0	0	0	0	0	0	0	0	0	0	0
5:30 PM	0	0	0	0	0	0	0	0	0	0	0	0	0	0	0	0	0	0	0	0	0
5:45 PM	0	0	0	0	0	0	0	0	0	0	0	0	0	0	0	0	0	0	0	0	0
Total	0	2	0	0	2	0	0	0	0	0	0	0	0	0	0	0	0	0	0	0	2
6:00 PM	0	0	0	0	0	0	0	0	0	0	0	0	0	0	0	0	0	0	0	0	0
6:15 PM	0	0	0	0	0	0	0	0	0	0	0	0	0	0	0	0	0	0	0	0	0

PDI File #: **229078 H**  
 Location: **N: Centre Street S: Centre Street**  
 Location: **E: Saint Theresa Avenue W: Lorette Street**  
 City, State: **West Roxbury, MA**  
 Client: **Toole/T. Dennerlein**  
 Site Code: **6131 Task 2**  
 Count Date: **Thursday, January 12, 2023**  
 Start Time: **7:00 AM**  
 End Time: **7:00 PM**  
 Class:



**Articulated Trucks**

	Centre Street					Saint Theresa Avenue					Centre Street					Lorette Street					Total
	from North					from East					from South					from West					
	Right	Thru	Left	U-Turn	Total	Right	Thru	Left	U-Turn	Total	Right	Thru	Left	U-Turn	Total	Right	Thru	Left	U-Turn	Total	
6:30 PM	0	0	0	0	0	0	0	0	0	0	0	0	0	0	0	0	0	0	0	0	0
6:45 PM	0	0	0	0	0	0	0	0	0	0	0	0	0	0	0	0	0	0	0	0	0
<b>Total</b>	0	0	0	0	0	0	0	0	0	0	0	0	0	0	0	0	0	0	0	0	0
<b>Grand Total</b>	0	23	0	0	23	0	0	0	0	0	1	17	0	0	18	0	0	0	0	0	41
<b>Approach %</b>	0.0	100.0	0.0	0.0		0.0	0.0	0.0	0.0		5.6	94.4	0.0	0.0		0.0	0.0	0.0	0.0		
<b>Total %</b>	0.0	56.1	0.0	0.0	56.1	0.0	0.0	0.0	0.0	0.0	2.4	41.5	0.0	0.0	43.9	0.0	0.0	0.0	0.0	0.0	
<b>Exiting Leg Total</b>	17					1					23					0					41

**AM Peak Hour Analysis from 07:00 AM to 10:00 AM begins at:**

	Centre Street					Saint Theresa Avenue					Centre Street					Lorette Street					Total
	from North					from East					from South					from West					
	Right	Thru	Left	U-Turn	Total	Right	Thru	Left	U-Turn	Total	Right	Thru	Left	U-Turn	Total	Right	Thru	Left	U-Turn	Total	
8:15 AM	0	0	0	0	0	0	0	0	0	0	0	0	0	0	0	0	0	0	0	0	0
8:30 AM	0	0	0	0	0	0	0	0	0	0	0	1	0	0	1	0	0	0	0	0	1
8:45 AM	0	5	0	0	5	0	0	0	0	0	0	2	0	0	2	0	0	0	0	0	7
9:00 AM	0	0	0	0	0	0	0	0	0	0	0	3	0	0	3	0	0	0	0	0	3
<b>Total Volume</b>	0	5	0	0	5	0	0	0	0	0	0	6	0	0	6	0	0	0	0	0	11
<b>% Approach Total</b>	0.0	100.0	0.0	0.0		0.0	0.0	0.0	0.0		0.0	100.0	0.0	0.0		0.0	0.0	0.0	0.0		
<b>PHF</b>	0.000	0.250	0.000	0.000	0.250	0.000	0.000	0.000	0.000	0.000	0.000	0.500	0.000	0.000	0.500	0.000	0.000	0.000	0.000	0.000	0.393
<b>Entering Leg</b>	0	5	0	0	5	0	0	0	0	0	0	6	0	0	6	0	0	0	0	0	11
<b>Exiting Leg</b>	6					0					5					0					11
<b>Total</b>	11					0					11					0					22

**MidDay Peak Hour Analysis from 10:00 AM to 2:00 PM begins at:**

	Centre Street					Saint Theresa Avenue					Centre Street					Lorette Street					Total
	from North					from East					from South					from West					
	Right	Thru	Left	U-Turn	Total	Right	Thru	Left	U-Turn	Total	Right	Thru	Left	U-Turn	Total	Right	Thru	Left	U-Turn	Total	
10:00 AM	0	2	0	0	2	0	0	0	0	0	0	0	0	0	0	0	0	0	0	0	2
10:15 AM	0	1	0	0	1	0	0	0	0	0	0	1	0	0	1	0	0	0	0	0	2
10:30 AM	0	1	0	0	1	0	0	0	0	0	0	0	0	0	0	0	0	0	0	0	1
10:45 AM	0	0	0	0	0	0	0	0	0	0	0	0	0	0	0	0	0	0	0	0	0
<b>Total Volume</b>	0	4	0	0	4	0	0	0	0	0	0	1	0	0	1	0	0	0	0	0	5
<b>% Approach Total</b>	0.0	100.0	0.0	0.0		0.0	0.0	0.0	0.0		0.0	100.0	0.0	0.0		0.0	0.0	0.0	0.0		
<b>PHF</b>	0.000	0.500	0.000	0.000	0.500	0.000	0.000	0.000	0.000	0.000	0.000	0.250	0.000	0.000	0.250	0.000	0.000	0.000	0.000	0.000	0.625
<b>Entering Leg</b>	0	4	0	0	4	0	0	0	0	0	0	1	0	0	1	0	0	0	0	0	5
<b>Exiting Leg</b>	1					0					4					0					5
<b>Total</b>	5					0					5					0					10

**PM Peak Hour Analysis from 2:00 PM to 07:00 PM begins at:**

	Centre Street					Saint Theresa Avenue					Centre Street					Lorette Street					Total
	from North					from East					from South					from West					
	Right	Thru	Left	U-Turn	Total	Right	Thru	Left	U-Turn	Total	Right	Thru	Left	U-Turn	Total	Right	Thru	Left	U-Turn	Total	
2:45 PM	0	1	0	0	1	0	0	0	0	0	1	0	0	0	1	0	0	0	0	0	2
3:00 PM	0	0	0	0	0	0	0	0	0	0	0	0	0	0	0	0	0	0	0	0	0
3:15 PM	0	0	0	0	0	0	0	0	0	0	0	1	0	0	1	0	0	0	0	0	1
3:30 PM	0	1	0	0	1	0	0	0	0	0	0	1	0	0	1	0	0	0	0	0	2
<b>Total Volume</b>	0	2	0	0	2	0	0	0	0	0	1	2	0	0	3	0	0	0	0	0	5
<b>% Approach Total</b>	0.0	100.0	0.0	0.0		0.0	0.0	0.0	0.0		33.3	66.7	0.0	0.0		0.0	0.0	0.0	0.0		
<b>PHF</b>	0.000	0.500	0.000	0.000	0.500	0.000	0.000	0.000	0.000	0.000	0.250	0.500	0.000	0.000	0.750	0.000	0.000	0.000	0.000	0.000	0.625
<b>Entering Leg</b>	0	2	0	0	2	0	0	0	0	0	1	2	0	0	3	0	0	0	0	0	5
<b>Exiting Leg</b>	2					1					2					0					5
<b>Total</b>	4					1					5					0					10

PDI File #: 229078 H  
 Location: N: Centre Street S: Centre Street  
 Location: E: Saint Theresa Avenue W: Lorette Street  
 City, State: West Roxbury, MA  
 Client: Toole/T. Dennerlein  
 Site Code: 6131 Task 2  
 Count Date: Thursday, January 12, 2023  
 Start Time: 7:00 AM  
 End Time: 7:00 PM  
 Class:



### Bicycles (on Roadway and Crosswalks)

	Centre Street							Saint Theresa Avenue							Centre Street							Lorette Street							Total
	from North							from East							from South							from West							
	Right	Thru	Left	U-Turn	CW-EB	CW-WB	Total	Right	Thru	Left	U-Turn	CW-SB	CW-NB	Total	Right	Thru	Left	U-Turn	CW-WB	CW-EB	Total	Right	Thru	Left	U-Turn	CW-NB	CW-SB	Total	
7:00 AM	0	1	0	0	0	0	1	0	0	0	0	0	0	0	0	0	0	0	0	0	0	0	0	0	0	1			
7:15 AM	0	0	0	0	0	0	0	0	0	0	0	0	0	0	0	0	0	0	0	0	0	0	0	0	0	0			
7:30 AM	0	0	0	0	0	0	0	0	0	0	0	0	0	0	0	0	0	0	0	0	0	0	0	0	0	0			
7:45 AM	0	0	0	0	0	0	0	0	0	0	0	0	0	0	0	0	0	0	0	0	0	0	0	0	0	0			
Total	0	1	0	0	0	0	1	0	0	0	0	0	0	0	0	0	0	0	0	0	0	0	0	0	0	1			
8:00 AM	0	0	0	0	0	0	0	0	0	0	0	0	0	0	0	0	0	0	0	0	0	0	0	0	0	0			
8:15 AM	0	0	0	0	0	0	0	0	0	0	0	0	1	1	0	0	0	0	0	0	0	0	0	0	0	1			
8:30 AM	0	0	0	0	0	0	0	0	0	0	0	0	0	0	0	0	0	0	0	0	0	0	0	0	0	0			
8:45 AM	0	0	0	0	0	0	0	0	0	0	0	0	0	0	0	0	0	0	0	0	0	0	0	0	0	0			
Total	0	0	0	0	0	0	0	0	0	0	0	0	1	1	0	0	0	0	0	0	0	0	0	0	0	1			
9:00 AM	0	0	0	0	0	0	0	0	0	0	0	0	0	0	0	0	0	0	0	0	0	0	0	0	0	0			
9:15 AM	0	0	0	0	0	0	0	0	0	0	0	0	0	0	0	0	0	0	0	0	0	0	0	0	0	0			
9:30 AM	0	0	0	0	0	0	0	0	0	0	0	1	1	0	0	0	0	0	0	0	0	0	0	0	0	1			
9:45 AM	0	0	0	0	0	0	0	0	0	0	0	0	0	0	0	0	0	0	0	0	0	0	0	0	0	0			
Total	0	0	0	0	0	0	0	0	0	0	0	1	1	0	0	0	0	0	0	0	0	0	0	0	0	1			
10:00 AM	0	0	0	0	0	1	1	0	0	0	0	0	0	0	0	0	0	0	0	0	0	0	1	1	1	2			
10:15 AM	0	0	0	0	0	0	0	0	0	0	0	0	0	0	0	0	0	0	0	0	0	0	0	0	0	0			
10:30 AM	0	0	0	0	0	0	0	0	0	0	1	0	1	0	0	0	0	0	0	0	0	0	0	0	0	1			
10:45 AM	0	0	0	0	0	0	0	0	0	0	0	0	0	0	0	0	0	0	0	0	0	1	0	1	1	1			
Total	0	0	0	0	0	1	1	0	0	0	1	0	1	0	0	0	0	0	0	0	1	1	1	1	2	4			
11:00 AM	0	0	0	0	0	0	0	0	0	0	0	0	0	0	0	0	0	0	0	0	0	0	0	0	0	0			
11:15 AM	0	0	0	0	0	0	0	0	0	0	0	0	0	0	0	0	0	0	0	0	0	0	0	0	0	0			
11:30 AM	0	0	0	0	0	0	0	0	0	0	0	0	0	0	0	0	0	0	0	0	0	0	0	0	0	0			
11:45 AM	0	0	0	0	0	0	0	0	0	0	0	0	0	0	0	0	0	0	0	0	0	0	0	0	0	0			
Total	0	0	0	0	0	0	0	0	0	0	0	0	0	0	0	0	0	0	0	0	0	0	0	0	0	0			
12:00 PM	0	0	0	0	0	0	0	0	0	0	0	0	0	0	0	0	0	0	0	0	0	0	0	0	0	0			
12:15 PM	0	0	0	0	0	0	0	0	0	0	0	0	0	0	0	0	0	0	0	0	0	0	0	0	0	0			
12:30 PM	0	1	0	0	0	0	1	0	0	0	0	0	0	0	0	0	0	0	0	0	0	0	1	1	2	2			
12:45 PM	0	0	0	0	0	0	0	0	0	0	0	0	0	0	0	0	0	0	0	0	0	0	0	0	0	0			
Total	0	1	0	0	0	0	1	0	0	0	0	0	0	0	0	0	0	0	0	0	0	0	1	1	2	2			
1:00 PM	0	0	0	0	0	0	0	0	0	0	0	0	0	0	0	0	0	0	0	0	0	0	0	0	0	0			
1:15 PM	0	0	0	0	0	0	0	0	0	0	0	0	0	0	0	0	0	0	0	0	0	0	0	0	0	0			
1:30 PM	0	0	0	0	0	0	0	0	0	0	0	0	0	0	0	0	0	0	0	0	0	0	0	0	0	0			
1:45 PM	0	0	0	0	0	0	0	0	0	0	0	0	0	0	0	0	0	0	0	0	0	0	0	0	0	0			
Total	0	0	0	0	0	0	0	0	0	0	0	0	0	0	0	0	0	0	0	0	0	0	0	0	0	0			
2:00 PM	0	0	0	0	0	0	0	0	0	0	0	0	0	0	0	0	0	0	0	0	0	0	0	0	0	0			
2:15 PM	0	0	0	0	0	0	0	0	0	0	0	0	0	0	0	0	0	0	0	0	0	0	0	0	0	0			
2:30 PM	0	0	0	0	0	0	0	0	0	0	0	0	0	0	0	0	0	0	0	0	0	0	0	0	0	0			
2:45 PM	0	0	0	0	0	0	0	0	0	0	0	0	0	0	0	0	0	0	0	0	0	0	0	0	0	0			
Total	0	0	0	0	0	0	0	0	0	0	0	0	0	0	0	0	0	0	0	0	0	0	0	0	0	0			
3:00 PM	0	0	0	0	0	0	0	0	0	0	0	0	0	0	0	0	0	0	0	0	0	0	0	0	0	0			
3:15 PM	0	0	0	0	0	0	0	0	0	0	0	0	0	0	1	0	0	0	0	1	0	0	0	0	0	1			
3:30 PM	0	0	0	0	0	0	0	0	0	0	0	0	0	0	0	0	0	0	0	0	0	0	0	0	0	0			
3:45 PM	0	0	0	0	0	0	0	0	0	0	0	0	0	0	0	0	0	0	0	0	0	0	0	0	0	0			
Total	0	0	0	0	0	0	0	0	0	0	0	0	0	0	1	0	0	0	0	1	0	0	0	0	0	1			
4:00 PM	0	1	0	0	0	0	1	0	0	0	0	0	0	0	0	0	0	0	0	0	0	0	0	0	0	1			
4:15 PM	0	0	0	0	0	0	0	0	0	0	0	0	0	0	1	0	0	0	0	1	0	0	0	0	0	1			
4:30 PM	0	0	0	0	0	0	0	0	0	0	0	0	0	0	0	0	0	0	0	0	0	0	0	0	0	0			
4:45 PM	0	0	0	0	0	0	0	0	0	0	0	0	0	0	0	0	0	0	0	0	0	0	0	0	0	0			
Total	0	1	0	0	0	0	1	0	0	0	0	0	0	0	1	0	0	0	0	1	0	0	0	0	0	2			
5:00 PM	0	0	0	0	0	0	0	0	0	0	0	0	0	0	0	0	0	0	0	0	0	0	0	0	0	0			
5:15 PM	0	0	0	0	0	0	0	0	0	0	0	0	0	0	0	0	0	0	0	0	0	0	0	0	0	0			
5:30 PM	0	0	0	0	0	0	0	0	0	0	0	0	0	0	0	0	0	0	0	0	0	0	0	0	0	0			
5:45 PM	0	0	0	0	0	0	0	0	0	0	0	0	0	0	0	0	0	0	0	0	0	0	0	0	0	0			
Total	0	0	0	0	0	0	0	0	0	0	0	0	0	0	0	0	0	0	0	0	0	0	0	0	0	0			
6:00 PM	0	0	0	0	0	0	0	0	0	0	0	0	0	0	0	0	0	0	0	0	0	0	0	0	0	0			
6:15 PM	0	0	0	0	0	0	0	0	0	0	0	0	0	0	0	0	0	0	0	0	0	0	0	0	0	0			

PDI File #: 229078 H  
 Location: N: Centre Street S: Centre Street  
 Location: E: Saint Theresa Avenue W: Lorette Street  
 City, State: West Roxbury, MA  
 Client: Toole/T. Dennerlein  
 Site Code: 6131 Task 2  
 Count Date: Thursday, January 12, 2023  
 Start Time: 7:00 AM  
 End Time: 7:00 PM  
 Class:



**Bicycles (on Roadway and Crosswalks)**

	Centre Street								Saint Theresa Avenue								Centre Street								Lorette Street								Total
	from North								from East								from South								from West								
	Right	Thru	Left	U-Turn	CW-EB	CW-WB	Total		Right	Thru	Left	U-Turn	CW-SB	CW-NB	Total		Right	Thru	Left	U-Turn	CW-WB	CW-EB	Total		Right	Thru	Left	U-Turn	CW-NB	CW-SB	Total		
6:30 PM	0	0	0	0	0	0	0	0	0	0	0	0	0	0	0	0	0	0	0	0	0	0	0	0	0	0	0	0	0	0	0	0	0
6:45 PM	0	0	0	0	0	0	0	0	0	0	0	0	0	0	0	0	0	0	0	0	0	0	0	0	0	0	0	0	0	0	0	0	0
<b>Total</b>	0	0	0	0	0	0	0	0	0	0	0	0	0	0	0	0	0	0	0	0	0	0	0	0	0	0	0	0	0	0	0	0	0
<b>Grand Total</b>	0	3	0	0	0	0	1	4	0	0	0	0	0	1	2	3	0	2	0	0	0	0	0	2	0	0	0	0	0	1	2	3	12
<b>Approach %</b>	0.0	75.0	0.0	0.0	0.0	0.0	25.0		0.0	0.0	0.0	0.0	33.3	66.7		0.0	100.0	0.0	0.0	0.0	0.0	0.0		0.0	0.0	0.0	0.0	33.3	66.7				
<b>Total %</b>	0.0	25.0	0.0	0.0	0.0	8.3	33.3		0.0	0.0	0.0	0.0	8.3	16.7	25.0		0.0	16.7	0.0	0.0	0.0	0.0	16.7		0.0	0.0	0.0	0.0	8.3	16.7	25.0		
<b>Exiting Leg Total</b>	3								3								3								12								

**AM Peak Hour Analysis from 07:00 AM to 10:00 AM begins at:**

	Centre Street								Saint Theresa Avenue								Centre Street								Lorette Street								Total
	from North								from East								from South								from West								
	Right	Thru	Left	U-Turn	CW-EB	CW-WB	Total		Right	Thru	Left	U-Turn	CW-SB	CW-NB	Total		Right	Thru	Left	U-Turn	CW-WB	CW-EB	Total		Right	Thru	Left	U-Turn	CW-NB	CW-SB	Total		
9:15 AM	0	0	0	0	0	0	0	0	0	0	0	0	0	0	0	0	0	0	0	0	0	0	0	0	0	0	0	0	0	0	0	0	0
9:15 AM	0	0	0	0	0	0	0	0	0	0	0	0	0	1	1	0	0	0	0	0	0	0	0	0	0	0	0	0	0	0	0	1	
9:30 AM	0	0	0	0	0	0	0	0	0	0	0	0	0	0	0	0	0	0	0	0	0	0	0	0	0	0	0	0	0	0	0	0	0
9:45 AM	0	0	0	0	0	0	0	0	0	0	0	0	0	0	0	0	0	0	0	0	0	0	0	0	0	0	0	0	0	0	0	0	0
10:00 AM	0	0	0	0	0	1	1	0	0	0	0	0	0	0	0	0	0	0	0	0	0	0	0	0	0	0	0	0	1	1	2		
<b>Total Volume</b>	0	0	0	0	0	1	1	0	0	0	0	0	1	1	0	0	0	0	0	0	0	0	0	0	0	0	0	1	1	3			
<b>% Approach Total</b>	0.0	0.0	0.0	0.0	0.0	100.0		0.0	0.0	0.0	0.0	0.0	100.0	0.0		0.0	0.0	0.0	0.0	0.0	0.0	0.0		0.0	0.0	0.0	0.0	0.0	0.0	100.0			
<b>PHF</b>	0.000	0.000	0.000	0.000	0.000	0.250	0.250	0.000	0.000	0.000	0.000	0.000	0.250	0.250	0.000	0.000	0.000	0.000	0.000	0.000	0.000	0.000	0.000	0.000	0.000	0.000	0.000	0.250	0.250	0.375			
<b>Entering Leg</b>	0	0	0	0	0	1	1	0	0	0	0	0	1	1	0	0	0	0	0	0	0	0	0	0	0	0	0	1	1	3			
<b>Exiting Leg</b>	1								1								0								3								
<b>Total</b>	2								2								0								6								

**MidDay Peak Hour Analysis from 10:00 AM to 2:00 PM begins at:**

	Centre Street								Saint Theresa Avenue								Centre Street								Lorette Street								Total
	from North								from East								from South								from West								
	Right	Thru	Left	U-Turn	CW-EB	CW-WB	Total		Right	Thru	Left	U-Turn	CW-SB	CW-NB	Total		Right	Thru	Left	U-Turn	CW-WB	CW-EB	Total		Right	Thru	Left	U-Turn	CW-NB	CW-SB	Total		
10:00 AM	0	0	0	0	0	0	1	1	0	0	0	0	0	0	0	0	0	0	0	0	0	0	0	0	0	0	0	0	0	0	1	1	2
10:15 AM	0	0	0	0	0	0	0	0	0	0	0	0	0	0	0	0	0	0	0	0	0	0	0	0	0	0	0	0	0	0	0	0	0
10:30 AM	0	0	0	0	0	0	0	0	0	0	0	0	1	0	1	0	0	0	0	0	0	0	0	0	0	0	0	0	0	0	0	1	
10:45 AM	0	0	0	0	0	0	0	0	0	0	0	0	0	0	0	0	0	0	0	0	0	0	0	0	0	0	0	0	0	1	0	1	1
<b>Total Volume</b>	0	0	0	0	0	0	1	1	0	0	0	0	1	0	1	0	0	0	0	0	0	0	0	0	0	0	0	0	1	1	2	4	
<b>% Approach Total</b>	0.0	0.0	0.0	0.0	0.0	100.0		0.0	0.0	0.0	0.0	100.0	0.0		0.0	0.0	0.0	0.0	0.0	0.0	0.0	0.0	0.0	0.0	0.0	0.0	50.0	50.0					
<b>PHF</b>	0.000	0.000	0.000	0.000	0.000	0.250	0.250	0.000	0.000	0.000	0.000	0.250	0.000	0.250	0.000	0.000	0.000	0.000	0.000	0.000	0.000	0.000	0.000	0.000	0.000	0.000	0.250	0.250	0.500	0.500			
<b>Entering Leg</b>	0	0	0	0	0	1	1	0	0	0	0	1	0	1	0	0	0	0	0	0	0	0	0	0	0	0	1	1	2	4			
<b>Exiting Leg</b>	1								1								0								4								
<b>Total</b>	2								2								0								8								

**PM Peak Hour Analysis from 2:00 PM to 07:00 PM begins at:**

	Centre Street								Saint Theresa Avenue								Centre Street								Lorette Street								Total
	from North								from East								from South								from West								
	Right	Thru	Left	U-Turn	CW-EB	CW-WB	Total		Right	Thru	Left	U-Turn	CW-SB	CW-NB	Total		Right	Thru	Left	U-Turn	CW-WB	CW-EB	Total		Right	Thru	Left	U-Turn	CW-NB	CW-SB	Total		
3:15 PM	0	0	0	0	0	0	0	0	0	0	0	0	0	0	0	0	0	1	0	0	0	0	0	1	0	0	0	0	0	0	0	0	1
3:30 PM	0	0	0	0	0	0	0	0	0	0	0	0	0	0	0	0	0	0	0	0	0	0	0	0	0	0	0	0	0	0	0	0	0
3:45 PM	0	0	0	0	0	0	0	0	0	0	0	0	0	0	0	0	0	0	0	0	0	0	0	0	0	0	0	0	0	0	0	0	0
4:00 PM	0	1	0	0	0	0	1	0	0	0	0	0	0	0	0	0	0	0	0	0	0	0	0	0	0	0	0	0	0	0	0	1	
<b>Total Volume</b>	0	1	0	0	0	0	1	0	0	0	0	0	0	0	0	0	1	0	0	0	0	0	1	0	0	0	0	0	0	0	0	2	
<b>% Approach Total</b>	0.0	100.0	0.0	0.0	0.0	0.0		0.0	0.0	0.0	0.0	0.0	0.0		0.0	100.0	0.0	0.0	0.0	0.0	0.0	0.0	0.0	0.0	0.0	0.0	0.0	0.0	0.0				
<b>PHF</b>	0.000	0.250	0.000	0.000	0.000	0.000	0.250	0.000	0.000	0.000	0.000	0.000	0.000	0.000	0.000	0.250	0.000	0.000	0.000	0.000	0.000	0.250	0.000	0.000	0.000	0.000	0.000	0.000	0.000	0.500			
<b>Entering Leg</b>	0	1	0	0	0	0	1	0	0	0	0	0	0	0	0	1	0	0	0	0	0	1	0	0	0	0	0	0	0	0	2		
<b>Exiting Leg</b>	1								0								1								2								
<b>Total</b>	2								0								2								4								



PDI File #: **229078 H**  
 Location: **N: Centre Street S: Centre Street**  
 Location: **E: Saint Theresa Avenue W: Lorette Street**  
 City, State: **West Roxbury, MA**  
 Client: **Toole/T. Dennerlein**  
 Site Code: **6131 Task 2**  
 Count Date: **Thursday, January 12, 2023**  
 Start Time: **7:00 AM**  
 End Time: **7:00 PM**  
 Class:



### Pedestrians

	Centre Street							Saint Theresa Avenue							Centre Street							Lorette Street							Total
	from North							from East							from South							from West							
	Right	Thru	Left	U-Turn	CW-EB	CW-WB	Total	Right	Thru	Left	U-Turn	CW-SB	CW-NB	Total	Right	Thru	Left	U-Turn	CW-WB	CW-EB	Total	Right	Thru	Left	U-Turn	CW-NB	CW-SB	Total	
7:00 AM	0	0	0	0	1	0	1	0	0	0	0	2	0	2	0	0	0	0	0	0	0	0	0	0	2	3	5	8	
7:15 AM	0	0	0	0	2	1	3	0	0	0	0	2	1	3	0	0	0	0	0	0	0	0	0	1	1	2	8		
7:30 AM	0	0	0	0	0	0	0	0	0	0	0	2	2	2	0	0	0	0	0	0	0	0	0	2	1	3	5		
7:45 AM	0	0	0	0	2	0	2	0	0	0	0	0	2	2	0	0	0	0	0	0	0	0	0	1	4	5	9		
Total	0	0	0	0	5	1	6	0	0	0	0	4	5	9	0	0	0	0	0	0	0	0	0	6	9	15	30		
8:00 AM	0	0	0	0	0	4	4	0	0	0	0	1	3	4	0	0	0	0	0	0	0	0	0	3	1	4	12		
8:15 AM	0	0	0	0	2	0	2	0	0	0	0	2	1	3	0	0	0	0	1	0	0	1	0	0	0	2	1	3	9
8:30 AM	0	0	0	0	0	0	0	0	0	0	0	0	0	0	0	0	0	0	0	0	0	0	0	0	2	2	4	4	
8:45 AM	0	0	0	0	0	0	0	0	0	0	1	1	2	2	0	0	0	0	0	1	1	1	0	0	0	1	2	3	6
Total	0	0	0	0	2	4	6	0	0	0	0	4	5	9	0	0	0	0	1	1	2	0	0	0	0	8	6	14	31
9:00 AM	0	0	0	0	0	1	1	0	0	0	0	0	0	0	0	0	0	0	0	0	0	0	0	2	4	6	7		
9:15 AM	0	0	0	0	0	0	0	0	0	0	0	1	1	1	0	0	0	0	0	0	0	0	0	0	3	3	4	4	
9:30 AM	0	0	0	0	0	0	0	0	0	0	1	3	4	4	0	0	0	0	0	0	0	0	0	0	3	2	5	9	
9:45 AM	0	0	0	0	0	0	0	0	0	0	0	5	5	5	0	0	0	0	0	0	0	0	0	0	0	2	2	7	7
Total	0	0	0	0	0	1	1	0	0	0	0	1	9	10	0	0	0	0	0	0	0	0	0	5	11	16	27	27	
10:00 AM	0	0	0	0	2	1	3	0	0	0	0	2	0	2	0	0	0	0	0	0	0	0	0	2	1	3	8	8	
10:15 AM	0	0	0	0	0	0	0	0	0	0	3	1	4	4	0	0	0	0	0	0	0	0	0	1	3	4	8	8	
10:30 AM	0	0	0	0	0	0	0	0	0	0	0	0	0	0	0	0	0	0	0	0	0	0	0	2	2	4	4	4	
10:45 AM	0	0	0	0	1	0	1	0	0	0	2	0	2	2	0	0	0	0	0	0	0	0	0	3	2	5	8	8	
Total	0	0	0	0	3	1	4	0	0	0	0	7	1	8	0	0	0	0	0	0	0	0	0	8	8	16	28	28	
11:00 AM	0	0	0	0	0	0	0	0	0	0	1	1	2	2	0	0	0	0	0	0	0	0	0	2	0	2	4	4	
11:15 AM	0	0	0	0	0	0	0	0	0	0	0	0	0	0	0	0	0	0	0	0	0	0	0	2	1	3	3	3	
11:30 AM	0	0	0	0	0	0	0	0	0	0	2	0	2	2	0	0	0	0	0	0	0	0	0	0	2	2	4	4	
11:45 AM	0	0	0	0	0	0	0	0	0	0	0	2	2	2	0	0	0	0	0	0	0	0	0	1	3	4	6	6	
Total	0	0	0	0	0	0	0	0	0	0	3	3	6	6	0	0	0	0	0	0	0	0	5	6	11	17	17		
12:00 PM	0	0	0	0	0	0	0	0	0	0	0	0	0	0	0	0	0	0	0	0	0	0	0	0	0	0	0	0	0
12:15 PM	0	0	0	0	0	0	0	0	0	0	2	4	6	6	0	0	0	0	0	0	0	0	0	1	3	4	10	10	
12:30 PM	0	0	0	0	0	0	0	0	0	0	0	0	0	0	0	0	0	0	0	0	0	0	0	4	4	4	4	4	
12:45 PM	0	0	0	0	0	0	0	0	0	0	0	0	0	0	0	0	0	0	0	0	0	0	0	0	0	0	0	0	0
Total	0	0	0	0	0	0	0	0	0	0	2	4	6	6	0	0	0	0	0	0	0	0	1	7	8	14	14	14	
1:00 PM	0	0	0	0	0	0	0	0	0	0	2	0	2	2	0	0	0	0	1	1	2	0	0	0	2	3	5	9	9
1:15 PM	0	0	0	0	0	0	0	0	0	0	1	2	3	3	0	0	0	0	0	0	0	0	0	1	1	2	5	5	
1:30 PM	0	0	0	0	0	0	0	0	0	0	2	0	2	2	0	0	0	0	0	0	0	0	0	1	3	4	6	6	
1:45 PM	0	0	0	0	0	0	0	0	0	0	2	2	4	4	0	0	0	0	1	0	1	0	0	0	0	0	0	5	5
Total	0	0	0	0	0	0	0	0	0	0	7	4	11	11	0	0	0	0	2	1	3	0	0	0	4	7	11	25	25
2:00 PM	0	0	0	0	2	1	3	0	0	0	0	0	0	0	0	0	0	0	0	0	0	0	1	0	1	4	4	4	
2:15 PM	0	0	0	0	3	0	3	0	0	0	2	1	3	3	0	0	0	0	0	0	0	0	0	1	2	3	9	9	
2:30 PM	0	0	0	0	0	10	10	0	0	0	9	1	10	10	0	0	0	0	2	2	2	0	0	0	2	6	8	30	30
2:45 PM	0	0	0	0	1	0	1	0	0	0	0	0	0	0	0	0	0	1	0	1	1	0	0	0	2	2	4	6	6
Total	0	0	0	0	6	11	17	0	0	0	0	11	2	13	0	0	0	0	1	2	3	0	0	0	6	10	16	49	49
3:00 PM	0	0	0	0	0	0	0	0	0	0	0	2	2	2	0	0	0	0	0	0	0	0	0	3	2	5	7	7	
3:15 PM	0	0	0	0	0	0	0	0	0	0	3	0	3	3	0	0	0	0	1	0	1	0	0	1	5	6	10	10	
3:30 PM	0	0	0	0	0	0	0	0	0	0	4	0	4	4	0	0	0	0	3	1	4	0	0	0	3	7	10	18	18
3:45 PM	0	0	0	0	0	0	0	0	0	0	0	3	3	3	0	0	0	0	0	0	0	0	0	4	2	6	9	9	
Total	0	0	0	0	0	0	0	0	0	0	7	5	12	12	0	0	0	0	4	1	5	0	0	0	11	16	27	44	44
4:00 PM	0	0	0	0	3	0	3	0	0	0	1	0	1	1	0	0	0	0	0	0	0	0	2	3	5	9	9	9	
4:15 PM	0	0	0	0	0	4	4	0	0	0	3	3	6	6	0	0	0	0	2	0	2	0	0	0	2	2	4	16	16
4:30 PM	0	0	0	0	2	4	6	0	0	0	2	2	4	4	0	0	0	0	2	2	2	0	0	0	3	7	10	22	22
4:45 PM	0	0	0	0	1	0	1	0	0	0	0	0	0	0	0	0	0	0	0	0	0	0	0	5	3	8	9	9	
Total	0	0	0	0	6	8	14	0	0	0	6	5	11	11	0	0	0	0	2	2	4	0	0	0	12	15	27	56	56
5:00 PM	0	0	0	0	0	0	0	0	0	0	2	6	8	8	0	0	0	0	0	0	0	0	3	2	5	13	13	13	
5:15 PM	0	0	0	0	2	0	2	0	0	0	1	4	5	5	0	0	0	0	0	0	0	0	1	0	1	8	8	8	
5:30 PM	0	0	0	0	0	0	0	0	0	0	6	0	6	6	0	0	0	0	1	0	1	0	0	0	6	6	13	13	
5:45 PM	0	0	0	0	1	0	1	0	0	0	0	0	0	0	0	0	0	0	0	0	0	0	3	3	6	7	7	7	
Total	0	0	0	0	3	0	3	0	0	0	9	10	19	19	0	0	0	0	1	0	1	0	0	7	11	18	41	41	
6:00 PM	0	0	0	0	0	0	0	0	0	0	0	0	0	0	0	0	0	1	1	2	0	0	0	1	2	3	5	5	
6:15 PM	0	0	0	0	0	0	0	0	0	0	1	2	3	3	0	0	0	0	0	0	0	0	0	1	6	7	10	10	

PDI File #: **229078 H**  
 Location: **N: Centre Street S: Centre Street**  
 Location: **E: Saint Theresa Avenue W: Lorette Street**  
 City, State: **West Roxbury, MA**  
 Client: **Toole/T. Dennerlein**  
 Site Code: **6131 Task 2**  
 Count Date: **Thursday, January 12, 2023**  
 Start Time: **7:00 AM**  
 End Time: **7:00 PM**  
 Class:



**Pedestrians**

	Centre Street							Saint Theresa Avenue							Centre Street							Lorette Street							Total	
	from North							from East							from South							from West								
	Right	Thru	Left	U-Turn	CW-EB	CW-WB	Total	Right	Thru	Left	U-Turn	CW-SB	CW-NB	Total	Right	Thru	Left	U-Turn	CW-WB	CW-EB	Total	Right	Thru	Left	U-Turn	CW-NB	CW-SB	Total		
6:30 PM	0	0	0	0	0	0	0	0	0	0	0	0	1	1	0	0	0	0	0	0	1	1	0	0	0	0	3	2	5	7
6:45 PM	0	0	0	0	0	0	0	0	0	0	0	0	1	1	0	0	0	0	0	0	0	0	0	0	0	1	0	1	2	
<b>Total</b>	<b>0</b>	<b>0</b>	<b>0</b>	<b>0</b>	<b>0</b>	<b>0</b>	<b>0</b>	<b>0</b>	<b>0</b>	<b>0</b>	<b>0</b>	<b>1</b>	<b>4</b>	<b>5</b>	<b>0</b>	<b>0</b>	<b>0</b>	<b>0</b>	<b>1</b>	<b>2</b>	<b>3</b>	<b>0</b>	<b>0</b>	<b>0</b>	<b>0</b>	<b>6</b>	<b>10</b>	<b>16</b>	<b>24</b>	
Grand Total	0	0	0	0	25	26	51	0	0	0	0	62	57	119	0	0	0	0	12	9	21	0	0	0	0	79	116	195	386	
Approach %	0	0	0	0	49	51		0	0	0	0	52.1	47.9		0	0	0	0	57.1	42.9		0	0	0	0	40.5	59.5			
Total %	0	0	0	0	6.48	6.74	13.2	0	0	0	0	16.1	14.8	30.8	0	0	0	0	3.11	2.33	5.44	0	0	0	0	20.5	30.1	50.5		
Exiting Leg Total	51							119							21							195							386	

AM Peak Hour Analysis from 07:00 AM to 10:00 AM begins at:

	Centre Street							Saint Theresa Avenue							Centre Street							Lorette Street							Total
	from North							from East							from South							from West							
	Right	Thru	Left	U-Turn	CW-EB	CW-WB	Total	Right	Thru	Left	U-Turn	CW-SB	CW-NB	Total	Right	Thru	Left	U-Turn	CW-WB	CW-EB	Total	Right	Thru	Left	U-Turn	CW-NB	CW-SB	Total	
7:30 AM	0	0	0	0	0	0	0	0	0	0	0	2	2	0	0	0	0	0	0	0	0	0	0	0	2	1	3	5	
7:45 AM	0	0	0	0	2	0	2	0	0	0	0	0	2	2	0	0	0	0	0	0	0	0	0	0	1	4	5	9	
8:00 AM	0	0	0	0	0	4	4	0	0	0	0	1	3	4	0	0	0	0	0	0	0	0	0	0	3	1	4	12	
8:15 AM	0	0	0	0	2	0	2	0	0	0	0	2	1	3	0	0	0	0	1	0	1	0	0	0	2	1	3	9	
Total Volume	0	0	0	0	4	4	8	0	0	0	0	3	8	11	0	0	0	0	1	0	1	0	0	0	8	7	15	35	
% Approach Total	0.0	0.0	0.0	0.0	50.0	50.0		0.0	0.0	0.0	0.0	27.3	72.7		0.0	0.0	0.0	0.0	100.0	0.0		0.0	0.0	0.0	0.0	53.3	46.7		
PHF	0.000	0.000	0.000	0.000	0.500	0.250	0.500	0.000	0.000	0.000	0.000	0.375	0.667	0.688	0.000	0.000	0.000	0.000	0.250	0.000	0.250	0.000	0.000	0.000	0.000	0.667	0.438	0.750	0.729
Entering Leg	0	0	0	0	4	4	8	0	0	0	0	3	8	11	0	0	0	0	1	0	1	0	0	0	8	7	15	35	
Exiting Leg	8							11							1							15							35
<b>Total</b>	<b>16</b>							<b>22</b>							<b>2</b>							<b>30</b>							<b>70</b>

MidDay Peak Hour Analysis from 10:00 AM to 2:00 PM begins at:

	Centre Street							Saint Theresa Avenue							Centre Street							Lorette Street							Total
	from North							from East							from South							from West							
	Right	Thru	Left	U-Turn	CW-EB	CW-WB	Total	Right	Thru	Left	U-Turn	CW-SB	CW-NB	Total	Right	Thru	Left	U-Turn	CW-WB	CW-EB	Total	Right	Thru	Left	U-Turn	CW-NB	CW-SB	Total	
1:45 PM	0	0	0	0	0	0	0	0	0	0	0	2	2	4	0	0	0	0	1	0	1	0	0	0	0	0	0	0	5
2:00 PM	0	0	0	0	2	1	3	0	0	0	0	0	0	0	0	0	0	0	0	0	0	0	0	1	0	1	4	4	
2:15 PM	0	0	0	0	3	0	3	0	0	0	0	2	1	3	0	0	0	0	0	0	0	0	0	1	2	3	9	9	
2:30 PM	0	0	0	0	0	10	10	0	0	0	0	9	1	10	0	0	0	0	0	2	2	0	0	0	2	6	8	30	
Total Volume	0	0	0	0	5	11	16	0	0	0	0	13	4	17	0	0	0	0	1	2	3	0	0	0	4	8	12	48	
% Approach Total	0.0	0.0	0.0	0.0	31.3	68.8		0.0	0.0	0.0	0.0	76.5	23.5		0.0	0.0	0.0	0.0	33.3	66.7		0.0	0.0	0.0	0.0	33.3	66.7		
PHF	0.000	0.000	0.000	0.000	0.417	0.275	0.400	0.000	0.000	0.000	0.000	0.361	0.500	0.425	0.000	0.000	0.000	0.000	0.250	0.250	0.375	0.000	0.000	0.000	0.000	0.500	0.333	0.375	0.400
Entering Leg	0	0	0	0	5	11	16	0	0	0	0	13	4	17	0	0	0	0	1	2	3	0	0	0	0	4	8	12	48
Exiting Leg	16							17							3							12							48
<b>Total</b>	<b>32</b>							<b>34</b>							<b>6</b>							<b>24</b>							<b>96</b>

PM Peak Hour Analysis from 2:00 PM to 07:00 PM begins at:

	Centre Street							Saint Theresa Avenue							Centre Street							Lorette Street							Total
	from North							from East							from South							from West							
	Right	Thru	Left	U-Turn	CW-EB	CW-WB	Total	Right	Thru	Left	U-Turn	CW-SB	CW-NB	Total	Right	Thru	Left	U-Turn	CW-WB	CW-EB	Total	Right	Thru	Left	U-Turn	CW-NB	CW-SB	Total	
4:15 PM	0	0	0	0	0	4	4	0	0	0	0	3	3	6	0	0	0	0	2	0	2	0	0	0	2	2	4	16	
4:30 PM	0	0	0	0	2	4	6	0	0	0	0	2	2	4	0	0	0	0	0	2	2	0	0	0	3	7	10	22	
4:45 PM	0	0	0	0	1	0	1	0	0	0	0	0	0	0	0	0	0	0	0	0	0	0	0	5	3	8	9	9	
5:00 PM	0	0	0	0	0	0	0	0	0	0	0	2	6	8	0	0	0	0	0	0	0	0	0	3	2	5	13	13	
Total Volume	0	0	0	0	3	8	11	0	0	0	0	7	11	18	0	0	0	0	2	2	4	0	0	0	13	14	27	60	
% Approach Total	0.0	0.0	0.0	0.0	27.3	72.7		0.0	0.0	0.0	0.0	38.9	61.1		0.0	0.0	0.0	0.0	50.0	50.0		0.0	0.0	0.0	0.0	48.1	51.9		
PHF	0.000	0.000	0.000	0.000	0.375	0.500	0.458	0.000	0.000	0.000	0.000	0.583	0.458	0.563	0.000	0.000	0.000	0.000	0.250	0.250	0.500	0.000	0.000	0.000	0.000	0.650	0.500	0.675	0.682
Entering Leg	0	0	0	0	3	8	11	0	0	0	0	7	11	18	0	0	0	0	2	2	4	0	0	0	0	13	14	27	60
Exiting Leg	11							18							4							27							60
<b>Total</b>	<b>22</b>							<b>36</b>							<b>8</b>							<b>54</b>							<b>120</b>

PDI File #: **229078 I**  
 Location: **N: Centre Street S: Spring Street**  
 Location: **E: Centre Street W: Temple Street**  
 City, State: **West Roxbury, MA**  
 Client: **Toole/T. Dennerlein**  
 Site Code: **6131 Task 2**  
 Count Date: **Thursday, January 12, 2023**  
 Start Time: **7:00 AM**  
 End Time: **7:00 PM**  
 Class:



### Cars and Heavy Vehicles (Combined)

	Centre Street					Centre Street					Spring Street					Temple Street					Total
	from North					from East					from South					from West					
	Right	Thru	Left	U-Turn	Total	Right	Thru	Left	U-Turn	Total	Right	Thru	Left	U-Turn	Total	Right	Thru	Left	U-Turn	Total	
7:00 AM	1	84	10	0	95	67	5	5	0	77	3	77	3	0	83	6	3	1	0	10	265
7:15 AM	1	105	23	0	129	75	3	5	0	83	1	90	2	0	93	4	5	0	0	9	314
7:30 AM	3	153	20	0	176	72	3	4	0	79	8	76	1	1	86	12	2	6	0	20	361
7:45 AM	8	164	49	0	221	92	6	3	0	101	7	114	3	0	124	7	3	4	0	14	460
Total	13	506	102	0	621	306	17	17	0	340	19	357	9	1	386	29	13	11	0	53	1400
8:00 AM	3	143	48	0	194	67	3	14	0	84	6	133	4	0	143	6	6	2	0	14	435
8:15 AM	3	110	37	0	150	72	4	6	0	82	4	111	1	0	116	6	6	2	0	14	362
8:30 AM	2	107	34	0	143	38	6	2	0	46	6	78	5	0	89	6	4	3	0	13	291
8:45 AM	4	90	28	0	122	51	4	5	0	60	5	92	3	0	100	6	3	1	0	10	292
Total	12	450	147	0	609	228	17	27	0	272	21	414	13	0	448	24	19	8	0	51	1380
9:00 AM	4	86	31	0	121	55	3	7	0	65	7	95	4	0	106	5	3	2	0	10	302
9:15 AM	7	90	44	0	141	53	4	9	0	66	10	103	0	0	113	6	8	1	0	15	335
9:30 AM	4	97	38	0	139	56	4	6	0	66	4	83	4	0	91	3	6	4	0	13	309
9:45 AM	1	110	27	0	138	30	1	5	0	36	3	85	1	0	89	6	4	6	0	16	279
Total	16	383	140	0	539	194	12	27	0	233	24	366	9	0	399	20	21	13	0	54	1225
10:00 AM	2	102	32	0	136	34	3	8	0	45	8	67	3	1	79	6	4	5	0	15	275
10:15 AM	3	95	20	0	118	34	1	1	0	36	5	77	5	0	87	4	4	2	0	10	251
10:30 AM	4	95	21	2	122	32	3	4	0	39	7	71	3	0	81	5	3	2	0	10	252
10:45 AM	4	99	27	1	131	31	1	8	0	40	8	73	5	0	86	3	6	3	0	12	269
Total	13	391	100	3	507	131	8	21	0	160	28	288	16	1	333	18	17	12	0	47	1047
11:00 AM	4	107	24	0	135	30	3	6	0	39	5	86	4	0	95	7	5	2	0	14	283
11:15 AM	3	113	22	0	138	23	3	7	0	33	9	79	3	1	92	5	3	0	0	8	271
11:30 AM	1	103	36	0	140	27	2	6	0	35	6	102	4	0	112	5	2	5	0	12	299
11:45 AM	3	95	18	1	117	31	1	3	0	35	8	103	2	0	113	7	2	2	0	11	276
Total	11	418	100	1	530	111	9	22	0	142	28	370	13	1	412	24	12	9	0	45	1129
12:00 PM	5	99	28	0	132	31	3	6	0	40	11	83	3	1	98	4	6	2	0	12	282
12:15 PM	0	108	41	0	149	32	5	7	0	44	8	108	3	0	119	1	7	4	0	12	324
12:30 PM	6	94	34	0	134	49	1	6	0	56	6	88	3	0	97	1	3	5	0	9	296
12:45 PM	5	98	42	0	145	30	3	3	0	36	9	113	4	0	126	6	2	3	0	11	318
Total	16	399	145	0	560	142	12	22	0	176	34	392	13	1	440	12	18	14	0	44	1220
1:00 PM	4	122	31	0	157	26	4	9	0	39	1	100	3	0	104	4	1	2	0	7	307
1:15 PM	6	101	32	0	139	30	3	3	0	36	7	109	2	1	119	7	4	3	0	14	308
1:30 PM	2	97	30	0	129	45	4	4	0	53	4	118	2	0	124	8	4	4	0	16	322
1:45 PM	3	103	34	1	141	38	7	7	0	52	5	97	3	0	105	4	6	3	0	13	311
Total	15	423	127	1	566	139	18	23	0	180	17	424	10	1	452	23	15	12	0	50	1248
2:00 PM	6	91	43	2	142	47	2	2	0	51	2	112	5	0	119	4	0	1	0	5	317
2:15 PM	1	126	31	2	160	54	4	6	0	64	8	113	2	0	123	3	12	13	0	28	375
2:30 PM	10	130	67	0	207	35	5	4	0	44	8	110	3	0	121	13	6	3	0	22	394
2:45 PM	9	146	61	0	216	45	3	8	0	56	8	126	5	0	139	7	6	3	0	16	427
Total	26	493	202	4	725	181	14	20	0	215	26	461	15	0	502	27	24	20	0	71	1513
3:00 PM	4	125	59	0	188	44	5	7	0	56	7	123	4	0	134	5	8	4	0	17	395
3:15 PM	9	138	53	0	200	47	6	11	0	64	10	123	7	0	140	6	11	7	0	24	428
3:30 PM	6	152	73	0	231	38	2	10	0	50	13	123	7	0	143	9	14	6	0	29	453
3:45 PM	5	133	68	0	206	41	5	5	0	51	6	121	3	0	130	13	13	3	0	29	416
Total	24	548	253	0	825	170	18	33	0	221	36	490	21	0	547	33	46	20	0	99	1692
4:00 PM	9	139	82	0	230	44	4	4	0	52	6	154	4	0	164	10	12	5	0	27	473
4:15 PM	8	138	76	0	222	55	7	7	0	69	6	135	4	0	145	8	14	2	0	24	460
4:30 PM	6	135	68	1	210	37	2	8	0	47	11	110	5	0	126	10	18	3	0	31	414
4:45 PM	7	126	76	1	210	42	7	12	0	61	12	118	3	0	133	9	12	1	0	22	426
Total	30	538	302	2	872	178	20	31	0	229	35	517	16	0	568	37	56	11	0	104	1773
5:00 PM	3	150	83	0	236	38	3	14	0	55	9	161	5	0	175	6	8	2	0	16	482
5:15 PM	8	132	87	2	229	43	2	6	0	51	9	124	4	0	137	12	16	5	0	33	450
5:30 PM	7	128	71	0	206	51	3	8	0	62	16	105	6	0	127	11	20	3	0	34	429
5:45 PM	6	111	62	0	179	41	2	13	0	56	13	123	5	0	141	4	7	4	0	15	391
Total	24	521	303	2	850	173	10	41	0	224	47	513	20	0	580	33	51	14	0	98	1752
6:00 PM	5	98	61	0	164	60	6	13	0	79	9	112	4	0	125	6	6	2	0	14	382
6:15 PM	4	98	59	0	161	46	6	5	0	57	4	86	1	0	91	5	7	4	0	16	325

PDI File #: **229078 I**  
Location: **N: Centre Street S: Spring Street**  
Location: **E: Centre Street W: Temple Street**  
City, State: **West Roxbury, MA**  
Client: **Toole/T. Dennerlein**  
Site Code: **6131 Task 2**  
Count Date: **Thursday, January 12, 2023**  
Start Time: **7:00 AM**  
End Time: **7:00 PM**  
Class:



### Cars and Heavy Vehicles (Combined)

	Centre Street					Centre Street					Spring Street					Temple Street					Total
	from North					from East					from South					from West					
	Right	Thru	Left	U-Turn	Total	Right	Thru	Left	U-Turn	Total	Right	Thru	Left	U-Turn	Total	Right	Thru	Left	U-Turn	Total	
6:30 PM	12	82	42	0	136	29	2	7	0	38	11	99	2	0	112	2	5	3	0	10	296
6:45 PM	5	79	42	0	126	36	4	5	0	45	7	97	5	0	109	3	5	4	0	12	292
Total	26	357	204	0	587	171	18	30	0	219	31	394	12	0	437	16	23	13	0	52	1295
Grand Total	226	5427	2125	13	7791	2124	173	314	0	2611	346	4986	167	5	5504	296	315	157	0	768	16674
Approach %	2.9	69.7	27.3	0.2		81.3	6.6	12.0	0.0		6.3	90.6	3.0	0.1		38.5	41.0	20.4	0.0		
Total %	1.4	32.5	12.7	0.1	46.7	12.7	1.0	1.9	0.0	15.7	2.1	29.9	1.0	0.0	33.0	1.8	1.9	0.9	0.0	4.6	
Exiting Leg Total	7280					2786					6042					566					16674
Cars	221	5253	2013	13	7500	2014	170	282	0	2466	311	4839	166	5	5321	295	312	152	0	759	16046
% Cars	97.8	96.8	94.7	100.0	96.3	94.8	98.3	89.8	0.0	94.4	89.9	97.1	99.4	100.0	96.7	99.7	99.0	96.8	0.0	98.8	96.2
Exiting Leg Total	7018					2636					5835					557					16046
Heavy Vehicles	5	174	112	0	291	110	3	32	0	145	35	147	1	0	183	1	3	5	0	9	628
% Heavy Vehicles	2.2	3.2	5.3	0.0	3.7	5.2	1.7	10.2	0.0	5.6	10.1	2.9	0.6	0.0	3.3	0.3	1.0	3.2	0.0	1.2	3.8
Exiting Leg Total	262					150					207					9					628

#### AM Peak Hour Analysis from 07:00 AM to 10:00 AM begins at:

	Centre Street					Centre Street					Spring Street					Temple Street					Total
	from North					from East					from South					from West					
	Right	Thru	Left	U-Turn	Total	Right	Thru	Left	U-Turn	Total	Right	Thru	Left	U-Turn	Total	Right	Thru	Left	U-Turn	Total	
7:30 AM	3	153	20	0	176	72	3	4	0	79	8	76	1	1	86	12	2	6	0	20	361
7:45 AM	8	164	49	0	221	92	6	3	0	101	7	114	3	0	124	7	3	4	0	14	460
8:00 AM	3	143	48	0	194	67	3	14	0	84	6	133	4	0	143	6	6	2	0	14	435
8:15 AM	3	110	37	0	150	72	4	6	0	82	4	111	1	0	116	6	6	2	0	14	362
Total Volume	17	570	154	0	741	303	16	27	0	346	25	434	9	1	469	31	17	14	0	62	1618
% Approach Total	2.3	76.9	20.8	0.0		87.6	4.6	7.8	0.0		5.3	92.5	1.9	0.2		50.0	27.4	22.6	0.0		
PHF	0.531	0.869	0.786	0.000	0.838	0.823	0.667	0.482	0.000	0.856	0.781	0.816	0.563	0.250	0.820	0.646	0.708	0.583	0.000	0.775	0.879
Cars	17	551	145	0	713	284	16	26	0	326	23	412	9	1	445	31	17	14	0	62	1546
Cars %	100.0	96.7	94.2	0.0	96.2	93.7	100.0	96.3	0.0	94.2	92.0	94.9	100.0	100.0	94.9	100.0	100.0	100.0	0.0	100.0	95.6
Heavy Vehicles	0	19	9	0	28	19	0	1	0	20	2	22	0	0	24	0	0	0	0	0	72
Heavy Vehicles %	0.0	3.3	5.8	0.0	3.8	6.3	0.0	3.7	0.0	5.8	8.0	5.1	0.0	0.0	5.1	0.0	0.0	0.0	0.0	0.0	4.4
Cars Enter Leg	17	551	145	0	713	284	16	26	0	326	23	412	9	1	445	31	17	14	0	62	1546
Heavy Enter Leg	0	19	9	0	28	19	0	1	0	20	2	22	0	0	24	0	0	0	0	0	72
Total Entering Leg	17	570	154	0	741	303	16	27	0	346	25	434	9	1	469	31	17	14	0	62	1618
Cars Exiting Leg	710					185					609					42					1546
Heavy Exiting Leg	41					11					20					0					72
Total Exiting Leg	751					196					629					42					1618

#### MidDay Peak Hour Analysis from 10:00 AM to 2:00 PM begins at:

	Centre Street					Centre Street					Spring Street					Temple Street					Total
	from North					from East					from South					from West					
	Right	Thru	Left	U-Turn	Total	Right	Thru	Left	U-Turn	Total	Right	Thru	Left	U-Turn	Total	Right	Thru	Left	U-Turn	Total	
1:45 PM	3	103	34	1	141	38	7	7	0	52	5	97	3	0	105	4	6	3	0	13	311
2:00 PM	6	91	43	2	142	47	2	2	0	51	2	112	5	0	119	4	0	1	0	5	317
2:15 PM	1	126	31	2	160	54	4	6	0	64	8	113	2	0	123	3	12	13	0	28	375
2:30 PM	10	130	67	0	207	35	5	4	0	44	8	110	3	0	121	13	6	3	0	22	394
Total Volume	20	450	175	5	650	174	18	19	0	211	23	432	13	0	468	24	24	20	0	68	1397
% Approach Total	3.1	69.2	26.9	0.8		82.5	8.5	9.0	0.0		4.9	92.3	2.8	0.0		35.3	35.3	29.4	0.0		
PHF	0.500	0.865	0.653	0.625	0.785	0.806	0.643	0.679	0.000	0.824	0.719	0.956	0.650	0.000	0.951	0.462	0.500	0.385	0.000	0.607	0.886
Cars	20	437	168	5	630	168	17	18	0	203	21	421	12	0	454	24	23	20	0	67	1354
Cars %	100.0	97.1	96.0	100.0	96.9	96.6	94.4	94.7	0.0	96.2	91.3	97.5	92.3	0.0	97.0	100.0	95.8	100.0	0.0	98.5	96.9
Heavy Vehicles	0	13	7	0	20	6	1	1	0	8	2	11	1	0	14	0	1	0	0	1	43
Heavy Vehicles %	0.0	2.9	4.0	0.0	3.1	3.4	5.6	5.3	0.0	3.8	8.7	2.5	7.7	0.0	3.0	0.0	4.2	0.0	0.0	1.5	3.1
Cars Enter Leg	20	437	168	5	630	168	17	18	0	203	21	421	12	0	454	24	23	20	0	67	1354
Heavy Enter Leg	0	13	7	0	20	6	1	1	0	8	2	11	1	0	14	0	1	0	0	1	43
Total Entering Leg	20	450	175	5	650	174	18	19	0	211	23	432	13	0	468	24	24	20	0	68	1397
Cars Exiting Leg	614					212					479					49					1354
Heavy Exiting Leg	17					10					14					2					43
Total Exiting Leg	631					222					493					51					1397

#### PM Peak Hour Analysis from 2:00 PM to 07:00 PM begins at:

PDI File #: **229078 I**  
 Location: **N: Centre Street S: Spring Street**  
 Location: **E: Centre Street W: Temple Street**  
 City, State: **West Roxbury, MA**  
 Client: **Toole/T. Dennerlein**  
 Site Code: **6131 Task 2**  
 Count Date: **Thursday, January 12, 2023**  
 Start Time: **7:00 AM**  
 End Time: **7:00 PM**  
 Class:



**Cars and Heavy Vehicles (Combined)**

	Centre Street					Centre Street					Spring Street					Temple Street					Total
	from North					from East					from South					from West					
	Right	Thru	Left	U-Turn	Total	Right	Thru	Left	U-Turn	Total	Right	Thru	Left	U-Turn	Total	Right	Thru	Left	U-Turn	Total	
3:30 PM	Centre Street from North					Centre Street from East					Spring Street from South					Temple Street from West					
3:30 PM	6	152	73	0	231	38	2	10	0	50	13	123	7	0	143	9	14	6	0	29	453
3:45 PM	5	133	68	0	206	41	5	5	0	51	6	121	3	0	130	13	13	3	0	29	416
4:00 PM	9	139	82	0	230	44	4	4	0	52	6	154	4	0	164	10	12	5	0	27	473
4:15 PM	8	138	76	0	222	55	7	7	0	69	6	135	4	0	145	8	14	2	0	24	460
Total Volume	28	562	299	0	889	178	18	26	0	222	31	533	18	0	582	40	53	16	0	109	1802
% Approach Total	3.1	63.2	33.6	0.0		80.2	8.1	11.7	0.0		5.3	91.6	3.1	0.0		36.7	48.6	14.7	0.0		
PHF	0.778	0.924	0.912	0.000	0.962	0.809	0.643	0.650	0.000	0.804	0.596	0.865	0.643	0.000	0.887	0.769	0.946	0.667	0.000	0.940	0.952
Cars	28	547	282	0	857	172	17	25	0	214	30	524	18	0	572	40	53	16	0	109	1752
Cars %	100.0	97.3	94.3	0.0	96.4	96.6	94.4	96.2	0.0	96.4	96.8	98.3	100.0	0.0	98.3	100.0	100.0	100.0	0.0	100.0	97.2
Heavy Vehicles	0	15	17	0	32	6	1	1	0	8	1	9	0	0	10	0	0	0	0	0	50
Heavy Vehicles %	0.0	2.7	5.7	0.0	3.6	3.4	5.6	3.8	0.0	3.6	3.2	1.7	0.0	0.0	1.7	0.0	0.0	0.0	0.0	0.0	2.8
Cars Enter Leg	28	547	282	0	857	172	17	25	0	214	30	524	18	0	572	40	53	16	0	109	1752
Heavy Enter Leg	0	15	17	0	32	6	1	1	0	8	1	9	0	0	10	0	0	0	0	0	50
Total Entering Leg	28	562	299	0	889	178	18	26	0	222	31	533	18	0	582	40	53	16	0	109	1802
Cars Exiting Leg					712					365					612					63	1752
Heavy Exiting Leg					15					18					16					1	50
Total Exiting Leg					727					383					628					64	1802

PDI File #: **229078 I**  
 Location: **N: Centre Street S: Spring Street**  
 Location: **E: Centre Street W: Temple Street**  
 City, State: **West Roxbury, MA**  
 Client: **Toole/T. Dennerlein**  
 Site Code: **6131 Task 2**  
 Count Date: **Thursday, January 12, 2023**  
 Start Time: **7:00 AM**  
 End Time: **7:00 PM**  
 Class:



**Cars**

	Centre Street					Centre Street					Spring Street					Temple Street					Total
	from North					from East					from South					from West					
	Right	Thru	Left	U-Turn	Total	Right	Thru	Left	U-Turn	Total	Right	Thru	Left	U-Turn	Total	Right	Thru	Left	U-Turn	Total	
7:00 AM	1	79	9	0	89	64	5	4	0	73	2	70	3	0	75	6	3	1	0	10	247
7:15 AM	1	101	22	0	124	69	3	5	0	77	1	84	2	0	87	4	5	0	0	9	297
7:30 AM	3	150	18	0	171	69	3	4	0	76	6	71	1	1	79	12	2	6	0	20	346
7:45 AM	8	157	46	0	211	84	6	3	0	93	7	106	3	0	116	7	3	4	0	14	434
Total	13	487	95	0	595	286	17	16	0	319	16	331	9	1	357	29	13	11	0	53	1324
8:00 AM	3	138	45	0	186	64	3	13	0	80	6	127	4	0	137	6	6	2	0	14	417
8:15 AM	3	106	36	0	145	67	4	6	0	77	4	108	1	0	113	6	6	2	0	14	349
8:30 AM	2	103	31	0	136	37	6	2	0	45	5	74	5	0	84	6	4	3	0	13	278
8:45 AM	4	84	26	0	114	43	4	4	0	51	4	86	3	0	93	6	3	1	0	10	268
Total	12	431	138	0	581	211	17	25	0	253	19	395	13	0	427	24	19	8	0	51	1312
9:00 AM	4	81	28	0	113	52	3	5	0	60	5	86	4	0	95	5	3	2	0	10	278
9:15 AM	6	87	40	0	133	48	4	7	0	59	8	92	0	0	100	6	8	0	0	14	306
9:30 AM	4	95	35	0	134	56	4	4	0	64	4	77	4	0	85	3	6	3	0	12	295
9:45 AM	1	106	23	0	130	26	0	4	0	30	1	81	1	0	83	6	4	6	0	16	259
Total	15	369	126	0	510	182	11	20	0	213	18	336	9	0	363	20	21	11	0	52	1138
10:00 AM	2	95	28	0	125	32	3	6	0	41	6	63	3	1	73	6	4	5	0	15	254
10:15 AM	3	88	18	0	109	31	1	1	0	33	5	76	5	0	86	4	4	2	0	10	238
10:30 AM	4	88	20	2	114	32	3	4	0	39	5	66	3	0	74	5	3	2	0	10	237
10:45 AM	3	98	25	1	127	28	1	5	0	34	8	73	5	0	86	3	6	3	0	12	259
Total	12	369	91	3	475	123	8	16	0	147	24	278	16	1	319	18	17	12	0	47	988
11:00 AM	4	104	20	0	128	28	3	6	0	37	5	86	4	0	95	7	5	2	0	14	274
11:15 AM	3	110	18	0	131	22	3	7	0	32	9	77	3	1	90	5	3	0	0	8	261
11:30 AM	0	101	35	0	136	24	2	6	0	32	4	101	4	0	109	5	2	5	0	12	289
11:45 AM	3	89	14	1	107	30	1	1	0	32	5	102	2	0	109	7	2	2	0	11	259
Total	10	404	87	1	502	104	9	20	0	133	23	366	13	1	403	24	12	9	0	45	1083
12:00 PM	5	95	28	0	128	30	3	6	0	39	10	81	3	1	95	4	6	1	0	11	273
12:15 PM	0	106	37	0	143	30	5	5	0	40	7	107	3	0	117	1	7	3	0	11	311
12:30 PM	6	91	33	0	130	45	1	3	0	49	6	86	3	0	95	1	3	5	0	9	283
12:45 PM	5	96	41	0	142	27	3	2	0	32	4	110	4	0	118	6	2	3	0	11	303
Total	16	388	139	0	543	132	12	16	0	160	27	384	13	1	425	12	18	12	0	42	1170
1:00 PM	3	118	28	0	149	24	4	7	0	35	1	99	3	0	103	4	1	2	0	7	294
1:15 PM	6	98	31	0	135	30	3	2	0	35	6	108	2	1	117	7	3	2	0	12	299
1:30 PM	1	92	29	0	122	43	4	4	0	51	4	115	2	0	121	8	4	4	0	16	310
1:45 PM	3	100	31	1	135	37	6	6	0	49	3	94	3	0	100	4	6	3	0	13	297
Total	13	408	119	1	541	134	17	19	0	170	14	416	10	1	441	23	14	11	0	48	1200
2:00 PM	6	90	41	2	139	46	2	2	0	50	2	111	5	0	118	4	0	1	0	5	312
2:15 PM	1	120	31	2	154	52	4	6	0	62	8	109	1	0	118	3	11	13	0	27	361
2:30 PM	10	127	65	0	202	33	5	4	0	42	8	107	3	0	118	13	6	3	0	22	384
2:45 PM	9	143	59	0	211	44	3	7	0	54	8	121	5	0	134	7	6	3	0	16	415
Total	26	480	196	4	706	175	14	19	0	208	26	448	14	0	488	27	23	20	0	70	1472
3:00 PM	4	122	58	0	184	42	5	7	0	54	6	121	4	0	131	4	7	4	0	15	384
3:15 PM	9	131	50	0	190	45	6	10	0	61	8	120	7	0	135	6	11	7	0	24	410
3:30 PM	6	149	69	0	224	37	1	9	0	47	12	120	7	0	139	9	14	6	0	29	439
3:45 PM	5	131	63	0	199	39	5	5	0	49	6	120	3	0	129	13	13	3	0	29	406
Total	24	533	240	0	797	163	17	31	0	211	32	481	21	0	534	32	45	20	0	97	1639
4:00 PM	9	131	76	0	216	44	4	4	0	52	6	152	4	0	162	10	12	5	0	27	457
4:15 PM	8	136	74	0	218	52	7	7	0	66	6	132	4	0	142	8	14	2	0	24	450
4:30 PM	6	132	63	1	202	34	2	8	0	44	10	110	5	0	125	10	18	3	0	31	402
4:45 PM	7	118	75	1	201	41	7	12	0	60	12	117	3	0	132	9	12	1	0	22	415
Total	30	517	288	2	837	171	20	31	0	222	34	511	16	0	561	37	56	11	0	104	1724
5:00 PM	3	149	78	0	230	36	3	14	0	53	9	158	5	0	172	6	8	2	0	16	471
5:15 PM	8	131	86	2	227	43	2	6	0	51	9	123	4	0	136	12	16	5	0	33	447
5:30 PM	7	125	70	0	202	49	3	7	0	59	16	103	6	0	125	11	20	3	0	34	420
5:45 PM	6	110	58	0	174	41	2	13	0	56	13	120	5	0	138	4	7	4	0	15	383
Total	24	515	292	2	833	169	10	40	0	219	47	504	20	0	571	33	51	14	0	98	1721
6:00 PM	5	97	61	0	163	57	6	12	0	75	9	111	4	0	124	6	6	2	0	14	376
6:15 PM	4	97	57	0	158	44	6	5	0	55	4	83	1	0	88	5	7	4	0	16	317

PDI File #: **229078 I**  
 Location: **N: Centre Street S: Spring Street**  
 Location: **E: Centre Street W: Temple Street**  
 City, State: **West Roxbury, MA**  
 Client: **Toole/T. Dennerlein**  
 Site Code: **6131 Task 2**  
 Count Date: **Thursday, January 12, 2023**  
 Start Time: **7:00 AM**  
 End Time: **7:00 PM**  
 Class:



**Cars**

	Centre Street					Centre Street					Spring Street					Temple Street					Total
	from North					from East					from South					from West					
	Right	Thru	Left	U-Turn	Total	Right	Thru	Left	U-Turn	Total	Right	Thru	Left	U-Turn	Total	Right	Thru	Left	U-Turn	Total	
6:30 PM	12	82	42	0	136	28	2	7	0	37	11	98	2	0	111	2	5	3	0	10	294
6:45 PM	5	76	42	0	123	35	4	5	0	44	7	97	5	0	109	3	5	4	0	12	288
<b>Total</b>	<b>26</b>	<b>352</b>	<b>202</b>	<b>0</b>	<b>580</b>	<b>164</b>	<b>18</b>	<b>29</b>	<b>0</b>	<b>211</b>	<b>31</b>	<b>389</b>	<b>12</b>	<b>0</b>	<b>432</b>	<b>16</b>	<b>23</b>	<b>13</b>	<b>0</b>	<b>52</b>	<b>1275</b>
<b>Grand Total</b>	<b>221</b>	<b>5253</b>	<b>2013</b>	<b>13</b>	<b>7500</b>	<b>2014</b>	<b>170</b>	<b>282</b>	<b>0</b>	<b>2466</b>	<b>311</b>	<b>4839</b>	<b>166</b>	<b>5</b>	<b>5321</b>	<b>295</b>	<b>312</b>	<b>152</b>	<b>0</b>	<b>759</b>	<b>16046</b>
Approach %	2.9	70.0	26.8	0.2		81.7	6.9	11.4	0.0		5.8	90.9	3.1	0.1		38.9	41.1	20.0	0.0		
Total %	1.4	32.7	12.5	0.1	46.7	12.6	1.1	1.8	0.0	15.4	1.9	30.2	1.0	0.0	33.2	1.8	1.9	0.9	0.0	4.7	
Exiting Leg Total	7018					2636					5835					557					16046

AM Peak Hour Analysis from 07:00 AM to 10:00 AM begins at:

	Centre Street					Centre Street					Spring Street					Temple Street					Total
	from North					from East					from South					from West					
	Right	Thru	Left	U-Turn	Total	Right	Thru	Left	U-Turn	Total	Right	Thru	Left	U-Turn	Total	Right	Thru	Left	U-Turn	Total	
7:30 AM	3	150	18	0	171	69	3	4	0	76	6	71	1	1	79	12	2	6	0	20	346
7:45 AM	8	157	46	0	211	84	6	3	0	93	7	106	3	0	116	7	3	4	0	14	434
8:00 AM	3	138	45	0	186	64	3	13	0	80	6	127	4	0	137	6	6	2	0	14	417
8:15 AM	3	106	36	0	145	67	4	6	0	77	4	108	1	0	113	6	6	2	0	14	349
Total Volume	17	551	145	0	713	284	16	26	0	326	23	412	9	1	445	31	17	14	0	62	1546
% Approach Total	2.4	77.3	20.3	0.0		87.1	4.9	8.0	0.0		5.2	92.6	2.0	0.2		50.0	27.4	22.6	0.0		
PHF	0.531	0.877	0.788	0.000	0.845	0.845	0.667	0.500	0.000	0.876	0.821	0.811	0.563	0.250	0.812	0.646	0.708	0.583	0.000	0.775	0.891
Entering Leg	17	551	145	0	713	284	16	26	0	326	23	412	9	1	445	31	17	14	0	62	1546
Exiting Leg	710					185					609					42					1546
<b>Total</b>	<b>1423</b>					<b>511</b>					<b>1054</b>					<b>104</b>					<b>3092</b>

MidDay Peak Hour Analysis from 10:00 AM to 2:00 PM begins at:

	Centre Street					Centre Street					Spring Street					Temple Street					Total
	from North					from East					from South					from West					
	Right	Thru	Left	U-Turn	Total	Right	Thru	Left	U-Turn	Total	Right	Thru	Left	U-Turn	Total	Right	Thru	Left	U-Turn	Total	
1:45 PM	3	100	31	1	135	37	6	6	0	49	3	94	3	0	100	4	6	3	0	13	297
2:00 PM	6	90	41	2	139	46	2	2	0	50	2	111	5	0	118	4	0	1	0	5	312
2:15 PM	1	120	31	2	154	52	4	6	0	62	8	109	1	0	118	3	11	13	0	27	361
2:30 PM	10	127	65	0	202	33	5	4	0	42	8	107	3	0	118	13	6	3	0	22	384
Total Volume	20	437	168	5	630	168	17	18	0	203	21	421	12	0	454	24	23	20	0	67	1354
% Approach Total	3.2	69.4	26.7	0.8		82.8	8.4	8.9	0.0		4.6	92.7	2.6	0.0		35.8	34.3	29.9	0.0		
PHF	0.500	0.860	0.646	0.625	0.780	0.808	0.708	0.750	0.000	0.819	0.656	0.948	0.600	0.000	0.962	0.462	0.523	0.385	0.000	0.620	0.882
Entering Leg	20	437	168	5	630	168	17	18	0	203	21	421	12	0	454	24	23	20	0	67	1354
Exiting Leg	614					212					479					49					1354
<b>Total</b>	<b>1244</b>					<b>415</b>					<b>933</b>					<b>116</b>					<b>2708</b>

PM Peak Hour Analysis from 2:00 PM to 07:00 PM begins at:

	Centre Street					Centre Street					Spring Street					Temple Street					Total
	from North					from East					from South					from West					
	Right	Thru	Left	U-Turn	Total	Right	Thru	Left	U-Turn	Total	Right	Thru	Left	U-Turn	Total	Right	Thru	Left	U-Turn	Total	
4:45 PM	7	118	75	1	201	41	7	12	0	60	12	117	3	0	132	9	12	1	0	22	415
5:00 PM	3	149	78	0	230	36	3	14	0	53	9	158	5	0	172	6	8	2	0	16	471
5:15 PM	8	131	86	2	227	43	2	6	0	51	9	123	4	0	136	12	16	5	0	33	447
5:30 PM	7	125	70	0	202	49	3	7	0	59	16	103	6	0	125	11	20	3	0	34	420
Total Volume	25	523	309	3	860	169	15	39	0	223	46	501	18	0	565	38	56	11	0	105	1753
% Approach Total	2.9	60.8	35.9	0.3		75.8	6.7	17.5	0.0		8.1	88.7	3.2	0.0		36.2	53.3	10.5	0.0		
PHF	0.781	0.878	0.898	0.375	0.935	0.862	0.536	0.696	0.000	0.929	0.719	0.793	0.750	0.000	0.821	0.792	0.700	0.550	0.000	0.772	0.930
Entering Leg	25	523	309	3	860	169	15	39	0	223	46	501	18	0	565	38	56	11	0	105	1753
Exiting Leg	684					411					600					58					1753
<b>Total</b>	<b>1544</b>					<b>634</b>					<b>1165</b>					<b>163</b>					<b>3506</b>

PDI File #: 229078 I  
 Location: N: Centre Street S: Spring Street  
 Location: E: Centre Street W: Temple Street  
 City, State: West Roxbury, MA  
 Client: Toole/T. Dennerlein  
 Site Code: 6131 Task 2  
 Count Date: Thursday, January 12, 2023  
 Start Time: 7:00 AM  
 End Time: 7:00 PM  
 Class: Heavy Vehicles-Combined (Buses, Single-Unit Trucks, Articulated Trucks)



	Centre Street					Centre Street					Spring Street					Temple Street					Total
	from North					from East					from South					from West					
	Right	Thru	Left	U-Turn	Total	Right	Thru	Left	U-Turn	Total	Right	Thru	Left	U-Turn	Total	Right	Thru	Left	U-Turn	Total	
7:00 AM	0	5	1	0	6	3	0	1	0	4	1	7	0	0	8	0	0	0	0	0	18
7:15 AM	0	4	1	0	5	6	0	0	0	6	0	6	0	0	6	0	0	0	0	0	17
7:30 AM	0	3	2	0	5	3	0	0	0	3	2	5	0	0	7	0	0	0	0	0	15
7:45 AM	0	7	3	0	10	8	0	0	0	8	0	8	0	0	8	0	0	0	0	0	26
Total	0	19	7	0	26	20	0	1	0	21	3	26	0	0	29	0	0	0	0	0	76
8:00 AM	0	5	3	0	8	3	0	1	0	4	0	6	0	0	6	0	0	0	0	0	18
8:15 AM	0	4	1	0	5	5	0	0	0	5	0	3	0	0	3	0	0	0	0	0	13
8:30 AM	0	4	3	0	7	1	0	0	0	1	1	4	0	0	5	0	0	0	0	0	13
8:45 AM	0	6	2	0	8	8	0	1	0	9	1	6	0	0	7	0	0	0	0	0	24
Total	0	19	9	0	28	17	0	2	0	19	2	19	0	0	21	0	0	0	0	0	68
9:00 AM	0	5	3	0	8	3	0	2	0	5	2	9	0	0	11	0	0	0	0	0	24
9:15 AM	1	3	4	0	8	5	0	2	0	7	2	11	0	0	13	0	0	1	0	1	29
9:30 AM	0	2	3	0	5	0	0	2	0	2	0	6	0	0	6	0	0	1	0	1	14
9:45 AM	0	4	4	0	8	4	1	1	0	6	2	4	0	0	6	0	0	0	0	0	20
Total	1	14	14	0	29	12	1	7	0	20	6	30	0	0	36	0	0	2	0	2	87
10:00 AM	0	7	4	0	11	2	0	2	0	4	2	4	0	0	6	0	0	0	0	0	21
10:15 AM	0	7	2	0	9	3	0	0	0	3	0	1	0	0	1	0	0	0	0	0	13
10:30 AM	0	7	1	0	8	0	0	0	0	0	2	5	0	0	7	0	0	0	0	0	15
10:45 AM	1	1	2	0	4	3	0	3	0	6	0	0	0	0	0	0	0	0	0	0	10
Total	1	22	9	0	32	8	0	5	0	13	4	10	0	0	14	0	0	0	0	0	59
11:00 AM	0	3	4	0	7	2	0	0	0	2	0	0	0	0	0	0	0	0	0	0	9
11:15 AM	0	3	4	0	7	1	0	0	0	1	0	2	0	0	2	0	0	0	0	0	10
11:30 AM	1	2	1	0	4	3	0	0	0	3	2	1	0	0	3	0	0	0	0	0	10
11:45 AM	0	6	4	0	10	1	0	2	0	3	3	1	0	0	4	0	0	0	0	0	17
Total	1	14	13	0	28	7	0	2	0	9	5	4	0	0	9	0	0	0	0	0	46
12:00 PM	0	4	0	0	4	1	0	0	0	1	1	2	0	0	3	0	0	1	0	1	9
12:15 PM	0	2	4	0	6	2	0	2	0	4	1	1	0	0	2	0	0	1	0	1	13
12:30 PM	0	3	1	0	4	4	0	3	0	7	0	2	0	0	2	0	0	0	0	0	13
12:45 PM	0	2	1	0	3	3	0	1	0	4	5	3	0	0	8	0	0	0	0	0	15
Total	0	11	6	0	17	10	0	6	0	16	7	8	0	0	15	0	0	2	0	2	50
1:00 PM	1	4	3	0	8	2	0	2	0	4	0	1	0	0	1	0	0	0	0	0	13
1:15 PM	0	3	1	0	4	0	0	1	0	1	1	1	0	0	2	0	1	1	0	2	9
1:30 PM	1	5	1	0	7	2	0	0	0	2	0	3	0	0	3	0	0	0	0	0	12
1:45 PM	0	3	3	0	6	1	1	1	0	3	2	3	0	0	5	0	0	0	0	0	14
Total	2	15	8	0	25	5	1	4	0	10	3	8	0	0	11	0	1	1	0	2	48
2:00 PM	0	1	2	0	3	1	0	0	0	1	0	1	0	0	1	0	0	0	0	0	5
2:15 PM	0	6	0	0	6	2	0	0	0	2	0	4	1	0	5	0	1	0	0	1	14
2:30 PM	0	3	2	0	5	2	0	0	0	2	0	3	0	0	3	0	0	0	0	0	10
2:45 PM	0	3	2	0	5	1	0	1	0	2	0	5	0	0	5	0	0	0	0	0	12
Total	0	13	6	0	19	6	0	1	0	7	0	13	1	0	14	0	1	0	0	1	41
3:00 PM	0	3	1	0	4	2	0	0	0	2	1	2	0	0	3	1	1	0	0	2	11
3:15 PM	0	7	3	0	10	2	0	1	0	3	2	3	0	0	5	0	0	0	0	0	18
3:30 PM	0	3	4	0	7	1	1	1	0	3	1	3	0	0	4	0	0	0	0	0	14
3:45 PM	0	2	5	0	7	2	0	0	0	2	0	1	0	0	1	0	0	0	0	0	10
Total	0	15	13	0	28	7	1	2	0	10	4	9	0	0	13	1	1	0	0	2	53
4:00 PM	0	8	6	0	14	0	0	0	0	0	0	2	0	0	2	0	0	0	0	0	16
4:15 PM	0	2	2	0	4	3	0	0	0	3	0	3	0	0	3	0	0	0	0	0	10
4:30 PM	0	3	5	0	8	3	0	0	0	3	1	0	0	0	1	0	0	0	0	0	12
4:45 PM	0	8	1	0	9	1	0	0	0	1	0	1	0	0	1	0	0	0	0	0	11
Total	0	21	14	0	35	7	0	0	0	7	1	6	0	0	7	0	0	0	0	0	49
5:00 PM	0	1	5	0	6	2	0	0	0	2	0	3	0	0	3	0	0	0	0	0	11
5:15 PM	0	1	1	0	2	0	0	0	0	0	0	1	0	0	1	0	0	0	0	0	3
5:30 PM	0	3	1	0	4	2	0	1	0	3	0	2	0	0	2	0	0	0	0	0	9
5:45 PM	0	1	4	0	5	0	0	0	0	0	0	3	0	0	3	0	0	0	0	0	8
Total	0	6	11	0	17	4	0	1	0	5	0	9	0	0	9	0	0	0	0	0	31
6:00 PM	0	1	0	0	1	3	0	1	0	4	0	1	0	0	1	0	0	0	0	0	6
6:15 PM	0	1	2	0	3	2	0	0	0	2	0	3	0	0	3	0	0	0	0	0	8



PDI File #: **229078 I**  
 Location: **N: Centre Street S: Spring Street**  
 Location: **E: Centre Street W: Temple Street**  
 City, State: **West Roxbury, MA**  
 Client: **Toole/T. Dennerlein**  
 Site Code: **6131 Task 2**  
 Count Date: **Thursday, January 12, 2023**  
 Start Time: **7:00 AM**  
 End Time: **7:00 PM**  
 Class:



**Heavy Vehicles-Combined (Buses, Single-Unit Trucks, Articulated Trucks)**

	Centre Street					Centre Street					Spring Street					Temple Street					Total
	from North					from East					from South					from West					
	Right	Thru	Left	U-Turn	Total	Right	Thru	Left	U-Turn	Total	Right	Thru	Left	U-Turn	Total	Right	Thru	Left	U-Turn	Total	
6:30 PM	0	0	0	0	0	1	0	0	0	1	0	1	0	0	1	0	0	0	0	0	2
6:45 PM	0	3	0	0	3	1	0	0	0	1	0	0	0	0	0	0	0	0	0	0	4
<b>Total</b>	<b>0</b>	<b>5</b>	<b>2</b>	<b>0</b>	<b>7</b>	<b>7</b>	<b>0</b>	<b>1</b>	<b>0</b>	<b>8</b>	<b>0</b>	<b>5</b>	<b>0</b>	<b>0</b>	<b>5</b>	<b>0</b>	<b>0</b>	<b>0</b>	<b>0</b>	<b>0</b>	<b>20</b>
Grand Total	5	174	112	0	291	110	3	32	0	145	35	147	1	0	183	1	3	5	0	9	628
Approach %	1.7	59.8	38.5	0.0		75.9	2.1	22.1	0.0		19.1	80.3	0.5	0.0		11.1	33.3	55.6	0.0		
Total %	0.8	27.7	17.8	0.0	46.3	17.5	0.5	5.1	0.0	23.1	5.6	23.4	0.2	0.0	29.1	0.2	0.5	0.8	0.0	1.4	
Exiting Leg Total					262					150					207					9	628
Buses	0	60	56	0	116	51	1	4	0	56	3	58	0	0	61	0	0	0	0	0	233
% Buses	0.0	34.5	50.0	0.0	39.9	46.4	33.3	12.5	0.0	38.6	8.6	39.5	0.0	0.0	33.3	0.0	0.0	0.0	0.0	0.0	37.1
Exiting Leg Total					109					59					64					1	233
Single-Unit Trucks	5	100	50	0	155	53	2	24	0	79	29	77	1	0	107	1	3	5	0	9	350
% Single-Unit	100.0	57.5	44.6	0.0	53.3	48.2	66.7	75.0	0.0	54.5	82.9	52.4	100.0	0.0	58.5	100.0	100.0	100.0	0.0	100.0	55.7
Exiting Leg Total					135					82					125					8	350
Articulated Trucks	0	14	6	0	20	6	0	4	0	10	3	12	0	0	15	0	0	0	0	0	45
% Articulated	0.0	8.0	5.4	0.0	6.9	5.5	0.0	12.5	0.0	6.9	8.6	8.2	0.0	0.0	8.2	0.0	0.0	0.0	0.0	0.0	7.2
Exiting Leg Total					18					9					18					0	45

AM Peak Hour Analysis from 07:00 AM to 10:00 AM begins at:

	Centre Street					Centre Street					Spring Street					Temple Street					Total
	from North					from East					from South					from West					
	Right	Thru	Left	U-Turn	Total	Right	Thru	Left	U-Turn	Total	Right	Thru	Left	U-Turn	Total	Right	Thru	Left	U-Turn	Total	
8:45 AM	0	6	2	0	8	8	0	1	0	9	1	6	0	0	7	0	0	0	0	0	24
9:00 AM	0	5	3	0	8	3	0	2	0	5	2	9	0	0	11	0	0	0	0	0	24
9:15 AM	1	3	4	0	8	5	0	2	0	7	2	11	0	0	13	0	0	1	0	1	29
9:30 AM	0	2	3	0	5	0	0	2	0	2	0	6	0	0	6	0	0	1	0	1	14
Total Volume	1	16	12	0	29	16	0	7	0	23	5	32	0	0	37	0	0	2	0	2	91
% Approach Total	3.4	55.2	41.4	0.0		69.6	0.0	30.4	0.0		13.5	86.5	0.0	0.0		0.0	0.0	100.0	0.0		
PHF	0.250	0.667	0.750	0.000	0.906	0.500	0.000	0.875	0.000	0.639	0.625	0.727	0.000	0.000	0.712	0.000	0.000	0.500	0.000	0.500	0.784
Buses	0	4	4	0	8	5	0	1	0	6	0	6	0	0	6	0	0	0	0	0	20
Buses %	0.0	25.0	33.3	0.0	27.6	31.3	0.0	14.3	0.0	26.1	0.0	18.8	0.0	0.0	16.2	0.0	0.0	0.0	0.0	0.0	22.0
Single-Unit Trucks	1	10	7	0	18	8	0	4	0	12	4	21	0	0	25	0	0	2	0	2	57
Single-Unit %	100.0	62.5	58.3	0.0	62.1	50.0	0.0	57.1	0.0	52.2	80.0	65.6	0.0	0.0	67.6	0.0	0.0	100.0	0.0	100.0	62.6
Articulated Trucks	0	2	1	0	3	3	0	2	0	5	1	5	0	0	6	0	0	0	0	0	14
Articulated %	0.0	12.5	8.3	0.0	10.3	18.8	0.0	28.6	0.0	21.7	20.0	15.6	0.0	0.0	16.2	0.0	0.0	0.0	0.0	0.0	15.4
Buses	0	4	4	0	8	5	0	1	0	6	0	6	0	0	6	0	0	0	0	0	20
Single-Unit Trucks	1	10	7	0	18	8	0	4	0	12	4	21	0	0	25	0	0	2	0	2	57
Articulated Trucks	0	2	1	0	3	3	0	2	0	5	1	5	0	0	6	0	0	0	0	0	14
Total Entering Leg	1	16	12	0	29	16	0	7	0	23	5	32	0	0	37	0	0	2	0	2	91
Buses					11					4					5					0	20
Single-Unit Trucks					31					11					14					1	57
Articulated Trucks					8					2					4					0	14
Total Exiting Leg					50					17					23					1	91

MidDay Peak Hour Analysis from 10:00 AM to 2:00 PM begins at:

	Centre Street					Centre Street					Spring Street					Temple Street					Total
	from North					from East					from South					from West					
	Right	Thru	Left	U-Turn	Total	Right	Thru	Left	U-Turn	Total	Right	Thru	Left	U-Turn	Total	Right	Thru	Left	U-Turn	Total	
10:00 AM	0	7	4	0	11	2	0	2	0	4	2	4	0	0	6	0	0	0	0	0	21
10:15 AM	0	7	2	0	9	3	0	0	0	3	0	1	0	0	1	0	0	0	0	0	13
10:30 AM	0	7	1	0	8	0	0	0	0	0	2	5	0	0	7	0	0	0	0	0	15
10:45 AM	1	1	2	0	4	3	0	3	0	6	0	0	0	0	0	0	0	0	0	0	10
Total Volume	1	22	9	0	32	8	0	5	0	13	4	10	0	0	14	0	0	0	0	0	59
% Approach Total	3.1	68.8	28.1	0.0		61.5	0.0	38.5	0.0		28.6	71.4	0.0	0.0		0.0	0.0	0.0	0.0		
PHF	0.250	0.786	0.563	0.000	0.727	0.667	0.000	0.417	0.000	0.542	0.500	0.500	0.000	0.000	0.500	0.000	0.000	0.000	0.000	0.000	0.702
Buses	0	1	2	0	3	2	0	0	0	2	0	5	0	0	5	0	0	0	0	0	10
Buses %	0.0	4.5	22.2	0.0	9.4	25.0	0.0	0.0	0.0	15.4	0.0	50.0	0.0	0.0	35.7	0.0	0.0	0.0	0.0	0.0	16.9
Single-Unit Trucks	1	17	7	0	25	6	0	4	0	10	3	5	0	0	8	0	0	0	0	0	43
Single-Unit %	100.0	77.3	77.8	0.0	78.1	75.0	0.0	80.0	0.0	76.9	75.0	50.0	0.0	0.0	57.1	0.0	0.0	0.0	0.0	0.0	72.9

PDI File #: **229078 I**  
 Location: **N: Centre Street S: Spring Street**  
 Location: **E: Centre Street W: Temple Street**  
 City, State: **West Roxbury, MA**  
 Client: **Toole/T. Dennerlein**  
 Site Code: **6131 Task 2**  
 Count Date: **Thursday, January 12, 2023**  
 Start Time: **7:00 AM**  
 End Time: **7:00 PM**  
 Class:



**Heavy Vehicles-Combined (Buses, Single-Unit Trucks, Articulated Trucks)**

	Centre Street					Centre Street					Spring Street					Temple Street					Total
	from North					from East					from South					from West					
	Right	Thru	Left	U-Turn	Total	Right	Thru	Left	U-Turn	Total	Right	Thru	Left	U-Turn	Total	Right	Thru	Left	U-Turn	Total	
Articulated Trucks	0	4	0	0	4	0	0	1	0	1	1	0	0	0	1	0	0	0	0	0	6
Articulated %	0.0	18.2	0.0	0.0	12.5	0.0	0.0	20.0	0.0	7.7	25.0	0.0	0.0	0.0	7.1	0.0	0.0	0.0	0.0	0.0	10.2
Buses	0	1	2	0	3	2	0	0	0	2	0	5	0	0	5	0	0	0	0	0	10
Single-Unit Trucks	1	17	7	0	25	6	0	4	0	10	3	5	0	0	8	0	0	0	0	0	43
Articulated Trucks	0	4	0	0	4	0	0	1	0	1	1	0	0	0	1	0	0	0	0	0	6
Total Entering Leg	1	22	9	0	32	8	0	5	0	13	4	10	0	0	14	0	0	0	0	0	59
Buses					7					2					1						10
Single-Unit Trucks					11					10					21						43
Articulated Trucks					0					1					5						6
Total Exiting Leg					18					13					27						59

PM Peak Hour Analysis from 2:00 PM to 07:00 PM begins at:

3:15 PM	Centre Street					Centre Street					Spring Street					Temple Street					Total
	from North					from East					from South					from West					
	Right	Thru	Left	U-Turn	Total	Right	Thru	Left	U-Turn	Total	Right	Thru	Left	U-Turn	Total	Right	Thru	Left	U-Turn	Total	
3:15 PM	0	7	3	0	10	2	0	1	0	3	2	3	0	0	5	0	0	0	0	0	18
3:30 PM	0	3	4	0	7	1	1	1	0	3	1	3	0	0	4	0	0	0	0	0	14
3:45 PM	0	2	5	0	7	2	0	0	0	2	0	1	0	0	1	0	0	0	0	0	10
4:00 PM	0	8	6	0	14	0	0	0	0	0	0	2	0	0	2	0	0	0	0	0	16
Total Volume	0	20	18	0	38	5	1	2	0	8	3	9	0	0	12	0	0	0	0	0	58
% Approach Total	0.0	52.6	47.4	0.0	62.5	62.5	12.5	25.0	0.0	66.7	25.0	75.0	0.0	0.0	60.0	0.0	0.0	0.0	0.0	0.0	0.806
PHF	0.000	0.625	0.750	0.000	0.679	0.625	0.250	0.500	0.000	0.667	0.375	0.750	0.000	0.000	0.600	0.000	0.000	0.000	0.000	0.000	
Buses	0	6	13	0	19	4	1	2	0	7	0	7	0	0	7	0	0	0	0	0	33
Buses %	0.0	30.0	72.2	0.0	50.0	80.0	100.0	100.0	0.0	87.5	0.0	77.8	0.0	0.0	58.3	0.0	0.0	0.0	0.0	0.0	56.9
Single-Unit Trucks	0	13	2	0	15	1	0	0	0	1	3	0	0	0	3	0	0	0	0	0	19
Single-Unit %	0.0	65.0	11.1	0.0	39.5	20.0	0.0	0.0	0.0	12.5	100.0	0.0	0.0	0.0	25.0	0.0	0.0	0.0	0.0	0.0	32.8
Articulated Trucks	0	1	3	0	4	0	0	0	0	0	0	2	0	0	2	0	0	0	0	0	6
Articulated %	0.0	5.0	16.7	0.0	10.5	0.0	0.0	0.0	0.0	0.0	0.0	22.2	0.0	0.0	16.7	0.0	0.0	0.0	0.0	0.0	10.3
Buses	0	6	13	0	19	4	1	2	0	7	0	7	0	0	7	0	0	0	0	0	33
Single-Unit Trucks	0	13	2	0	15	1	0	0	0	1	3	0	0	0	3	0	0	0	0	0	19
Articulated Trucks	0	1	3	0	4	0	0	0	0	0	0	2	0	0	2	0	0	0	0	0	6
Total Entering Leg	0	20	18	0	38	5	1	2	0	8	3	9	0	0	12	0	0	0	0	0	58
Buses					11					13					8						33
Single-Unit Trucks					1					5					13						19
Articulated Trucks					2					3					1						6
Total Exiting Leg					14					21					22						58

PDI File #: **229078 I**  
 Location: **N: Centre Street S: Spring Street**  
 Location: **E: Centre Street W: Temple Street**  
 City, State: **West Roxbury, MA**  
 Client: **Toole/T. Dennerlein**  
 Site Code: **6131 Task 2**  
 Count Date: **Thursday, January 12, 2023**  
 Start Time: **7:00 AM**  
 End Time: **7:00 PM**  
 Class:



**Buses**

	Centre Street					Centre Street					Spring Street					Temple Street					Total
	from North					from East					from South					from West					
	Right	Thru	Left	U-Turn	Total	Right	Thru	Left	U-Turn	Total	Right	Thru	Left	U-Turn	Total	Right	Thru	Left	U-Turn	Total	
7:00 AM	0	5	1	0	6	1	0	0	0	1	0	1	0	0	1	0	0	0	0	0	8
7:15 AM	0	3	1	0	4	1	0	0	0	1	0	2	0	0	2	0	0	0	0	0	7
7:30 AM	0	3	0	0	3	1	0	0	0	1	1	3	0	0	4	0	0	0	0	0	8
7:45 AM	0	3	1	0	4	4	0	0	0	4	0	5	0	0	5	0	0	0	0	0	13
Total	0	14	3	0	17	7	0	0	0	7	1	11	0	0	12	0	0	0	0	0	36
8:00 AM	0	2	1	0	3	1	0	0	0	1	0	1	0	0	1	0	0	0	0	0	5
8:15 AM	0	3	0	0	3	1	0	0	0	1	0	2	0	0	2	0	0	0	0	0	6
8:30 AM	0	1	3	0	4	0	0	0	0	0	0	1	0	0	1	0	0	0	0	0	5
8:45 AM	0	2	1	0	3	4	0	0	0	4	0	2	0	0	2	0	0	0	0	0	9
Total	0	8	5	0	13	6	0	0	0	6	0	6	0	0	6	0	0	0	0	0	25
9:00 AM	0	0	2	0	2	0	0	0	0	0	0	3	0	0	3	0	0	0	0	0	5
9:15 AM	0	1	1	0	2	1	0	0	0	1	0	0	0	0	0	0	0	0	0	0	3
9:30 AM	0	1	0	0	1	0	0	1	0	1	0	1	0	0	1	0	0	0	0	0	3
9:45 AM	0	2	3	0	5	2	0	0	0	2	0	0	0	0	0	0	0	0	0	0	7
Total	0	4	6	0	10	3	0	1	0	4	0	4	0	0	4	0	0	0	0	0	18
10:00 AM	0	0	1	0	1	0	0	0	0	0	0	3	0	0	3	0	0	0	0	0	4
10:15 AM	0	1	1	0	2	1	0	0	0	1	0	0	0	0	0	0	0	0	0	0	3
10:30 AM	0	0	0	0	0	0	0	0	0	0	0	2	0	0	2	0	0	0	0	0	2
10:45 AM	0	0	0	0	0	1	0	0	0	1	0	0	0	0	0	0	0	0	0	0	1
Total	0	1	2	0	3	2	0	0	0	2	0	5	0	0	5	0	0	0	0	0	10
11:00 AM	0	1	2	0	3	0	0	0	0	0	0	0	0	0	0	0	0	0	0	0	3
11:15 AM	0	0	1	0	1	1	0	0	0	1	0	1	0	0	1	0	0	0	0	0	3
11:30 AM	0	0	0	0	0	1	0	0	0	1	0	0	0	0	0	0	0	0	0	0	1
11:45 AM	0	1	1	0	2	0	0	0	0	0	0	0	0	0	0	0	0	0	0	0	2
Total	0	2	4	0	6	2	0	0	0	2	0	1	0	0	1	0	0	0	0	0	9
12:00 PM	0	1	0	0	1	0	0	0	0	0	0	1	0	0	1	0	0	0	0	0	2
12:15 PM	0	0	1	0	1	1	0	0	0	1	0	0	0	0	0	0	0	0	0	0	2
12:30 PM	0	1	1	0	2	1	0	0	0	1	0	0	0	0	0	0	0	0	0	0	3
12:45 PM	0	0	0	0	0	3	0	0	0	3	0	1	0	0	1	0	0	0	0	0	4
Total	0	2	2	0	4	5	0	0	0	5	0	2	0	0	2	0	0	0	0	0	11
1:00 PM	0	2	1	0	3	2	0	0	0	2	0	0	0	0	0	0	0	0	0	0	5
1:15 PM	0	1	0	0	1	0	0	0	0	0	1	1	0	0	2	0	0	0	0	0	3
1:30 PM	0	0	0	0	0	1	0	0	0	1	0	1	0	0	1	0	0	0	0	0	2
1:45 PM	0	1	2	0	3	0	0	0	0	0	0	1	0	0	1	0	0	0	0	0	4
Total	0	4	3	0	7	3	0	0	0	3	1	3	0	0	4	0	0	0	0	0	14
2:00 PM	0	0	1	0	1	0	0	0	0	0	0	1	0	0	1	0	0	0	0	0	2
2:15 PM	0	2	0	0	2	1	0	0	0	1	0	0	0	0	0	0	0	0	0	0	3
2:30 PM	0	2	1	0	3	2	0	0	0	2	0	1	0	0	1	0	0	0	0	0	6
2:45 PM	0	1	1	0	2	0	0	0	0	0	0	5	0	0	5	0	0	0	0	0	7
Total	0	5	3	0	8	3	0	0	0	3	0	7	0	0	7	0	0	0	0	0	18
3:00 PM	0	2	1	0	3	2	0	0	0	2	1	1	0	0	2	0	0	0	0	0	7
3:15 PM	0	1	3	0	4	1	0	1	0	2	0	2	0	0	2	0	0	0	0	0	8
3:30 PM	0	1	3	0	4	1	1	1	0	3	0	2	0	0	2	0	0	0	0	0	9
3:45 PM	0	1	4	0	5	2	0	0	0	2	0	1	0	0	1	0	0	0	0	0	8
Total	0	5	11	0	16	6	1	2	0	9	1	6	0	0	7	0	0	0	0	0	32
4:00 PM	0	3	3	0	6	0	0	0	0	0	0	2	0	0	2	0	0	0	0	0	8
4:15 PM	0	2	2	0	4	3	0	0	0	3	0	2	0	0	2	0	0	0	0	0	9
4:30 PM	0	0	2	0	2	2	0	0	0	2	0	0	0	0	0	0	0	0	0	0	4
4:45 PM	0	3	1	0	4	1	0	0	0	1	0	0	0	0	0	0	0	0	0	0	5
Total	0	8	8	0	16	6	0	0	0	6	0	4	0	0	4	0	0	0	0	0	26
5:00 PM	0	0	2	0	2	1	0	0	0	1	0	2	0	0	2	0	0	0	0	0	5
5:15 PM	0	1	1	0	2	0	0	0	0	0	0	1	0	0	1	0	0	0	0	0	3
5:30 PM	0	1	1	0	2	2	0	0	0	2	0	1	0	0	1	0	0	0	0	0	5
5:45 PM	0	1	4	0	5	0	0	0	0	0	0	1	0	0	1	0	0	0	0	0	6
Total	0	3	8	0	11	3	0	0	0	3	0	5	0	0	5	0	0	0	0	0	19
6:00 PM	0	1	0	0	1	2	0	1	0	3	0	1	0	0	1	0	0	0	0	0	5
6:15 PM	0	1	1	0	2	1	0	0	0	1	0	2	0	0	2	0	0	0	0	0	5

PDI File #: **229078 I**  
 Location: **N: Centre Street S: Spring Street**  
 Location: **E: Centre Street W: Temple Street**  
 City, State: **West Roxbury, MA**  
 Client: **Toole/T. Dennerlein**  
 Site Code: **6131 Task 2**  
 Count Date: **Thursday, January 12, 2023**  
 Start Time: **7:00 AM**  
 End Time: **7:00 PM**  
 Class:



### Buses

	Centre Street					Centre Street					Spring Street					Temple Street					Total
	from North					from East					from South					from West					
	Right	Thru	Left	U-Turn	Total	Right	Thru	Left	U-Turn	Total	Right	Thru	Left	U-Turn	Total	Right	Thru	Left	U-Turn	Total	
6:30 PM	0	0	0	0	0	1	0	0	0	1	0	1	0	0	1	0	0	0	0	0	2
6:45 PM	0	2	0	0	2	1	0	0	0	1	0	0	0	0	0	0	0	0	0	0	3
<b>Total</b>	<b>0</b>	<b>4</b>	<b>1</b>	<b>0</b>	<b>5</b>	<b>5</b>	<b>0</b>	<b>1</b>	<b>0</b>	<b>6</b>	<b>0</b>	<b>4</b>	<b>0</b>	<b>0</b>	<b>4</b>	<b>0</b>	<b>0</b>	<b>0</b>	<b>0</b>	<b>0</b>	<b>15</b>
Grand Total	0	60	56	0	116	51	1	4	0	56	3	58	0	0	61	0	0	0	0	0	233
Approach %	0.0	51.7	48.3	0.0		91.1	1.8	7.1	0.0		4.9	95.1	0.0	0.0		0.0	0.0	0.0	0.0		
Total %	0.0	25.8	24.0	0.0	49.8	21.9	0.4	1.7	0.0	24.0	1.3	24.9	0.0	0.0	26.2	0.0	0.0	0.0	0.0	0.0	
Exiting Leg Total					109					59					64					1	233

### AM Peak Hour Analysis from 07:00 AM to 10:00 AM begins at:

	Centre Street					Centre Street					Spring Street					Temple Street					Total
	from North					from East					from South					from West					
	Right	Thru	Left	U-Turn	Total	Right	Thru	Left	U-Turn	Total	Right	Thru	Left	U-Turn	Total	Right	Thru	Left	U-Turn	Total	
7:00 AM	0	5	1	0	6	1	0	0	0	1	0	1	0	0	1	0	0	0	0	0	8
7:15 AM	0	3	1	0	4	1	0	0	0	1	0	2	0	0	2	0	0	0	0	0	7
7:30 AM	0	3	0	0	3	1	0	0	0	1	1	3	0	0	4	0	0	0	0	0	8
7:45 AM	0	3	1	0	4	4	0	0	0	4	0	5	0	0	5	0	0	0	0	0	13
Total Volume	0	14	3	0	17	7	0	0	0	7	1	11	0	0	12	0	0	0	0	0	36
% Approach Total	0.0	82.4	17.6	0.0		100.0	0.0	0.0	0.0		8.3	91.7	0.0	0.0		0.0	0.0	0.0	0.0		
PHF	0.000	0.700	0.750	0.000	0.708	0.438	0.000	0.000	0.000	0.438	0.250	0.550	0.000	0.000	0.600	0.000	0.000	0.000	0.000	0.000	0.692
Entering Leg	0	14	3	0	17	7	0	0	0	7	1	11	0	0	12	0	0	0	0	0	36
Exiting Leg					18					4					14					0	36
Total					35					11					26					0	72

### MidDay Peak Hour Analysis from 10:00 AM to 2:00 PM begins at:

	Centre Street					Centre Street					Spring Street					Temple Street					Total
	from North					from East					from South					from West					
	Right	Thru	Left	U-Turn	Total	Right	Thru	Left	U-Turn	Total	Right	Thru	Left	U-Turn	Total	Right	Thru	Left	U-Turn	Total	
12:30 PM	0	1	1	0	2	1	0	0	0	1	0	0	0	0	0	0	0	0	0	0	3
12:45 PM	0	0	0	0	0	3	0	0	0	3	0	1	0	0	1	0	0	0	0	0	4
1:00 PM	0	2	1	0	3	2	0	0	0	2	0	0	0	0	0	0	0	0	0	0	5
1:15 PM	0	1	0	0	1	0	0	0	0	0	1	1	0	0	2	0	0	0	0	0	3
Total Volume	0	4	2	0	6	6	0	0	0	6	1	2	0	0	3	0	0	0	0	0	15
% Approach Total	0.0	66.7	33.3	0.0		100.0	0.0	0.0	0.0		33.3	66.7	0.0	0.0		0.0	0.0	0.0	0.0		
PHF	0.000	0.500	0.500	0.000	0.500	0.500	0.000	0.000	0.000	0.500	0.250	0.500	0.000	0.000	0.375	0.000	0.000	0.000	0.000	0.000	0.750
Entering Leg	0	4	2	0	6	6	0	0	0	6	1	2	0	0	3	0	0	0	0	0	15
Exiting Leg					8					3					4					0	15
Total					14					9					7					0	30

### PM Peak Hour Analysis from 2:00 PM to 07:00 PM begins at:

	Centre Street					Centre Street					Spring Street					Temple Street					Total
	from North					from East					from South					from West					
	Right	Thru	Left	U-Turn	Total	Right	Thru	Left	U-Turn	Total	Right	Thru	Left	U-Turn	Total	Right	Thru	Left	U-Turn	Total	
3:30 PM	0	1	3	0	4	1	1	1	0	3	0	2	0	0	2	0	0	0	0	0	9
3:45 PM	0	1	4	0	5	2	0	0	0	2	0	1	0	0	1	0	0	0	0	0	8
4:00 PM	0	3	3	0	6	0	0	0	0	0	0	2	0	0	2	0	0	0	0	0	8
4:15 PM	0	2	2	0	4	3	0	0	0	3	0	2	0	0	2	0	0	0	0	0	9
Total Volume	0	7	12	0	19	6	1	1	0	8	0	7	0	0	7	0	0	0	0	0	34
% Approach Total	0.0	36.8	63.2	0.0		75.0	12.5	12.5	0.0		0.0	100.0	0.0	0.0		0.0	0.0	0.0	0.0		
PHF	0.000	0.583	0.750	0.000	0.792	0.500	0.250	0.250	0.000	0.667	0.000	0.875	0.000	0.000	0.875	0.000	0.000	0.000	0.000	0.000	0.944
Entering Leg	0	7	12	0	19	6	1	1	0	8	0	7	0	0	7	0	0	0	0	0	34
Exiting Leg					13					12					8					1	34
Total					32					20					15					1	68

PDI File #: 229078 I

Location: N: Centre Street S: Spring Street

Location: E: Centre Street W: Temple Street

City, State: West Roxbury, MA

Client: Toole/T. Dennerlein

Site Code: 6131 Task 2

Count Date: Thursday, January 12, 2023

Start Time: 7:00 AM

End Time: 7:00 PM

Class:



Single-Unit Trucks

	Centre Street					Centre Street					Spring Street					Temple Street					Total
	from North					from East					from South					from West					
	Right	Thru	Left	U-Turn	Total	Right	Thru	Left	U-Turn	Total	Right	Thru	Left	U-Turn	Total	Right	Thru	Left	U-Turn	Total	
7:00 AM	0	0	0	0	0	2	0	1	0	3	1	5	0	0	6	0	0	0	0	0	9
7:15 AM	0	1	0	0	1	4	0	0	0	4	0	2	0	0	2	0	0	0	0	0	7
7:30 AM	0	0	2	0	2	1	0	0	0	1	1	2	0	0	3	0	0	0	0	0	6
7:45 AM	0	4	1	0	5	4	0	0	0	4	0	3	0	0	3	0	0	0	0	0	12
Total	0	5	3	0	8	11	0	1	0	12	2	12	0	0	14	0	0	0	0	0	34
8:00 AM	0	3	2	0	5	2	0	1	0	3	0	4	0	0	4	0	0	0	0	0	12
8:15 AM	0	1	1	0	2	4	0	0	0	4	0	1	0	0	1	0	0	0	0	0	7
8:30 AM	0	3	0	0	3	0	0	0	0	0	1	3	0	0	4	0	0	0	0	0	7
8:45 AM	0	2	0	0	2	1	0	1	0	2	0	2	0	0	2	0	0	0	0	0	6
Total	0	9	3	0	12	7	0	2	0	9	1	10	0	0	11	0	0	0	0	0	32
9:00 AM	0	5	1	0	6	3	0	1	0	4	2	4	0	0	6	0	0	0	0	0	16
9:15 AM	1	2	3	0	6	4	0	1	0	5	2	10	0	0	12	0	0	1	0	1	24
9:30 AM	0	1	3	0	4	0	0	1	0	1	0	5	0	0	5	0	0	1	0	1	11
9:45 AM	0	2	1	0	3	2	1	1	0	4	2	4	0	0	6	0	0	0	0	0	13
Total	1	10	8	0	19	9	1	4	0	14	6	23	0	0	29	0	0	2	0	2	64
10:00 AM	0	5	3	0	8	2	0	2	0	4	2	1	0	0	3	0	0	0	0	0	15
10:15 AM	0	5	1	0	6	2	0	0	0	2	0	1	0	0	1	0	0	0	0	0	9
10:30 AM	0	6	1	0	7	0	0	0	0	0	1	3	0	0	4	0	0	0	0	0	11
10:45 AM	1	1	2	0	4	2	0	2	0	4	0	0	0	0	0	0	0	0	0	0	8
Total	1	17	7	0	25	6	0	4	0	10	3	5	0	0	8	0	0	0	0	0	43
11:00 AM	0	2	2	0	4	2	0	0	0	2	0	0	0	0	0	0	0	0	0	0	6
11:15 AM	0	2	3	0	5	0	0	0	0	0	0	1	0	0	1	0	0	0	0	0	6
11:30 AM	1	2	1	0	4	2	0	0	0	2	2	1	0	0	3	0	0	0	0	0	9
11:45 AM	0	5	3	0	8	1	0	2	0	3	3	1	0	0	4	0	0	0	0	0	15
Total	1	11	9	0	21	5	0	2	0	7	5	3	0	0	8	0	0	0	0	0	36
12:00 PM	0	3	0	0	3	1	0	0	0	1	1	1	0	0	2	0	0	1	0	1	7
12:15 PM	0	1	3	0	4	1	0	2	0	3	1	1	0	0	2	0	0	1	0	1	10
12:30 PM	0	2	0	0	2	3	0	3	0	6	0	2	0	0	2	0	0	0	0	0	10
12:45 PM	0	2	1	0	3	0	0	0	0	0	4	2	0	0	6	0	0	0	0	0	9
Total	0	8	4	0	12	5	0	5	0	10	6	6	0	0	12	0	0	2	0	2	36
1:00 PM	1	2	2	0	5	0	0	2	0	2	0	1	0	0	1	0	0	0	0	0	8
1:15 PM	0	1	1	0	2	0	0	1	0	1	0	0	0	0	0	0	1	1	0	2	5
1:30 PM	1	4	1	0	6	1	0	0	0	1	0	1	0	0	1	0	0	0	0	0	8
1:45 PM	0	2	1	0	3	1	1	1	0	3	2	2	0	0	4	0	0	0	0	0	10
Total	2	9	5	0	16	2	1	4	0	7	2	4	0	0	6	0	1	1	0	2	31
2:00 PM	0	1	1	0	2	1	0	0	0	1	0	0	0	0	0	0	0	0	0	0	3
2:15 PM	0	4	0	0	4	1	0	0	0	1	0	4	1	0	5	0	1	0	0	1	11
2:30 PM	0	1	1	0	2	0	0	0	0	0	0	2	0	0	2	0	0	0	0	0	4
2:45 PM	0	2	0	0	2	1	0	1	0	2	0	0	0	0	0	0	0	0	0	0	4
Total	0	8	2	0	10	3	0	1	0	4	0	6	1	0	7	0	1	0	0	1	22
3:00 PM	0	1	0	0	1	0	0	0	0	0	0	1	0	0	1	1	1	0	0	2	4
3:15 PM	0	6	0	0	6	1	0	0	0	1	2	0	0	0	2	0	0	0	0	0	9
3:30 PM	0	1	1	0	2	0	0	0	0	0	1	0	0	0	1	0	0	0	0	0	3
3:45 PM	0	1	0	0	1	0	0	0	0	0	0	0	0	0	0	0	0	0	0	0	1
Total	0	9	1	0	10	1	0	0	0	1	3	1	0	0	4	1	1	0	0	2	17
4:00 PM	0	5	1	0	6	0	0	0	0	0	0	0	0	0	0	0	0	0	0	0	6
4:15 PM	0	0	0	0	0	0	0	0	0	0	0	1	0	0	1	0	0	0	0	0	1
4:30 PM	0	2	3	0	5	1	0	0	0	1	1	0	0	0	1	0	0	0	0	0	7
4:45 PM	0	4	0	0	4	0	0	0	0	0	0	1	0	0	1	0	0	0	0	0	5
Total	0	11	4	0	15	1	0	0	0	1	1	2	0	0	3	0	0	0	0	0	19
5:00 PM	0	0	3	0	3	1	0	0	0	1	0	1	0	0	1	0	0	0	0	0	5
5:15 PM	0	0	0	0	0	0	0	0	0	0	0	0	0	0	0	0	0	0	0	0	0
5:30 PM	0	2	0	0	2	0	0	1	0	1	0	1	0	0	1	0	0	0	0	0	4
5:45 PM	0	0	0	0	0	0	0	0	0	0	0	2	0	0	2	0	0	0	0	0	2
Total	0	2	3	0	5	1	0	1	0	2	0	4	0	0	4	0	0	0	0	0	11
6:00 PM	0	0	0	0	0	1	0	0	0	1	0	0	0	0	0	0	0	0	0	0	1
6:15 PM	0	0	1	0	1	1	0	0	0	1	0	1	0	0	1	0	0	0	0	0	3

PDI File #: **229078 I**  
 Location: **N: Centre Street S: Spring Street**  
 Location: **E: Centre Street W: Temple Street**  
 City, State: **West Roxbury, MA**  
 Client: **Toole/T. Dennerlein**  
 Site Code: **6131 Task 2**  
 Count Date: **Thursday, January 12, 2023**  
 Start Time: **7:00 AM**  
 End Time: **7:00 PM**  
 Class:



**Single-Unit Trucks**

	Centre Street					Centre Street					Spring Street					Temple Street					Total
	from North					from East					from South					from West					
	Right	Thru	Left	U-Turn	Total	Right	Thru	Left	U-Turn	Total	Right	Thru	Left	U-Turn	Total	Right	Thru	Left	U-Turn	Total	
6:30 PM	0	0	0	0	0	0	0	0	0	0	0	0	0	0	0	0	0	0	0	0	0
6:45 PM	0	1	0	0	1	0	0	0	0	0	0	0	0	0	0	0	0	0	0	0	0
<b>Total</b>	<b>0</b>	<b>1</b>	<b>1</b>	<b>0</b>	<b>2</b>	<b>2</b>	<b>0</b>	<b>0</b>	<b>0</b>	<b>2</b>	<b>0</b>	<b>1</b>	<b>0</b>	<b>0</b>	<b>1</b>	<b>0</b>	<b>0</b>	<b>0</b>	<b>0</b>	<b>0</b>	<b>5</b>
Grand Total	5	100	50	0	155	53	2	24	0	79	29	77	1	0	107	1	3	5	0	9	350
Approach %	3.2	64.5	32.3	0.0		67.1	2.5	30.4	0.0		27.1	72.0	0.9	0.0		11.1	33.3	55.6	0.0		
Total %	1.4	28.6	14.3	0.0	44.3	15.1	0.6	6.9	0.0	22.6	8.3	22.0	0.3	0.0	30.6	0.3	0.9	1.4	0.0	2.6	
Exiting Leg Total	135					82					125					8					350

**AM Peak Hour Analysis from 07:00 AM to 10:00 AM begins at:**

	Centre Street					Centre Street					Spring Street					Temple Street					Total
	from North					from East					from South					from West					
	Right	Thru	Left	U-Turn	Total	Right	Thru	Left	U-Turn	Total	Right	Thru	Left	U-Turn	Total	Right	Thru	Left	U-Turn	Total	
9:00 AM	0	5	1	0	6	3	0	1	0	4	2	4	0	0	6	0	0	0	0	0	16
9:05 AM	1	2	3	0	6	4	0	1	0	5	2	10	0	0	12	0	0	1	0	1	24
9:10 AM	0	1	3	0	4	0	0	1	0	1	0	5	0	0	5	0	0	1	0	1	11
9:15 AM	0	2	1	0	3	2	1	1	0	4	2	4	0	0	6	0	0	0	0	0	13
<b>Total Volume</b>	<b>1</b>	<b>10</b>	<b>8</b>	<b>0</b>	<b>19</b>	<b>9</b>	<b>1</b>	<b>4</b>	<b>0</b>	<b>14</b>	<b>6</b>	<b>23</b>	<b>0</b>	<b>0</b>	<b>29</b>	<b>0</b>	<b>0</b>	<b>2</b>	<b>0</b>	<b>2</b>	<b>64</b>
% Approach Total	5.3	52.6	42.1	0.0		64.3	7.1	28.6	0.0		20.7	79.3	0.0	0.0		0.0	0.0	100.0	0.0		
PHF	0.250	0.500	0.667	0.000	0.792	0.563	0.250	1.000	0.000	0.700	0.750	0.575	0.000	0.000	0.604	0.000	0.000	0.500	0.000	0.500	0.667
Entering Leg	1	10	8	0	19	9	1	4	0	14	6	23	0	0	29	0	0	2	0	2	64
Exiting Leg	34					14					14					2					64
<b>Total</b>	<b>53</b>					<b>28</b>					<b>43</b>					<b>4</b>					<b>128</b>

**MidDay Peak Hour Analysis from 10:00 AM to 2:00 PM begins at:**

	Centre Street					Centre Street					Spring Street					Temple Street					Total
	from North					from East					from South					from West					
	Right	Thru	Left	U-Turn	Total	Right	Thru	Left	U-Turn	Total	Right	Thru	Left	U-Turn	Total	Right	Thru	Left	U-Turn	Total	
10:00 AM	0	5	3	0	8	2	0	2	0	4	2	1	0	0	3	0	0	0	0	0	15
10:05 AM	0	5	1	0	6	2	0	0	0	2	0	1	0	0	1	0	0	0	0	0	9
10:10 AM	0	6	1	0	7	0	0	0	0	0	1	3	0	0	4	0	0	0	0	0	11
10:15 AM	1	1	2	0	4	2	0	2	0	4	0	0	0	0	0	0	0	0	0	0	8
<b>Total Volume</b>	<b>1</b>	<b>17</b>	<b>7</b>	<b>0</b>	<b>25</b>	<b>6</b>	<b>0</b>	<b>4</b>	<b>0</b>	<b>10</b>	<b>3</b>	<b>5</b>	<b>0</b>	<b>0</b>	<b>8</b>	<b>0</b>	<b>0</b>	<b>0</b>	<b>0</b>	<b>0</b>	<b>43</b>
% Approach Total	4.0	68.0	28.0	0.0		60.0	0.0	40.0	0.0		37.5	62.5	0.0	0.0		0.0	0.0	0.0	0.0		
PHF	0.250	0.708	0.583	0.000	0.781	0.750	0.000	0.500	0.000	0.625	0.375	0.417	0.000	0.000	0.500	0.000	0.000	0.000	0.000	0.000	0.717
Entering Leg	1	17	7	0	25	6	0	4	0	10	3	5	0	0	8	0	0	0	0	0	43
Exiting Leg	11					10					21					1					43
<b>Total</b>	<b>36</b>					<b>20</b>					<b>29</b>					<b>1</b>					<b>86</b>

**PM Peak Hour Analysis from 2:00 PM to 07:00 PM begins at:**

	Centre Street					Centre Street					Spring Street					Temple Street					Total
	from North					from East					from South					from West					
	Right	Thru	Left	U-Turn	Total	Right	Thru	Left	U-Turn	Total	Right	Thru	Left	U-Turn	Total	Right	Thru	Left	U-Turn	Total	
2:15 PM	0	4	0	0	4	1	0	0	0	1	0	4	1	0	5	0	1	0	0	1	11
2:20 PM	0	1	1	0	2	0	0	0	0	0	0	2	0	0	2	0	0	0	0	0	4
2:25 PM	0	2	0	0	2	1	0	1	0	2	0	0	0	0	0	0	0	0	0	0	4
2:30 PM	0	1	0	0	1	0	0	0	0	0	0	1	0	0	1	1	1	0	0	2	4
<b>Total Volume</b>	<b>0</b>	<b>8</b>	<b>1</b>	<b>0</b>	<b>9</b>	<b>2</b>	<b>0</b>	<b>1</b>	<b>0</b>	<b>3</b>	<b>0</b>	<b>7</b>	<b>1</b>	<b>0</b>	<b>8</b>	<b>1</b>	<b>2</b>	<b>0</b>	<b>0</b>	<b>3</b>	<b>23</b>
% Approach Total	0.0	88.9	11.1	0.0		66.7	0.0	33.3	0.0		0.0	87.5	12.5	0.0		33.3	66.7	0.0	0.0		
PHF	0.000	0.500	0.250	0.000	0.563	0.500	0.000	0.250	0.000	0.375	0.000	0.438	0.250	0.000	0.400	0.250	0.500	0.000	0.000	0.375	0.523
Entering Leg	0	8	1	0	9	2	0	1	0	3	0	7	1	0	8	1	2	0	0	3	23
Exiting Leg	9					3					10					1					23
<b>Total</b>	<b>18</b>					<b>6</b>					<b>18</b>					<b>4</b>					<b>46</b>

PDI File #: **229078 I**  
 Location: **N: Centre Street S: Spring Street**  
 Location: **E: Centre Street W: Temple Street**  
 City, State: **West Roxbury, MA**  
 Client: **Toole/T. Dennerlein**  
 Site Code: **6131 Task 2**  
 Count Date: **Thursday, January 12, 2023**  
 Start Time: **7:00 AM**  
 End Time: **7:00 PM**  
 Class: **Articulated Trucks**



**Articulated Trucks**

	Centre Street					Centre Street					Spring Street					Temple Street					Total
	from North					from East					from South					from West					
	Right	Thru	Left	U-Turn	Total	Right	Thru	Left	U-Turn	Total	Right	Thru	Left	U-Turn	Total	Right	Thru	Left	U-Turn	Total	
7:00 AM	0	0	0	0	0	0	0	0	0	0	0	1	0	0	1	0	0	0	0	0	1
7:15 AM	0	0	0	0	0	1	0	0	0	1	0	2	0	0	2	0	0	0	0	0	3
7:30 AM	0	0	0	0	0	1	0	0	0	1	0	0	0	0	0	0	0	0	0	0	1
7:45 AM	0	0	1	0	1	0	0	0	0	0	0	0	0	0	0	0	0	0	0	0	1
Total	0	0	1	0	1	2	0	0	0	2	0	3	0	0	3	0	0	0	0	0	6
8:00 AM	0	0	0	0	0	0	0	0	0	0	0	1	0	0	1	0	0	0	0	0	1
8:15 AM	0	0	0	0	0	0	0	0	0	0	0	0	0	0	0	0	0	0	0	0	0
8:30 AM	0	0	0	0	0	1	0	0	0	1	0	0	0	0	0	0	0	0	0	0	1
8:45 AM	0	2	1	0	3	3	0	0	0	3	1	2	0	0	3	0	0	0	0	0	9
Total	0	2	1	0	3	4	0	0	0	4	1	3	0	0	4	0	0	0	0	0	11
9:00 AM	0	0	0	0	0	0	0	1	0	1	0	2	0	0	2	0	0	0	0	0	3
9:15 AM	0	0	0	0	0	0	0	1	0	1	0	1	0	0	1	0	0	0	0	0	2
9:30 AM	0	0	0	0	0	0	0	0	0	0	0	0	0	0	0	0	0	0	0	0	0
9:45 AM	0	0	0	0	0	0	0	0	0	0	0	0	0	0	0	0	0	0	0	0	0
Total	0	0	0	0	0	0	0	2	0	2	0	3	0	0	3	0	0	0	0	0	5
10:00 AM	0	2	0	0	2	0	0	0	0	0	0	0	0	0	0	0	0	0	0	0	2
10:15 AM	0	1	0	0	1	0	0	0	0	0	0	0	0	0	0	0	0	0	0	0	1
10:30 AM	0	1	0	0	1	0	0	0	0	0	1	0	0	0	1	0	0	0	0	0	2
10:45 AM	0	0	0	0	0	0	0	1	0	1	0	0	0	0	0	0	0	0	0	0	1
Total	0	4	0	0	4	0	0	1	0	1	1	0	0	0	1	0	0	0	0	0	6
11:00 AM	0	0	0	0	0	0	0	0	0	0	0	0	0	0	0	0	0	0	0	0	0
11:15 AM	0	1	0	0	1	0	0	0	0	0	0	0	0	0	0	0	0	0	0	0	1
11:30 AM	0	0	0	0	0	0	0	0	0	0	0	0	0	0	0	0	0	0	0	0	0
11:45 AM	0	0	0	0	0	0	0	0	0	0	0	0	0	0	0	0	0	0	0	0	0
Total	0	1	0	0	1	0	0	0	0	0	0	0	0	0	0	0	0	0	0	0	1
12:00 PM	0	0	0	0	0	0	0	0	0	0	0	0	0	0	0	0	0	0	0	0	0
12:15 PM	0	1	0	0	1	0	0	0	0	0	0	0	0	0	0	0	0	0	0	0	1
12:30 PM	0	0	0	0	0	0	0	0	0	0	0	0	0	0	0	0	0	0	0	0	0
12:45 PM	0	0	0	0	0	0	0	1	0	1	1	0	0	0	1	0	0	0	0	0	2
Total	0	1	0	0	1	0	0	1	0	1	1	0	0	0	1	0	0	0	0	0	3
1:00 PM	0	0	0	0	0	0	0	0	0	0	0	0	0	0	0	0	0	0	0	0	0
1:15 PM	0	1	0	0	1	0	0	0	0	0	0	0	0	0	0	0	0	0	0	0	1
1:30 PM	0	1	0	0	1	0	0	0	0	0	0	1	0	0	1	0	0	0	0	0	2
1:45 PM	0	0	0	0	0	0	0	0	0	0	0	0	0	0	0	0	0	0	0	0	0
Total	0	2	0	0	2	0	0	0	0	0	0	1	0	0	1	0	0	0	0	0	3
2:00 PM	0	0	0	0	0	0	0	0	0	0	0	0	0	0	0	0	0	0	0	0	0
2:15 PM	0	0	0	0	0	0	0	0	0	0	0	0	0	0	0	0	0	0	0	0	0
2:30 PM	0	0	0	0	0	0	0	0	0	0	0	0	0	0	0	0	0	0	0	0	0
2:45 PM	0	0	1	0	1	0	0	0	0	0	0	0	0	0	0	0	0	0	0	0	1
Total	0	0	1	0	1	0	0	0	0	0	0	0	0	0	0	0	0	0	0	0	1
3:00 PM	0	0	0	0	0	0	0	0	0	0	0	0	0	0	0	0	0	0	0	0	0
3:15 PM	0	0	0	0	0	0	0	0	0	0	0	1	0	0	1	0	0	0	0	0	1
3:30 PM	0	1	0	0	1	0	0	0	0	0	0	1	0	0	1	0	0	0	0	0	2
3:45 PM	0	0	1	0	1	0	0	0	0	0	0	0	0	0	0	0	0	0	0	0	1
Total	0	1	1	0	2	0	0	0	0	0	0	2	0	0	2	0	0	0	0	0	4
4:00 PM	0	0	2	0	2	0	0	0	0	0	0	0	0	0	0	0	0	0	0	0	2
4:15 PM	0	0	0	0	0	0	0	0	0	0	0	0	0	0	0	0	0	0	0	0	0
4:30 PM	0	1	0	0	1	0	0	0	0	0	0	0	0	0	0	0	0	0	0	0	1
4:45 PM	0	1	0	0	1	0	0	0	0	0	0	0	0	0	0	0	0	0	0	0	1
Total	0	2	2	0	4	0	0	0	0	0	0	0	0	0	0	0	0	0	0	0	4
5:00 PM	0	1	0	0	1	0	0	0	0	0	0	0	0	0	0	0	0	0	0	0	1
5:15 PM	0	0	0	0	0	0	0	0	0	0	0	0	0	0	0	0	0	0	0	0	0
5:30 PM	0	0	0	0	0	0	0	0	0	0	0	0	0	0	0	0	0	0	0	0	0
5:45 PM	0	0	0	0	0	0	0	0	0	0	0	0	0	0	0	0	0	0	0	0	0
Total	0	1	0	0	1	0	0	0	0	0	0	0	0	0	0	0	0	0	0	0	1
6:00 PM	0	0	0	0	0	0	0	0	0	0	0	0	0	0	0	0	0	0	0	0	0
6:15 PM	0	0	0	0	0	0	0	0	0	0	0	0	0	0	0	0	0	0	0	0	0

PDI File #: **229078 I**  
 Location: **N: Centre Street S: Spring Street**  
 Location: **E: Centre Street W: Temple Street**  
 City, State: **West Roxbury, MA**  
 Client: **Toole/T. Dennerlein**  
 Site Code: **6131 Task 2**  
 Count Date: **Thursday, January 12, 2023**  
 Start Time: **7:00 AM**  
 End Time: **7:00 PM**  
 Class:



### Articulated Trucks

	Centre Street					Centre Street					Spring Street					Temple Street					Total
	from North					from East					from South					from West					
	Right	Thru	Left	U-Turn	Total	Right	Thru	Left	U-Turn	Total	Right	Thru	Left	U-Turn	Total	Right	Thru	Left	U-Turn	Total	
6:30 PM	0	0	0	0	0	0	0	0	0	0	0	0	0	0	0	0	0	0	0	0	0
6:45 PM	0	0	0	0	0	0	0	0	0	0	0	0	0	0	0	0	0	0	0	0	0
Total	0	0	0	0	0	0	0	0	0	0	0	0	0	0	0	0	0	0	0	0	0
Grand Total	0	14	6	0	20	6	0	4	0	10	3	12	0	0	15	0	0	0	0	0	45
Approach %	0.0	70.0	30.0	0.0		60.0	0.0	40.0	0.0		20.0	80.0	0.0	0.0		0.0	0.0	0.0	0.0		
Total %	0.0	31.1	13.3	0.0	44.4	13.3	0.0	8.9	0.0	22.2	6.7	26.7	0.0	0.0	33.3	0.0	0.0	0.0	0.0	0.0	
Exiting Leg Total	18					9					18					0					45

#### AM Peak Hour Analysis from 07:00 AM to 10:00 AM begins at:

	Centre Street					Centre Street					Spring Street					Temple Street					Total
	from North					from East					from South					from West					
	Right	Thru	Left	U-Turn	Total	Right	Thru	Left	U-Turn	Total	Right	Thru	Left	U-Turn	Total	Right	Thru	Left	U-Turn	Total	
8:30 AM	0	0	0	0	0	1	0	0	0	1	0	0	0	0	0	0	0	0	0	0	0
8:45 AM	0	2	1	0	3	3	0	0	0	3	1	2	0	0	3	0	0	0	0	0	9
9:00 AM	0	0	0	0	0	0	0	1	0	1	0	2	0	0	2	0	0	0	0	0	3
9:15 AM	0	0	0	0	0	0	0	1	0	1	0	1	0	0	1	0	0	0	0	0	2
Total Volume	0	2	1	0	3	4	0	2	0	6	1	5	0	0	6	0	0	0	0	0	15
% Approach Total	0.0	66.7	33.3	0.0		66.7	0.0	33.3	0.0		16.7	83.3	0.0	0.0		0.0	0.0	0.0	0.0		
PHF	0.000	0.250	0.250	0.000	0.250	0.333	0.000	0.500	0.000	0.500	0.250	0.625	0.000	0.000	0.500	0.000	0.000	0.000	0.000	0.000	0.417
Entering Leg	0	2	1	0	3	4	0	2	0	6	1	5	0	0	6	0	0	0	0	0	15
Exiting Leg	9					2					4					0					15
Total	12					8					10					0					30

#### MidDay Peak Hour Analysis from 10:00 AM to 2:00 PM begins at:

	Centre Street					Centre Street					Spring Street					Temple Street					Total
	from North					from East					from South					from West					
	Right	Thru	Left	U-Turn	Total	Right	Thru	Left	U-Turn	Total	Right	Thru	Left	U-Turn	Total	Right	Thru	Left	U-Turn	Total	
10:00 AM	0	2	0	0	2	0	0	0	0	0	0	0	0	0	0	0	0	0	0	0	2
10:15 AM	0	1	0	0	1	0	0	0	0	0	0	0	0	0	0	0	0	0	0	0	1
10:30 AM	0	1	0	0	1	0	0	0	0	0	1	0	0	0	1	0	0	0	0	0	2
10:45 AM	0	0	0	0	0	0	0	1	0	1	0	0	0	0	0	0	0	0	0	0	1
Total Volume	0	4	0	0	4	0	0	1	0	1	1	0	0	0	1	0	0	0	0	0	6
% Approach Total	0.0	100.0	0.0	0.0		0.0	0.0	100.0	0.0		100.0	0.0	0.0	0.0		0.0	0.0	0.0	0.0		
PHF	0.000	0.500	0.000	0.000	0.500	0.000	0.000	0.250	0.000	0.250	0.250	0.000	0.000	0.000	0.250	0.000	0.000	0.000	0.000	0.000	0.750
Entering Leg	0	4	0	0	4	0	0	1	0	1	1	0	0	0	1	0	0	0	0	0	6
Exiting Leg	0					1					5					0					6
Total	4					2					6					0					12

#### PM Peak Hour Analysis from 2:00 PM to 07:00 PM begins at:

	Centre Street					Centre Street					Spring Street					Temple Street					Total
	from North					from East					from South					from West					
	Right	Thru	Left	U-Turn	Total	Right	Thru	Left	U-Turn	Total	Right	Thru	Left	U-Turn	Total	Right	Thru	Left	U-Turn	Total	
3:15 PM	0	0	0	0	0	0	0	0	0	0	0	1	0	0	1	0	0	0	0	0	1
3:30 PM	0	1	0	0	1	0	0	0	0	0	0	1	0	0	1	0	0	0	0	0	2
3:45 PM	0	0	1	0	1	0	0	0	0	0	0	0	0	0	0	0	0	0	0	0	1
4:00 PM	0	0	2	0	2	0	0	0	0	0	0	0	0	0	0	0	0	0	0	0	2
Total Volume	0	1	3	0	4	0	0	0	0	0	0	2	0	0	2	0	0	0	0	0	6
% Approach Total	0.0	25.0	75.0	0.0		0.0	0.0	0.0	0.0		0.0	100.0	0.0	0.0		0.0	0.0	0.0	0.0		
PHF	0.000	0.250	0.375	0.000	0.500	0.000	0.000	0.000	0.000	0.000	0.000	0.500	0.000	0.000	0.500	0.000	0.000	0.000	0.000	0.000	0.750
Entering Leg	0	1	3	0	4	0	0	0	0	0	0	2	0	0	2	0	0	0	0	0	6
Exiting Leg	2					3					1					0					6
Total	6					3					3					0					12



PDI File #: **229078 I**  
 Location: **N: Centre Street S: Spring Street**  
 Location: **E: Centre Street W: Temple Street**  
 City, State: **West Roxbury, MA**  
 Client: **Toole/T. Dennerlein**  
 Site Code: **6131 Task 2**  
 Count Date: **Thursday, January 12, 2023**  
 Start Time: **7:00 AM**  
 End Time: **7:00 PM**  
 Class:



### Bicycles (on Roadway and Crosswalks)

	Centre Street							Centre Street							Spring Street							Temple Street								
	from North							from East							from South							from West								
	Right	Thru	Left	U-Turn	CW-EB	CW-WB	Total	Right	Thru	Left	U-Turn	CW-SB	CW-NB	Total	Right	Thru	Left	U-Turn	CW-WB	CW-EB	Total	Right	Thru	Left	U-Turn	CW-NB	CW-SB	Total	Total	
7:00 AM	0	0	0	0	0	0	0	0	0	0	0	0	0	0	0	0	0	0	0	0	0	0	0	0	0	0	0	1	1	1
7:15 AM	0	0	0	0	0	0	0	0	0	0	0	0	0	0	0	0	0	0	0	0	0	0	0	0	0	0	0	0	0	0
7:30 AM	0	0	0	0	0	0	0	0	0	0	0	0	0	0	0	0	0	0	0	0	0	0	0	0	0	0	0	0	0	0
7:45 AM	0	0	0	0	0	0	0	0	0	0	0	0	0	0	0	0	0	0	0	0	0	0	0	0	0	0	0	0	0	0
Total	0	0	0	0	0	0	0	0	0	0	0	0	0	0	0	0	0	0	0	0	0	0	0	0	0	0	1	1	1	
8:00 AM	0	0	0	0	0	0	0	0	0	0	0	0	0	0	0	0	0	0	0	0	0	0	0	0	0	0	0	0	0	0
8:15 AM	0	0	0	0	0	0	0	0	0	0	0	0	1	1	0	0	0	0	0	0	0	0	0	0	0	0	0	0	0	1
8:30 AM	0	0	0	0	0	0	0	0	0	0	0	0	0	0	0	0	0	0	0	0	0	0	0	0	0	0	0	0	0	0
8:45 AM	0	0	0	0	0	0	0	0	0	0	0	0	0	0	0	0	0	0	0	0	0	0	0	0	0	0	0	0	0	0
Total	0	0	0	0	0	0	0	0	0	0	0	0	1	1	0	0	0	0	0	0	0	0	0	0	0	0	0	0	0	1
9:00 AM	0	0	0	0	0	0	0	0	0	0	0	0	0	0	0	0	0	0	0	0	0	0	0	0	0	0	0	0	0	0
9:15 AM	0	0	0	0	0	0	0	0	0	0	0	0	0	0	0	0	0	0	0	0	0	0	0	0	0	0	0	0	0	0
9:30 AM	0	0	0	0	0	0	0	0	0	0	0	0	1	1	0	0	0	0	0	0	0	0	0	0	0	0	0	0	0	1
9:45 AM	0	0	0	0	0	0	0	0	0	0	0	0	1	1	0	0	0	0	0	0	0	0	0	0	0	0	0	0	0	0
Total	0	0	0	0	0	0	0	0	0	0	0	0	1	1	0	0	0	0	0	0	0	0	0	0	0	0	0	0	0	1
10:00 AM	0	0	0	0	0	0	0	0	0	0	0	0	0	0	0	0	0	0	0	0	0	0	0	0	0	0	1	1	1	1
10:15 AM	0	0	0	0	0	0	0	0	0	0	0	0	0	0	0	0	0	0	0	0	0	0	0	0	0	0	0	0	0	0
10:30 AM	0	0	0	0	0	0	0	0	0	0	0	1	0	1	0	0	0	0	0	0	0	0	0	0	0	0	0	0	0	1
10:45 AM	0	0	0	0	0	0	0	0	0	0	0	0	0	0	0	0	0	0	0	0	0	0	0	0	0	0	0	0	0	0
Total	0	0	0	0	0	0	0	0	0	0	0	1	0	1	0	0	0	0	0	0	0	0	0	0	0	0	1	1	2	2
11:00 AM	0	0	0	0	0	0	0	0	0	0	0	0	0	0	0	0	0	0	0	0	0	0	0	0	0	0	0	0	0	0
11:15 AM	0	0	0	0	0	0	0	0	0	0	0	0	0	0	0	0	0	0	0	0	0	0	0	0	0	0	0	0	0	0
11:30 AM	0	0	0	0	0	0	0	0	0	0	0	0	0	0	0	0	0	0	0	0	0	0	0	0	0	0	0	0	0	0
11:45 AM	0	0	0	0	0	0	0	0	0	0	0	0	0	0	0	0	0	0	0	0	0	0	0	0	0	0	0	0	0	0
Total	0	0	0	0	0	0	0	0	0	0	0	0	0	0	0	0	0	0	0	0	0	0	0	0	0	0	0	0	0	0
12:00 PM	0	0	0	0	0	0	0	0	0	0	0	0	0	0	0	0	0	0	0	0	0	0	0	0	0	0	0	0	0	0
12:15 PM	0	0	0	0	0	0	0	0	0	0	0	0	0	0	0	0	0	0	0	0	0	0	0	0	0	0	0	0	0	0
12:30 PM	0	0	0	0	0	0	0	0	0	0	0	0	0	0	0	0	0	0	0	0	0	0	0	0	0	0	1	1	1	1
12:45 PM	0	0	0	0	0	0	0	0	0	0	0	0	0	0	0	0	0	0	0	0	0	0	0	0	0	0	0	0	0	0
Total	0	0	0	0	0	0	0	0	0	0	0	0	0	0	0	0	0	0	0	0	0	0	0	0	0	0	1	1	1	1
1:00 PM	0	0	0	0	0	0	0	0	0	0	0	0	0	0	0	0	0	0	0	0	0	0	0	0	0	0	0	0	0	0
1:15 PM	0	0	0	0	0	0	0	0	0	0	0	0	1	2	0	0	0	0	0	0	0	0	0	0	0	0	0	0	0	2
1:30 PM	0	0	0	0	0	0	0	0	0	0	0	0	0	0	0	0	0	0	0	0	0	0	0	0	0	0	0	0	0	0
1:45 PM	0	0	0	0	0	0	0	0	0	0	0	0	0	0	0	0	0	0	0	0	0	0	0	0	0	0	0	0	0	0
Total	0	0	0	0	0	0	0	0	1	0	0	0	1	2	0	0	0	0	0	0	0	0	0	0	0	0	0	0	0	2
2:00 PM	0	0	0	0	0	0	0	0	0	0	0	0	0	0	0	0	0	0	0	0	0	0	0	0	0	0	0	0	0	0
2:15 PM	0	0	0	0	0	0	0	0	0	0	0	0	0	0	0	0	0	0	0	0	0	0	0	0	0	0	0	0	0	0
2:30 PM	0	0	0	0	0	0	0	0	0	0	0	0	0	0	0	0	0	0	0	0	0	0	0	0	0	0	0	0	0	0
2:45 PM	0	0	0	0	0	0	0	0	0	0	0	0	0	0	0	0	0	0	0	0	0	0	0	0	0	0	0	0	0	0
Total	0	0	0	0	0	0	0	0	0	0	0	0	0	0	0	0	0	0	0	0	0	0	0	0	0	0	0	0	0	0
3:00 PM	0	0	0	0	0	0	0	0	0	0	0	0	0	0	0	0	0	0	0	0	0	0	0	0	0	0	0	0	0	0
3:15 PM	0	0	0	0	0	0	0	0	0	0	0	0	0	0	0	1	0	0	0	0	0	0	1	0	0	0	0	0	0	1
3:30 PM	0	1	0	0	0	0	1	0	0	0	0	0	0	0	0	0	0	0	0	0	0	0	0	0	0	0	0	0	1	1
3:45 PM	0	0	0	0	0	0	0	0	0	0	0	0	0	0	0	0	0	0	0	0	0	0	0	0	0	0	0	0	0	0
Total	0	1	0	0	0	0	1	0	0	0	0	0	0	0	0	1	0	0	0	0	0	0	1	0	0	0	0	0	0	2
4:00 PM	0	1	0	0	0	0	1	0	0	0	0	0	1	1	0	0	0	0	0	0	0	0	0	0	0	0	0	0	0	2
4:15 PM	0	0	0	0	0	0	0	0	0	0	0	0	0	0	0	1	0	0	0	0	0	1	0	0	0	0	0	0	0	1
4:30 PM	0	0	0	0	0	0	0	0	0	0	0	0	0	0	0	0	0	0	0	0	0	0	0	0	0	0	0	0	0	0
4:45 PM	0	0	0	0	0	0	0	0	0	0	0	0	0	0	0	0	0	0	0	0	0	0	0	0	0	0	0	0	0	0
Total	0	1	0	0	0	0	1	0	0	0	0	0	1	1	0	1	0	0	0	0	0	1	0	0	0	0	0	0	0	3
5:00 PM	0	0	0	0	0	0	0	0	0	0	0	0	0	0	0	0	0	0	0	0	0	0	0	0	0	0	0	0	0	0
5:15 PM	0	0	0	0	0	0	0	0	0	0	0	0	0	0	0	0	0	0	0	0	0	0	0	0	0	0	0	0	0	0
5:30 PM	0	0	0	0	0	0	0	0	0	0	0	0	0	0	0	0	0	0	0	0	0	0	0	0	0	0	0	0	0	0
5:45 PM	0	0	0	0	0	0	0	0	0	0	0	0	0	0	0	0	0	0	0	0	0	0	0	0	0	0	0	0	0	0
Total	0	0	0	0	0	0	0	0	0	0	0	0	0	0	0	0	0	0	0	0	0	0	0	0	0	0	0	0	0	0
6:00 PM	0	0	0	0	0	0	0	0	0	0	0	0	0	0	0	0	0	0	0	0	0	0	0	0	0	0	0	0	0	0
6:15 PM	0	0	0	0	0	0	0	0	0	0	0	0	0	0	0	0	0	0	0	0	0	0	0	0	0	0	0	0	0	0

PDI File #: 229078 I

Location: N: Centre Street S: Spring Street

Location: E: Centre Street W: Temple Street

City, State: West Roxbury, MA

Client: Toole/T. Dennerlein

Site Code: 6131 Task 2

Count Date: Thursday, January 12, 2023

Start Time: 7:00 AM

End Time: 7:00 PM

Class:



**Bicycles (on Roadway and Crosswalks)**

	Centre Street								Centre Street								Spring Street								Temple Street								Total	
	from North								from East								from South								from West									
	Right	Thru	Left	U-Turn	CW-EB	CW-WB	Total		Right	Thru	Left	U-Turn	CW-SB	CW-NB	Total		Right	Thru	Left	U-Turn	CW-WB	CW-EB	Total		Right	Thru	Left	U-Turn	CW-NB	CW-SB	Total			
6:30 PM	0	0	0	0	0	0	0	0	0	0	0	0	0	0	0	0	0	0	0	0	0	0	0	0	0	0	0	0	0	0	0	0		
6:45 PM	0	0	0	0	0	0	0	0	0	0	0	0	0	0	0	0	0	0	0	0	0	0	0	0	0	0	0	0	0	0	0	0		
Total	0	0	0	0	0	0	0	0	0	0	0	0	0	0	0	0	0	0	0	0	0	0	0	0	0	0	0	0	0	0	0	0		
<b>Grand Total</b>	0	2	0	0	0	0	2	2	1	0	0	0	1	4	6	6	0	2	0	0	0	0	0	2	2	0	0	0	0	0	3	3	3	13
<b>Approach %</b>	0.0	100.0	0.0	0.0	0.0	0.0	0.0	0.0	16.7	0.0	0.0	0.0	16.7	66.7	66.7	0.0	100.0	0.0	0.0	0.0	0.0	0.0	0.0	0.0	0.0	0.0	0.0	0.0	0.0	100.0	100.0			
<b>Total %</b>	0.0	15.4	0.0	0.0	0.0	0.0	15.4	15.4	7.7	0.0	0.0	0.0	7.7	30.8	46.2	46.2	0.0	15.4	0.0	0.0	0.0	0.0	0.0	15.4	15.4	0.0	0.0	0.0	0.0	0.0	23.1	23.1		
Exiting Leg Total	3								5								2								3								13	

AM Peak Hour Analysis from 07:00 AM to 10:00 AM begins at:

	Centre Street								Centre Street								Spring Street								Temple Street								Total
	from North								from East								from South								from West								
	Right	Thru	Left	U-Turn	CW-EB	CW-WB	Total		Right	Thru	Left	U-Turn	CW-SB	CW-NB	Total		Right	Thru	Left	U-Turn	CW-WB	CW-EB	Total		Right	Thru	Left	U-Turn	CW-NB	CW-SB	Total		
9:15 AM	0	0	0	0	0	0	0	0	0	0	0	0	0	0	0	0	0	0	0	0	0	0	0	0	0	0	0	0	0	0	0	0	
9:15 AM	0	0	0	0	0	0	0	0	0	0	0	0	0	1	1	1	0	0	0	0	0	0	0	0	0	0	0	0	0	0	0	1	
9:30 AM	0	0	0	0	0	0	0	0	0	0	0	0	0	0	0	0	0	0	0	0	0	0	0	0	0	0	0	0	0	0	0	0	
9:45 AM	0	0	0	0	0	0	0	0	0	0	0	0	0	0	0	0	0	0	0	0	0	0	0	0	0	0	0	0	0	0	0	0	
10:00 AM	0	0	0	0	0	0	0	0	0	0	0	0	0	0	0	0	0	0	0	0	0	0	0	0	0	0	0	1	1	1	1		
<b>Total Volume</b>	0	0	0	0	0	0	0	0	0	0	0	0	0	1	1	1	0	0	0	0	0	0	0	0	0	0	0	0	1	1	2		
<b>% Approach Total</b>	0.0	0.0	0.0	0.0	0.0	0.0	0.0	0.0	0.0	0.0	0.0	0.0	0.0	100.0	100.0	0.0	0.0	0.0	0.0	0.0	0.0	0.0	0.0	0.0	0.0	0.0	0.0	100.0	100.0				
PHF	0.000	0.000	0.000	0.000	0.000	0.000	0.000	0.000	0.000	0.000	0.000	0.000	0.000	0.250	0.250	0.250	0.000	0.000	0.000	0.000	0.000	0.000	0.000	0.000	0.000	0.000	0.000	0.250	0.250	0.500			
Entering Leg	0	0	0	0	0	0	0	0	0	0	0	0	0	1	1	1	0	0	0	0	0	0	0	0	0	0	0	1	1	2			
Exiting Leg	0								1								0								1								2
<b>Total</b>	0								2								0								2								4

MidDay Peak Hour Analysis from 10:00 AM to 2:00 PM begins at:

	Centre Street								Centre Street								Spring Street								Temple Street								Total
	from North								from East								from South								from West								
	Right	Thru	Left	U-Turn	CW-EB	CW-WB	Total		Right	Thru	Left	U-Turn	CW-SB	CW-NB	Total		Right	Thru	Left	U-Turn	CW-WB	CW-EB	Total		Right	Thru	Left	U-Turn	CW-NB	CW-SB	Total		
12:30 PM	0	0	0	0	0	0	0	0	0	0	0	0	0	0	0	0	0	0	0	0	0	0	0	0	0	0	0	0	0	0	0	0	
12:30 PM	0	0	0	0	0	0	0	0	0	0	0	0	0	0	0	0	0	0	0	0	0	0	0	0	0	0	0	0	0	0	0	0	
12:45 PM	0	0	0	0	0	0	0	0	0	0	0	0	0	0	0	0	0	0	0	0	0	0	0	0	0	0	0	0	0	0	0	0	
1:00 PM	0	0	0	0	0	0	0	0	0	0	0	0	0	0	0	0	0	0	0	0	0	0	0	0	0	0	0	0	0	0	0	0	
1:15 PM	0	0	0	0	0	0	0	0	1	0	0	0	0	1	2	2	0	0	0	0	0	0	0	0	0	0	0	0	0	0	0	2	
<b>Total Volume</b>	0	0	0	0	0	0	0	0	1	0	0	0	0	1	2	2	0	0	0	0	0	0	0	0	0	0	0	0	1	1	3		
<b>% Approach Total</b>	0.0	0.0	0.0	0.0	0.0	0.0	0.0	0.0	50.0	0.0	0.0	0.0	0.0	50.0	50.0	0.0	0.0	0.0	0.0	0.0	0.0	0.0	0.0	0.0	0.0	0.0	0.0	100.0	100.0				
PHF	0.000	0.000	0.000	0.000	0.000	0.000	0.000	0.000	0.250	0.000	0.000	0.000	0.000	0.250	0.250	0.250	0.000	0.000	0.000	0.000	0.000	0.000	0.000	0.000	0.000	0.000	0.000	0.250	0.250	0.375			
Entering Leg	0	0	0	0	0	0	0	0	1	0	0	0	0	1	2	2	0	0	0	0	0	0	0	0	0	0	0	1	1	3			
Exiting Leg	1								1								0								1								3
<b>Total</b>	1								3								0								2								6

PM Peak Hour Analysis from 2:00 PM to 07:00 PM begins at:

	Centre Street								Centre Street								Spring Street								Temple Street								Total		
	from North								from East								from South								from West										
	Right	Thru	Left	U-Turn	CW-EB	CW-WB	Total		Right	Thru	Left	U-Turn	CW-SB	CW-NB	Total		Right	Thru	Left	U-Turn	CW-WB	CW-EB	Total		Right	Thru	Left	U-Turn	CW-NB	CW-SB	Total				
3:15 PM	0	0	0	0	0	0	0	0	0	0	0	0	0	0	0	0	0	0	1	0	0	0	0	0	1	1	0	0	0	0	0	0	0	0	1
3:30 PM	0	1	0	0	0	0	1	1	0	0	0	0	0	0	0	0	0	0	0	0	0	0	0	0	0	0	0	0	0	0	0	1			
3:45 PM	0	0	0	0	0	0	0	0	0	0	0	0	0	0	0	0	0	0	0	0	0	0	0	0	0	0	0	0	0	0	0	0			
4:00 PM	0	1	0	0	0	0	1	1	0	0	0	0	0	1	1	1	0	0	0	0	0	0	0	0	0	0	0	0	0	0	0	2			
<b>Total Volume</b>	0	2	0	0	0	0	2	2	0	0	0	0	0	1	1	1	0	1	0	0	0	0	0	1	1	0	0	0	0	0	0	0	0	4	
<b>% Approach Total</b>	0.0	100.0	0.0	0.0	0.0	0.0	0.0	0.0	0.0	0.0	0.0	0.0	0.0	100.0	100.0	0.0	100.0	0.0	0.0	0.0	0.0	0.0	0.0	0.0	0.0	0.0	0.0	0.0	0.0	0.0					
PHF	0.000	0.500	0.000	0.000	0.000	0.000	0.500	0.500	0.000	0.000	0.000	0.000	0.000	0.250	0.250	0.250	0.000	0.250	0.000	0.000	0.000	0.000	0.000	0.250	0.250	0.000	0.000	0.000	0.000	0.000	0.000	0.000	0.000	0.500	
Entering Leg	0	2	0	0	0	0	2	2	0	0	0	0	0	1	1	1	0	1	0	0	0	0	0	1	1	0	0	0	0	0	0	0	0	4	
Exiting Leg	1								1								2								0								4		
<b>Total</b>	3								2								3								0								8		

PDI File #: **229078 I**  
 Location: **N: Centre Street S: Spring Street**  
 Location: **E: Centre Street W: Temple Street**  
 City, State: **West Roxbury, MA**  
 Client: **Toole/T. Dennerlein**  
 Site Code: **6131 Task 2**  
 Count Date: **Thursday, January 12, 2023**  
 Start Time: **7:00 AM**  
 End Time: **7:00 PM**  
 Class:



**Pedestrians**

	Centre Street							Centre Street							Spring Street							Temple Street							Total
	from North							from East							from South							from West							
	Right	Thru	Left	U-Turn	CW-EB	CW-WB	Total	Right	Thru	Left	U-Turn	CW-SB	CW-NB	Total	Right	Thru	Left	U-Turn	CW-WB	CW-EB	Total	Right	Thru	Left	U-Turn	CW-NB	CW-SB	Total	
7:00 AM	0	0	0	0	0	0	0	0	0	0	0	1	0	1	0	0	0	0	1	0	0	0	0	0	1	1	3		
7:15 AM	0	0	0	0	0	0	0	0	0	0	0	1	0	1	0	0	0	0	1	0	0	0	0	2	2	4	6		
7:30 AM	0	0	0	0	1	0	1	0	0	0	0	1	1	2	0	0	0	0	0	0	0	0	0	1	0	1	4		
7:45 AM	0	0	0	0	1	0	1	0	0	0	0	0	0	0	0	0	0	0	0	0	0	0	1	3	4	5			
Total	0	0	0	0	2	0	2	0	0	0	0	3	1	4	0	0	0	0	2	0	2	0	0	4	6	10	18		
8:00 AM	0	0	0	0	0	0	0	0	0	0	0	1	1	2	0	0	0	0	0	1	1	0	0	2	0	2	5		
8:15 AM	0	0	0	0	0	0	0	0	0	0	0	0	0	0	0	0	0	0	0	0	0	0	0	1	0	1	1		
8:30 AM	0	0	0	0	0	0	0	0	0	0	0	0	0	0	0	0	0	0	0	0	0	0	0	1	2	3	3		
8:45 AM	0	0	0	0	0	0	0	0	0	0	0	1	1	2	0	0	0	0	0	1	1	0	0	0	2	2	5		
Total	0	0	0	0	0	0	0	0	0	0	0	2	2	4	0	0	0	0	0	2	2	0	0	4	4	8	14		
9:00 AM	0	0	0	0	0	0	0	0	0	0	0	0	0	0	0	0	0	0	0	0	0	0	2	1	3	3			
9:15 AM	0	0	0	0	0	0	0	0	0	0	0	0	0	0	0	0	0	0	0	0	0	0	0	1	1	1	1		
9:30 AM	0	0	0	0	0	0	0	0	0	0	0	0	0	0	0	0	0	0	0	0	0	0	3	4	7	7			
9:45 AM	0	0	0	0	1	0	1	0	0	0	0	1	2	3	0	0	0	0	0	0	0	0	0	0	1	1	5		
Total	0	0	0	0	1	0	1	0	0	0	0	1	2	3	0	0	0	0	0	0	0	0	5	7	12	16			
10:00 AM	0	0	0	0	1	0	1	0	0	0	0	1	0	1	0	0	0	0	0	0	0	0	2	0	2	4			
10:15 AM	0	0	0	0	1	0	1	0	0	0	0	0	1	1	0	0	0	0	0	0	0	0	1	2	3	5			
10:30 AM	0	0	0	0	0	0	0	0	0	0	0	1	1	1	0	0	0	0	0	0	0	0	1	1	2	3			
10:45 AM	0	0	0	0	0	0	0	0	0	0	0	0	0	0	0	0	0	0	0	0	0	0	2	0	2	2			
Total	0	0	0	0	2	0	2	0	0	0	0	1	2	3	0	0	0	0	0	0	0	0	6	3	9	14			
11:00 AM	0	0	0	0	0	0	0	0	0	0	0	0	0	0	0	0	0	0	0	0	0	1	0	1	1				
11:15 AM	0	0	0	0	0	0	0	0	0	0	0	0	0	0	0	0	0	0	0	0	0	0	2	0	2	2			
11:30 AM	0	0	0	0	0	0	0	0	0	0	0	0	0	0	0	0	0	0	0	0	0	0	0	0	0	0	0		
11:45 AM	0	0	0	0	0	0	0	0	0	0	0	3	3	3	0	0	0	0	0	0	0	0	2	3	5	8			
Total	0	0	0	0	0	0	0	0	0	0	0	3	3	3	0	0	0	0	0	0	0	0	5	3	8	11			
12:00 PM	0	0	0	0	0	0	0	0	0	0	0	0	0	0	0	0	0	0	0	0	0	0	0	0	0	0	0		
12:15 PM	0	0	0	0	1	0	1	0	0	0	0	1	0	1	0	0	0	0	0	0	0	0	2	5	7	9			
12:30 PM	0	0	0	0	0	0	0	0	0	0	0	0	0	0	0	0	0	1	1	0	0	0	0	3	3	4			
12:45 PM	0	0	0	0	0	0	0	0	0	0	0	0	0	0	0	0	0	0	0	0	0	0	0	0	0	0	0		
Total	0	0	0	0	1	0	1	0	0	0	0	1	0	1	0	0	0	1	1	0	0	0	2	8	10	13			
1:00 PM	0	0	0	0	0	0	0	0	0	0	1	1	2	0	0	0	0	0	0	0	0	2	5	7	9	9			
1:15 PM	0	0	0	0	0	0	0	0	0	0	1	1	2	0	0	0	0	0	1	1	0	0	0	0	0	3			
1:30 PM	0	0	0	0	0	0	0	0	0	0	0	0	0	0	0	0	0	0	0	0	0	0	0	0	0	0	0		
1:45 PM	0	0	0	0	0	0	0	0	0	0	0	1	1	1	0	0	0	0	0	0	0	0	2	2	2	3			
Total	0	0	0	0	0	0	0	0	0	0	2	3	5	0	0	0	0	0	1	1	0	0	2	7	9	15			
2:00 PM	0	0	0	0	0	0	0	0	0	0	0	0	0	0	0	0	0	0	0	0	0	2	0	2	2				
2:15 PM	0	0	0	0	0	0	0	0	0	0	1	0	1	0	0	0	0	0	0	0	0	1	3	4	5				
2:30 PM	0	0	0	0	0	0	0	0	0	0	2	1	3	0	0	0	0	1	1	2	0	0	0	2	1	3	8		
2:45 PM	0	0	0	0	0	4	4	0	0	0	0	0	0	0	0	0	0	0	0	0	0	1	1	2	6				
Total	0	0	0	0	0	4	4	0	0	0	3	1	4	0	0	0	0	1	1	2	0	0	0	6	5	11	21		
3:00 PM	0	0	0	0	0	0	0	0	0	0	2	2	0	0	0	0	0	2	2	0	0	0	2	1	3	7			
3:15 PM	0	0	0	0	0	0	0	0	0	0	0	0	0	0	0	0	9	9	0	0	0	0	0	3	3	12			
3:30 PM	0	0	0	0	0	0	0	0	0	0	2	2	0	0	0	0	2	2	0	0	0	0	3	11	14	18			
3:45 PM	0	0	0	0	1	0	1	0	0	0	0	1	1	0	0	0	0	0	0	0	0	2	1	3	5				
Total	0	0	0	0	1	0	1	0	0	0	0	5	5	0	0	0	0	13	13	0	0	0	0	7	16	23	42		
4:00 PM	0	0	0	0	0	0	0	0	0	0	2	2	0	0	0	0	0	0	0	0	0	2	1	3	5				
4:15 PM	0	0	0	0	0	0	0	0	0	0	0	1	1	0	0	0	0	0	0	0	0	2	1	3	4				
4:30 PM	0	0	0	0	1	0	1	0	0	0	2	1	3	0	0	0	0	2	2	0	0	0	0	4	4	10			
4:45 PM	0	0	0	0	0	0	0	0	0	0	0	1	1	0	0	0	0	2	1	3	0	0	0	4	3	7	11		
Total	0	0	0	0	1	0	1	0	0	0	2	5	7	0	0	0	0	2	3	5	0	0	0	8	9	17	30		
5:00 PM	0	0	0	0	2	0	2	0	0	0	0	0	0	0	0	0	0	0	0	0	0	3	7	10	12				
5:15 PM	0	0	0	0	0	0	0	0	0	0	1	3	4	0	0	0	0	0	0	0	0	1	0	1	5				
5:30 PM	0	0	0	0	0	0	0	0	0	0	0	0	0	0	0	0	0	0	0	0	0	0	3	3	3	3			
5:45 PM	0	0	0	0	0	0	0	0	0	0	1	2	3	0	0	0	0	0	1	1	0	0	1	1	2	6			
Total	0	0	0	0	2	0	2	0	0	0	2	5	7	0	0	0	0	0	1	1	0	0	5	11	16	26			
6:00 PM	0	0	0	0	0	0	0	0	0	0	0	0	0	0	0	0	1	0	1	0	0	0	1	3	4	5			
6:15 PM	0	0	0	0	0	2	2	0	0	0	1	0	1	0	0	0	0	1	0	1	0	0	1	5	6	10			

PDI File #: **229078 I**  
Location: **N: Centre Street S: Spring Street**  
Location: **E: Centre Street W: Temple Street**  
City, State: **West Roxbury, MA**  
Client: **Toole/T. Dennerlein**  
Site Code: **6131 Task 2**  
Count Date: **Thursday, January 12, 2023**  
Start Time: **7:00 AM**  
End Time: **7:00 PM**  
Class:



**Pedestrians**

	Centre Street								Centre Street								Spring Street								Temple Street								Total
	from North								from East								from South								from West								
	Right	Thru	Left	U-Turn	CW-EB	CW-WB	Total		Right	Thru	Left	U-Turn	CW-SB	CW-NB	Total		Right	Thru	Left	U-Turn	CW-WB	CW-EB	Total		Right	Thru	Left	U-Turn	CW-NB	CW-SB	Total		
6:30 PM	0	0	0	0	0	0	0	0	0	0	0	1	1	2		0	0	0	0	0	0	0		0	0	0	0	1	1	2		4	
6:45 PM	0	0	0	0	0	0	0	0	0	0	0	0	0	0		0	0	0	0	0	0	0		0	0	0	0	1	0	1		1	
<b>Total</b>	0	0	0	0	0	2	2	0	0	0	0	2	1	3		0	0	0	0	2	0	2		0	0	0	0	4	9	13		20	
Grand Total	0	0	0	0	10	6	16	0	0	0	0	19	30	49		0	0	0	0	7	22	29		0	0	0	0	58	88	146		240	
Approach %	0	0	0	0	62.5	37.5		0	0	0	0	38.8	61.2		0	0	0	0	24.1	75.9		0	0	0	0	39.7	60.3						
Total %	0	0	0	0	4.17	2.5	6.67	0	0	0	0	7.92	12.5	20.4		0	0	0	0	2.92	9.17	12.1		0	0	0	0	24.2	36.7	60.8			
Exiting Leg Total	16							49							29							146							240				

AM Peak Hour Analysis from 07:00 AM to 10:00 AM begins at:

	Centre Street								Centre Street								Spring Street								Temple Street								Total
	from North								from East								from South								from West								
	Right	Thru	Left	U-Turn	CW-EB	CW-WB	Total		Right	Thru	Left	U-Turn	CW-SB	CW-NB	Total		Right	Thru	Left	U-Turn	CW-WB	CW-EB	Total		Right	Thru	Left	U-Turn	CW-NB	CW-SB	Total		
9:30 AM	0	0	0	0	0	0	0	0	0	0	0	0	0	0		0	0	0	0	0	0	0		0	0	0	0	3	4	7		7	
9:45 AM	0	0	0	0	1	0	1	0	0	0	0	1	2	3		0	0	0	0	0	0	0		0	0	0	0	0	1	1		5	
10:00 AM	0	0	0	0	1	0	1	0	0	0	0	1	0	1		0	0	0	0	0	0	0		0	0	0	0	2	0	2		4	
10:15 AM	0	0	0	0	1	0	1	0	0	0	0	0	1	1		0	0	0	0	0	0	0		0	0	0	0	1	2	3		5	
Total Volume	0	0	0	0	3	0	3	0	0	0	0	2	3	5		0	0	0	0	0	0	0		0	0	0	0	6	7	13		21	
% Approach Total	0.0	0.0	0.0	0.0	100.0	0.0		0.0	0.0	0.0	0.0	40.0	60.0		0.0	0.0	0.0	0.0	0.0	0.0		0.0	0.0	0.0	0.0	46.2	53.8						
PHF	0.000	0.000	0.000	0.000	0.750	0.000	0.750	0.000	0.000	0.000	0.000	0.500	0.375	0.417		0.000	0.000	0.000	0.000	0.000	0.000	0.000		0.000	0.000	0.000	0.000	0.500	0.438	0.464		0.750	
Entering Leg	0	0	0	0	3	0	3	0	0	0	0	2	3	5		0	0	0	0	0	0	0		0	0	0	0	6	7	13		21	
Exiting Leg	3							5							0							13							21				
Total	6							10							0							26							42				

MidDay Peak Hour Analysis from 10:00 AM to 2:00 PM begins at:

	Centre Street								Centre Street								Spring Street								Temple Street								Total
	from North								from East								from South								from West								
	Right	Thru	Left	U-Turn	CW-EB	CW-WB	Total		Right	Thru	Left	U-Turn	CW-SB	CW-NB	Total		Right	Thru	Left	U-Turn	CW-WB	CW-EB	Total		Right	Thru	Left	U-Turn	CW-NB	CW-SB	Total		
12:15 PM	0	0	0	0	1	0	1	0	0	0	0	1	0	1		0	0	0	0	0	0	0		0	0	0	0	2	5	7		9	
12:30 PM	0	0	0	0	0	0	0	0	0	0	0	0	0	0		0	0	0	0	0	1	1		0	0	0	0	0	3	3		4	
12:45 PM	0	0	0	0	0	0	0	0	0	0	0	0	0	0		0	0	0	0	0	0	0		0	0	0	0	0	0	0		0	
1:00 PM	0	0	0	0	0	0	0	0	0	0	0	1	1	2		0	0	0	0	0	0	0		0	0	0	0	2	5	7		9	
Total Volume	0	0	0	0	1	0	1	0	0	0	0	2	1	3		0	0	0	0	0	1	1		0	0	0	0	4	13	17		22	
% Approach Total	0.0	0.0	0.0	0.0	100.0	0.0		0.0	0.0	0.0	0.0	66.7	33.3		0.0	0.0	0.0	0.0	0.0	100.0		0.0	0.0	0.0	0.0	23.5	76.5						
PHF	0.000	0.000	0.000	0.000	0.250	0.000	0.250	0.000	0.000	0.000	0.000	0.500	0.250	0.375		0.000	0.000	0.000	0.000	0.000	0.250	0.250		0.000	0.000	0.000	0.000	0.500	0.650	0.607		0.611	
Entering Leg	0	0	0	0	1	0	1	0	0	0	0	2	1	3		0	0	0	0	0	1	1		0	0	0	0	4	13	17		22	
Exiting Leg	1							3							1							17							22				
Total	2							6							2							34							44				

PM Peak Hour Analysis from 2:00 PM to 07:00 PM begins at:

	Centre Street								Centre Street								Spring Street								Temple Street								Total
	from North								from East								from South								from West								
	Right	Thru	Left	U-Turn	CW-EB	CW-WB	Total		Right	Thru	Left	U-Turn	CW-SB	CW-NB	Total		Right	Thru	Left	U-Turn	CW-WB	CW-EB	Total		Right	Thru	Left	U-Turn	CW-NB	CW-SB	Total		
2:45 PM	0	0	0	0	0	4	4	0	0	0	0	0	0	0		0	0	0	0	0	0	0		0	0	0	0	1	1	2		6	
3:00 PM	0	0	0	0	0	0	0	0	0	0	0	0	2	2		0	0	0	0	0	2	2		0	0	0	0	2	1	3		7	
3:15 PM	0	0	0	0	0	0	0	0	0	0	0	0	0	0		0	0	0	0	0	9	9		0	0	0	0	0	3	3		12	
3:30 PM	0	0	0	0	0	0	0	0	0	0	0	0	2	2		0	0	0	0	0	2	2		0	0	0	0	3	11	14		18	
Total Volume	0	0	0	0	0	4	4	0	0	0	0	0	4	4		0	0	0	0	0	13	13		0	0	0	0	6	16	22		43	
% Approach Total	0.0	0.0	0.0	0.0	0.0	100.0		0.0	0.0	0.0	0.0	0.0	100.0		0.0	0.0	0.0	0.0	0.0	100.0		0.0	0.0	0.0	0.0	27.3	72.7						
PHF	0.000	0.000	0.000	0.000	0.000	0.250	0.250	0.000	0.000	0.000	0.000	0.000	0.500	0.500		0.000	0.000	0.000	0.000	0.000	0.361	0.361		0.000	0.000	0.000	0.000	0.500	0.364	0.393		0.597	
Entering Leg	0	0	0	0	0	4	4	0	0	0	0	0	4	4		0	0	0	0	0	13	13		0	0	0	0	6	16	22		43	
Exiting Leg	4							4							13							22							43				
Total	8							8							26							44							86				

## ATTACHMENT C: PARKING GUIDELINES

---

## Parking and daylighting assumptions

### Existing parking supply

An estimate of the parking inventory was developed for each block using Google imagery, backed up by field observations for parking restrictions. The existing parking supply with assumptions are listed below.

- 18-foot min parking stalls throughout the corridor
- Parking restriction for all signed bus stops
- 10-foot parking restriction on either side of all fire hydrants
- Driveway, crosswalk, and intersection restrictions
  - 5-foot min parking restriction on either side of all driveways
  - 20-foot parking restriction adjacent to crosswalk unless signed otherwise
    - Per state law, motorists cannot park within 20' of a crosswalk
    - If a curb extension is present, existing parking is counted as starting after the end of curb extension unless signed otherwise
  - At intersection with a two-way street
    - 20-foot min parking restriction on either side of two-way streets unless signed otherwise
  - At intersection with a one-way street:
    - 20-foot parking restriction adjacent to a one-way street if vehicles are able to turn right
    - No parking restriction adjacent to a one-way street if right turns are restricted

### Proposed parking supply and daylighting design

Daylighting and parking supply for proposed design was determined using various assumptions which are listed below. In cases where multiple scenarios apply to a location (eg. a location that is an intersection and also has a crosswalk), the condition that allows for the larger minimum applies. In general, the design should meet all the minimums. Please note that the guidelines listed below apply to concept design but may be superseded by results from design vehicle turn simulations at a later design stage):

- 18-foot min parking stalls throughout the corridor
- Parking restriction for all signed bus stops (including proposed stop locations in the proposed design)
- 10-foot parking restriction on either side of all fire hydrants
- Driveway, intersection, and crosswalk restrictions
  - Note: the guidelines below provide minimum restrictions for parking. It is possible that the daylighting areas will be larger if an additional parking space (18-foot stall) cannot be gained when the minimums are followed.
  - At two-way driveways
    - Commercial driveways: 10-foot min parking restriction on either side (commercial driveways include driveways leading to multifamily housing, business centers); include far side no restriction
    - Smaller/Residential driveways: 5-foot min parking restriction on either side of driveway
  - At one-way driveways
    - Commercial driveways:

- 10-foot min parking restriction near side of driveway if vehicles can turn right into driveway; no parking restriction far side
      - Parking restriction ensures that there is enough visibility of people riding their bike from vehicles turning right into the driveway
    - 10-foot min parking restriction near side of driveway if vehicles are only able to pull out from the driveway to the main street (no right turns into driveway); no parking restriction far side
      - Parking restriction to ensure that a vehicle pulling out from the driveway can see oncoming vehicles from the major street
  - Smaller/residential driveways:
    - 5-foot min parking restriction near side of driveway; no parking restriction far side
- At two-way intersections
  - 40-foot min parking restriction on approach to/near side of intersecting street for vehicles to have clearer sightline of people bicycling when vehicles are turning right
  - No parking restriction at far-side of intersection
- At one-way intersections
  - If vehicles can turn right into one-way street: 40-foot min parking restriction on approach to/near side of intersecting street for vehicles to have clearer sightline of people bicycling when vehicles are turning right
  - If vehicles cannot turn right into one-way street: 10-foot min parking restriction on approach to/nearside of intersecting street for vehicles pulling out of the one-way street to be able to see oncoming vehicles on the major street
  - No parking restriction at far-side of intersection
- At locations with crosswalks
  - 20-foot min parking restriction on either side of a crosswalk
    - Per state law, motorists cannot park within 20' of a crosswalk. Signage and pavement markings can supplement and reinforce the parking restrictions required by state law<sup>1</sup>. Daylight areas should be provided on the near and far side of crosswalks since these are not legal parking spaces. Providing daylighting will provide refuge space for pedestrians, add more visibility to pedestrians, and discourage vehicles from encroaching on the crosswalk<sup>2</sup>.

---

<sup>1</sup> <https://www.mass.gov/doc/700-cmr-5-regulation-of-certain-roadways-and-bridges/download>

<sup>2</sup> <https://www.boston.gov/news/vision-zero-update-highlights-continued-progress-towards-roadway-safety>