



Wastewater Epidemiology COVID-19 Report

Updated: 01-Nov-2023 | **Data Complete Through:** 29-Oct-2023



*Boston Public
Health Commission*

Report Contents



Summary

Overview and Trends

Results by Neighborhood

BPHC Neighborhood Trends

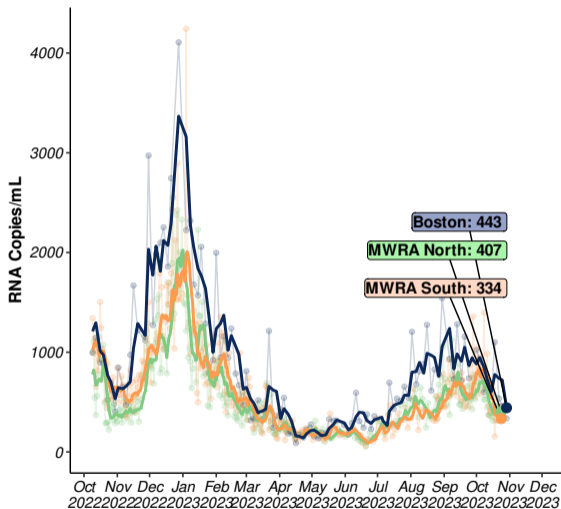
Variant Results

Percent Variant Lineages (Citywide)

Status & Details

Neighborhood Site Status and Details

Overview and Trends



CITYWIDE
AVERAGE

443

RNA copies/mL

RANGE ACROSS 11
NEIGHBORHOOD SITES

108-1,635

RNA copies/mL

Data through: 29-Oct-2023

2-WEEK TRENDS

Boston
Stable

-27%
over the past 14 days

MWRA North
Decreasing

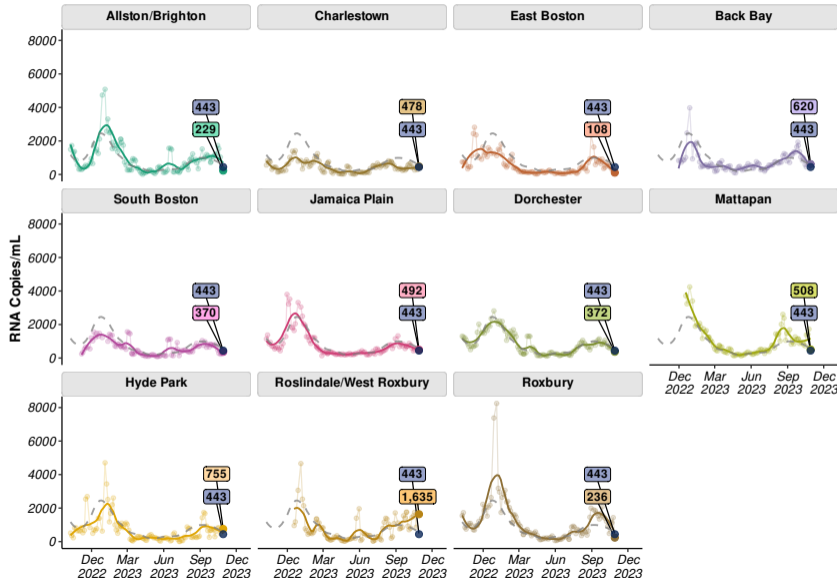
-34%
over the past 14 days

MWRA South
Decreasing

-65%
over the past 14 days

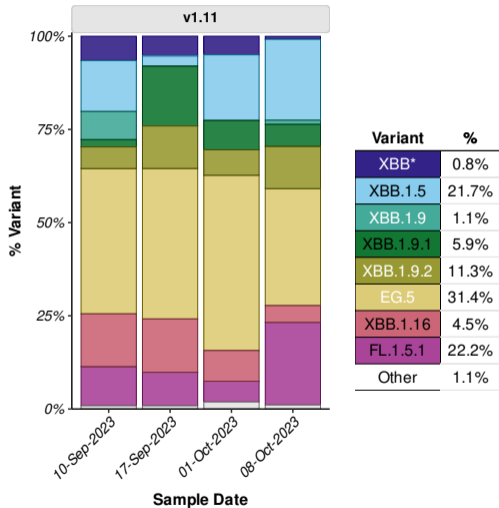
Updated: 01-Nov-2023 | Samples through: 29-Oct-2023 (BPHC); 24-Oct-2023 (MWRA) | MWRA Data: <https://www.mwra.com/biobot/biobotdata.htm>

BPHC Neighborhood Trends



Points shown are 3-sample average values (i.e., 8-day moving average); line shows smoothed trend for 8-day moving average; dotted grey line in each panel represents average across all Boston sites weighted by population.

Percent Variant Lineages (Citywide)



Average variant percentage across all BPHC sites weighted by population size | Table shows variant percentages for samples collected the week of 08-Oct-2023 (most recent available data); Variant results are reported weekly with a 3-week lag due to laboratory processing and analysis.

Sequencing Analysis Protocol Version: v1.11 (28-Sep-2023):

- *XBB includes all XBB sublineages aside from those specifically reported
- "Other variants" contains all variants not explicitly quantified.

Version Changes: Added: • FL.1.5.1

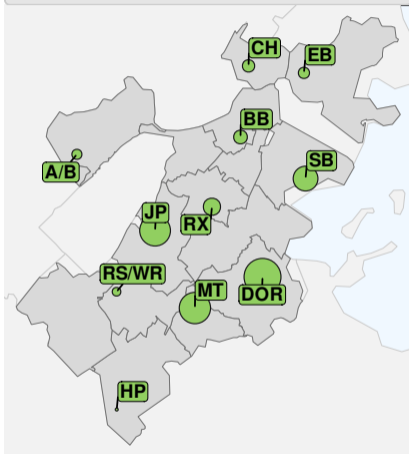
For Additional Info See:

<https://www.biobot.io/covid19-variants-report-notes/>



Neighborhood Site Status and Details

Status of Sampling Sites (01-Nov-2023)



#	Neighborhood	Date Site Confirmed	Site Status	Pop. Covered	% Neighborhood Covered
01	A/B	02-Oct-2022	Active	2,684	4.0%
02	CH	02-Oct-2022	Active	3,736	18.3%
03	EB	02-Oct-2022	Active	3,178	6.3%
04	BB	20-Nov-2022	Active	4,551	8.1%
05	SB	30-Oct-2022	Active	14,962	35.8%
07	JP	02-Oct-2022	Active	23,573	56.9%
08	DOR	02-Oct-2022	Active	34,562	23.8%
09	MT	11-Dec-2022	Active	24,441	80.5%
10	HP	02-Oct-2022	Active	1,262	3.5%
11	RS/WR	11-Dec-2022	Active	2,165	3.5%
12	RX	02-Oct-2022	Active	7,036	16.5%

Site Status (N=11) **a** Active (n=11)