



Wastewater Epidemiology Flu & RSV Report

Updated: 25-Mar-2024 | Data Complete Through: 17-Mar-2024

✉ wastewater@bphc.org



Boston Public
Health Commission



Report Contents

Influenza A+B Citywide Trend

Influenza A+B Neighborhood Trends

RSV Citywide Trend

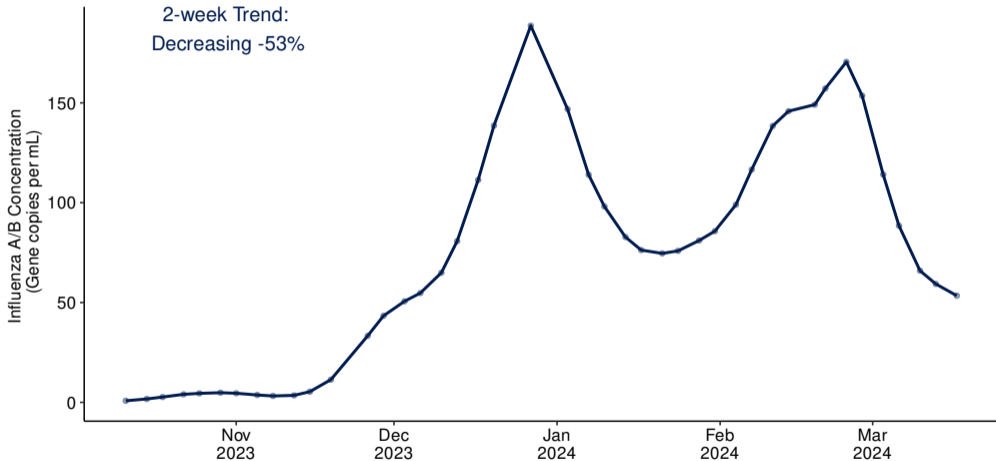
RSV Neighborhood Trends

Influenza A+B Citywide Trend



Boston Citywide Wastewater Flu Signal

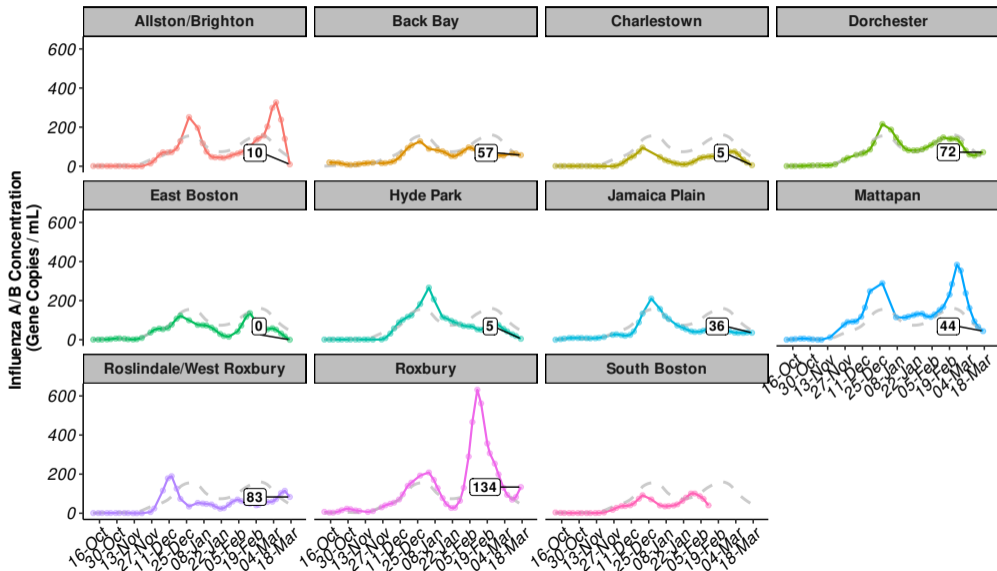
2-week Trend:
Decreasing -53%



Influenza A+B Neighborhood Trends



Neighborhood Wastewater Flu Signal

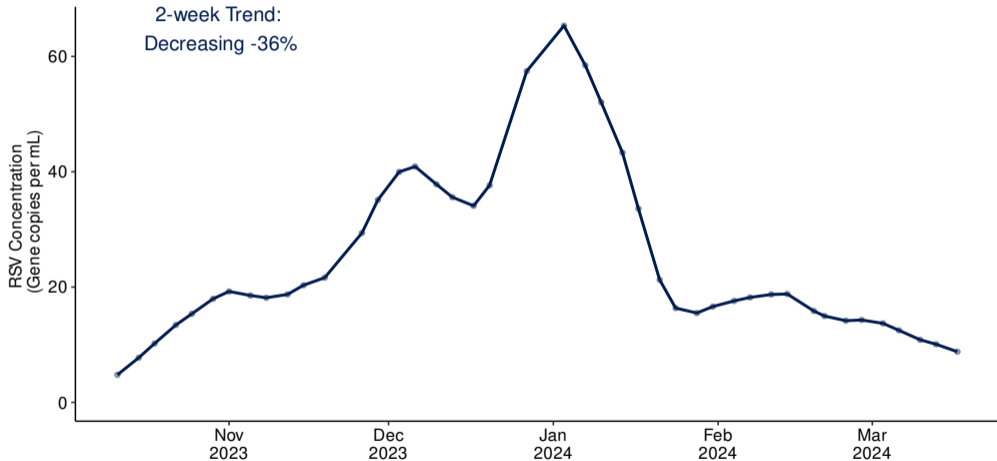


RSV Citywide Trend



Boston Citywide Wastewater RSV Signal

2-week Trend:
Decreasing -36%



RSV Neighborhood Trends



Neighborhood Wastewater RSV Signal

